


Receiver for Digital Signals Type G 3830 5543



- 8-channel receiver
- Galvanically separated SPST relay outputs
- Load: 8 x 5 A/250 VAC
- H8-housing
- For mounting on DIN-rail (EN 50022)
- LED-indications for supply, Dupline® carrier and outputs
- AC or DC power supply
- Channel coding by GAP 1605

Product Description

Dupline® receiver. Control of 8 loads of up to 250 VAC/5 A. SPST relay outputs for con-

Ordering Key

G 3830 5543 024

Type: Dupline®
 H8-housing
 Receiver
 No. of channels
 Output type
 Power supply

Type Selection

Supply

24 VAC
 115 VAC
 230 VAC
 15-30 VDC

Ordering no.
 8 channels
 5 A/250 VAC

G 3830 5543 024
 G 3830 5543 115
 G 3830 5543 230
 G 3830 5543 824

Supply Specifications

Power supply AC types

Rated operational voltage through term. 21 & 22 230 115 024
 Frequency
 Voltage interruption
 Rated operational power
 Rated impulse withstand voltage 230 115 024
 Dielectric voltage
 Supply - Dupline®
 Supply - Outputs

Overvoltage cat. III (IEC 60664)
 230 VAC, ±15% (IEC 60038)
 115 VAC, ±15% (IEC 60038)
 24 VAC, ±15%
 45 to 65 Hz
 ≤ 40 ms
 Typ. 7.0 VA
 4 kV
 2.5 kV
 800 V
 ≥ 4 kVAC (rms)
 ≥ 4 kVAC (rms)

Power supply DC type

Rated operational voltage through term. 21 & 22 824
 Ripple
 Reverse-polarity protection
 Rated operational power
 Power dissipation
 Inrush current
 Rated impulse withstand voltage
 Dielectric voltage
 Supply - Dupline®
 Supply - Inputs
 Supply - Outputs

Overvoltage cat. III (IEC 60664)
 15 to 30 VDC (ripple included) ≤ 3 V
 Yes
 ≤ 1.5 W
 ≤ 5.5 W
 ≤ 1 A
 800 V
 ≥ 200 VAC (rms)
 ≥ 4 kVAC (rms)
 ≥ 4 kVAC (rms)

Output Specifications

Outputs

Isolated in groups of 8, SPST relays
 Contact ratings (AgCdO) 8 x 1
 Resistive loads AC 1 5 A/250 VAC (1250 VA)
 DC 1 0.25 A/250 VDC (62 W)
 or 5 A/25 VDC (125 W)
 Inductive loads AC 15 2.5 A/230 VAC
 DC 13 5 A/24 VDC

Mechanical lifetime ≥ 30 x 10⁶ operations
 Electrical lifetime (at max. load) AC 1 ≥ 2.0 x 10⁵ operations
 Operating frequency ≤ 7200 operations/h
 Dielectric voltage
 Outputs - Dupline® ≥ 4 kVAC (rms)

Response time 1 pulse train

General Specifications

Output OFF delay upon loss of Dupline® carrier	≤ 20 ms
Power ON delay	Typ. 2 s
Indication for Supply ON Dupline® carrier Output ON	LED, green LED, yellow LED, red (one per output)
Environment Degree of protection Pollution degree Operating temperature Storage temperature	IP 20 3 (IEC 60664) -20° to +50°C (-4° to +122°F) -50° to +85°C (-58° to +185°F)
Humidity (non-condensing)	20 to 80%
Mechanical resistance Shock Vibration	15 G (11 ms) 2 G (6 to 55 Hz)
Dimensions	
Material (see Technical information)	H8-housing
Weight	800 g

Mode of Operation

8-channel receiver with 8 normally open contact outputs. Each output may be coded individually by means of the code programmer GAP 1605. For details, please refer to the respective data sheet.

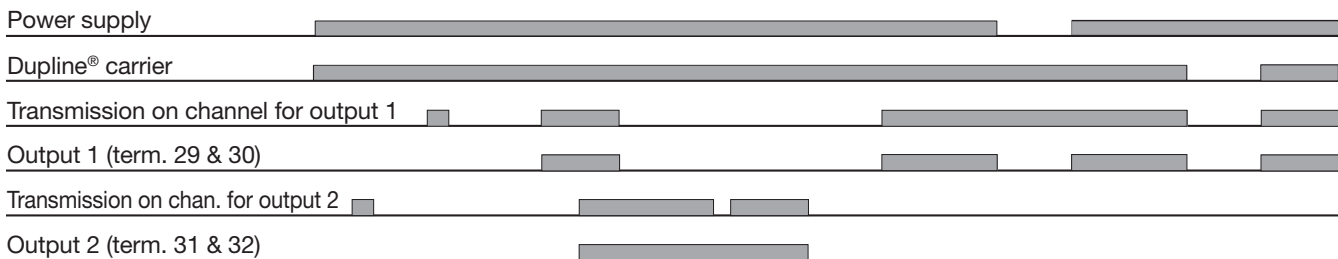
The outputs are normally off. When a transmitter coded to the selected channel is activated, the output turns on and remains on until the respective channel becomes deactivated.

The default setting of the module is such that upon loss of Dupline® carrier **all** the outputs go off.

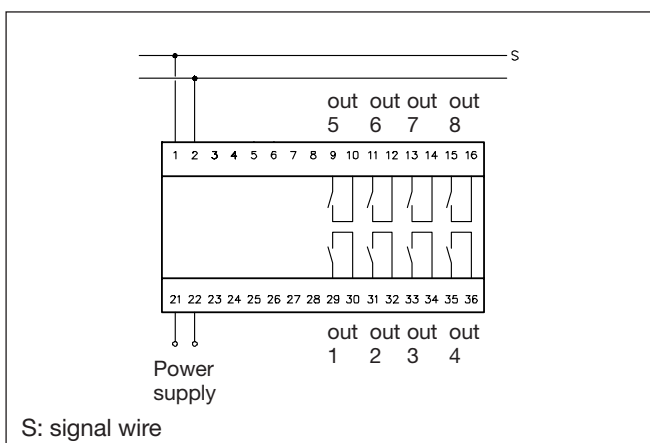
Output connections

- Output 1: terminals 29 & 30
- Output 2: terminals 31 & 32
- Output 3: terminals 33 & 34
- Output 4: terminals 35 & 36
- Output 5: terminals 9 & 10
- Output 6: terminals 11 & 12
- Output 7: terminals 13 & 14
- Output 8: terminals 15 & 16

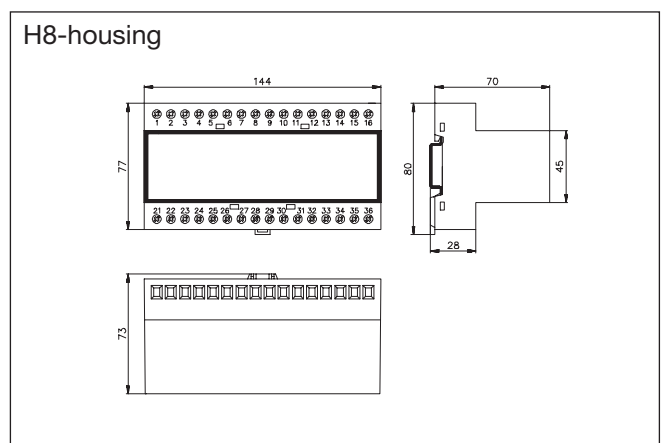
Operation Diagram



Wiring Diagram



Dimensions (mm)



Accessories

DIN-rail FMD 411

For further information see "Accessories".