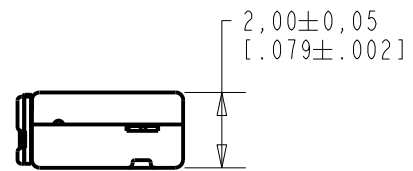
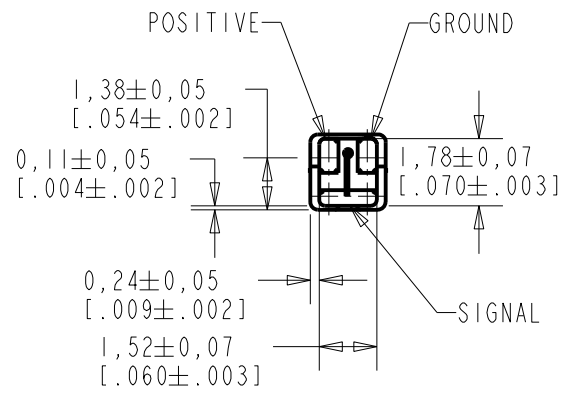
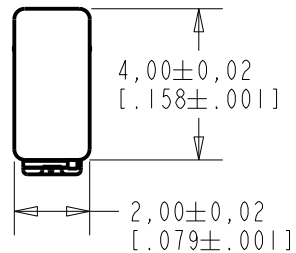
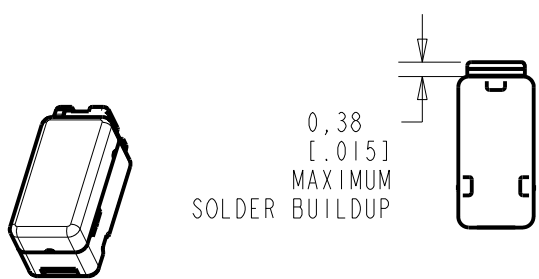
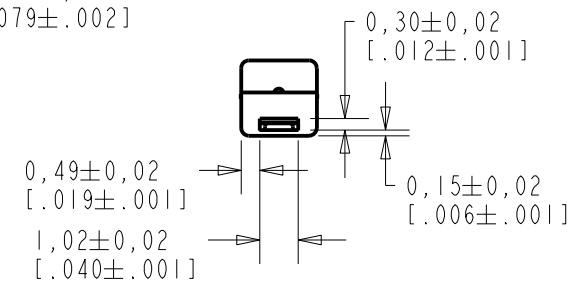


**GA38-30775-000**  
SHT 1.1



NOTES:

1. INCREASED PRESSURE AT SOUND INLET CAUSES A POSITIVE GOING VOLTAGE TO APPEAR AT THE OUTPUT TERMINAL, RELATIVE TO THE NEGATIVE TERMINAL.



NOMINAL WEIGHT  
.052 GRAMS

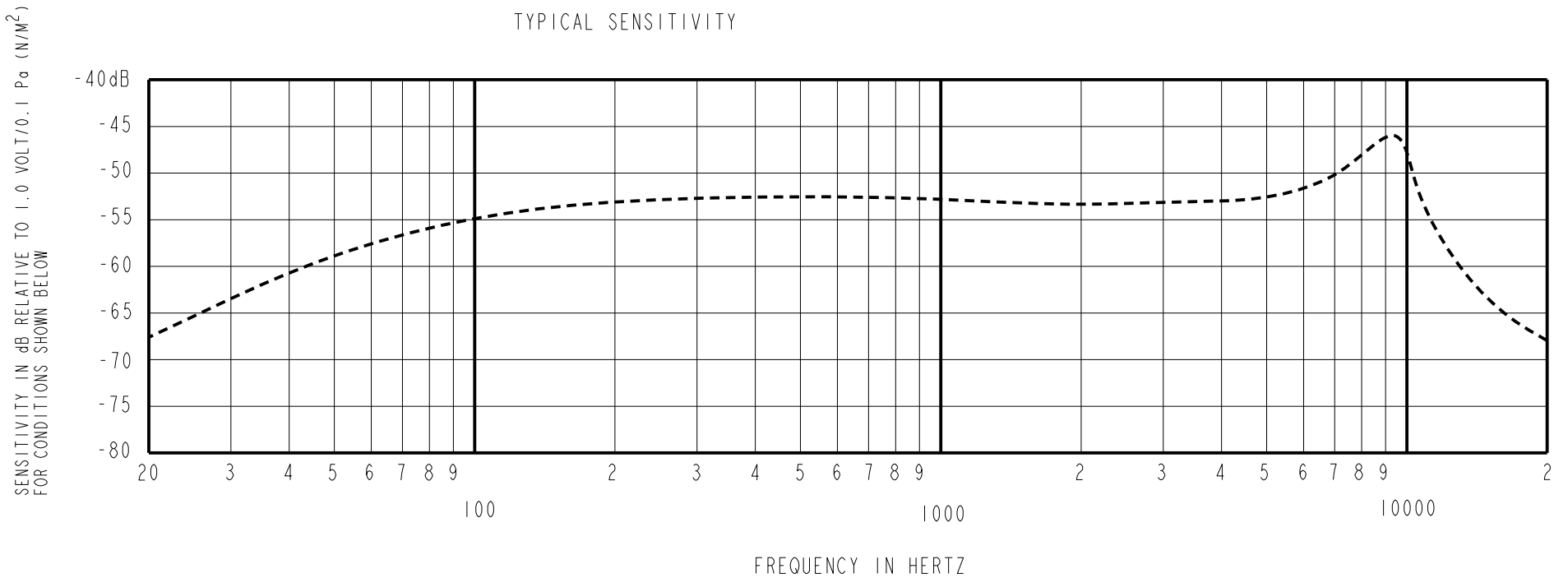
DIMENSIONS IN MILLIMETERS [INCHES]

| Revision | C.O. #    | Implementation Date | RELEASE LEVEL | REVISION |
|----------|-----------|---------------------|---------------|----------|
|          |           |                     | <b>Active</b> | <b>D</b> |
| D        | MI0104290 | 8-10-11             |               |          |

**KNOWLES ELECTRONICS**  
ITASCA, ILLINOIS U.S.A.

|                      |                       |         |         |
|----------------------|-----------------------|---------|---------|
| SCALE:               | <b>5:1</b>            | DR. BY  | DATE    |
| DO NOT SCALE DRAWING |                       | LSY     | 7-27-10 |
| TITLE:               | <b>MICROPHONE</b>     | CK. BY  | DATE    |
|                      | <b>GA38-30775-000</b> | GJP     | 7-28-10 |
|                      | OUTLINE DRAWING       | APP. BY | DATE    |
|                      | <b>SHT 1.1</b>        | GJP     | 7-28-10 |

TYPICAL SENSITIVITY



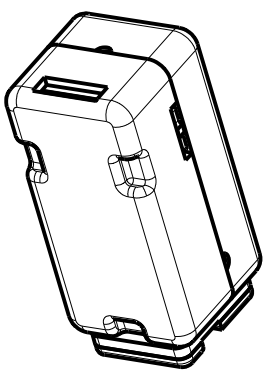
SENSITIVITY MEASURED IN A PRESSURE CAVITY UNDER THE NOMINAL CONDITIONS SHOWN BELOW

| POWER REQUIREMENT    |      |         |         |         |         |
|----------------------|------|---------|---------|---------|---------|
| PARAMETER            | UNIT | MINIMUM | NOMINAL | MAXIMUM | REMARKS |
| SUPPLY VOLTAGE RANGE | VDC  | 0.9     | 0.9     | 1.6     | -       |

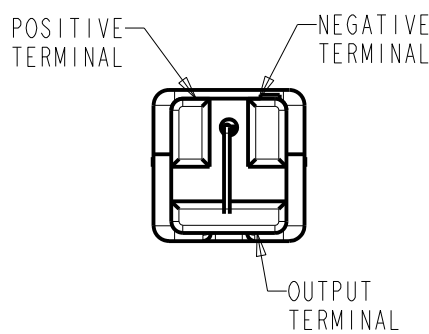
| PERFORMANCE         |                |         |         |         |  |
|---------------------|----------------|---------|---------|---------|--|
| PARAMETERS          | UNIT           | MINIMUM | NOMINAL | MAXIMUM | REMARKS  |
| SENSITIVITY         | 80 Hz          | -5.0    | -3.0    | -1.0    | re SENSITIVITY AT 1 kHz                        |
|                     | 1000 Hz        | -56.0   | -53.0   | -50.0   | dB re 1V/0.1Pa                                 |
|                     | 8000-11000 Hz  | +3.0    | +6.0    | +9.0    | re SENSITIVITY AT 1 kHz                        |
| CURRENT DRAIN       | μA             | -       | 22.0    | 29.0    | -  |
| OUTPUT LOAD VOLTAGE | V <sub>L</sub> | 0.28    | 0.43    | 0.58    | OPEN LOAD                                      |
| A-WEIGHTED NOISE    | dB SPL         | -       | 25.0    | 27.0    | INPUT REFERRED NOISE<br>re SENSITIVITY AT 1kHz |
| OUTPUT IMPEDANCE    | Ohms           | 2800    | 4400    | 6800    |  |

NOTES: 1. CASE CONNECTED TO NEGATIVE TERMINAL.

2. SENSITIVITY AND NOISE VALUES INDICATED ON THIS SPECIFICATION ARE VALID WHEN TESTED AT 909 KOhm//<1500pF LOAD IMPEDANCE. TYPICAL TEST ENVIRONMENT: 50% RH, 21°C (70°F)

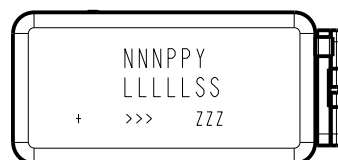


PORT LOCATION: 12N



TERMINAL DEFINITION

CENTER LASER MARKING



|  |
|--|
| NNN IS THE MODEL NUMBER CODE                   |
| PP IS THE PRODUCTION WEEK (01-52)              |
| Y IS THE PRODUCTION YEAR (0-9)                 |
| LLLLL IS THE LOT NUMBER                        |
| SS IS THE SUB-LOT NUMBER (01-99)               |
| + IS THE POSITIVE TERMINAL FOR PAIRS           |
| >>> IS THE LEADING/LAGGING INDICATOR FOR PAIRS |
| ZZZ IS A SERIAL NUMBER FOR ENGINEERING SAMPLES |

KNOWLES RESERVES THE RIGHT TO MAKE CHANGES TO IMPROVE RELIABILITY AND PERFORMANCE OF THE PRODUCT.

| Revision | C.O. #    | Implementation Date | RELEASE LEVEL | REVISION |
|----------|-----------|---------------------|---------------|----------|
| D        | MI0104290 | 8-10-11             | Active        | D        |

|  |                           |                 |
|--|---------------------------|-----------------|
| WHEN TEST LIMITS ARE USED TO ESTABLISH INCOMING INSPECTION ACCEPTANCE/REJECTION CRITERIA, CORRELATION OF TEST EQUIPMENT WITH KNOWLES IS ALSO REQUIRED FOR ELIMINATION OF EQUIPMENT AND TEST METHOD VARIATION | DR. BY<br>LSY             | DATE<br>7-27-10 |
| TITLE:<br>MICROPHONE<br>PERFORMANCE SPECIFICATION  | CA38-30775-000<br>SHT 2.1 | CK. BY<br>GJP   |
|  |                           | DATE<br>7-28-10 |
|  |                           | DATE<br>7-28-10 |

**KNOWLES ELECTRONICS**  
ITASCA, ILLINOIS U.S.A.