

## GBPC15005-G Thru. GBPC5010-G Series

Reverse Voltage: 50 to 1000V

Forward Current: 15/25/35/50A

RoHS Device

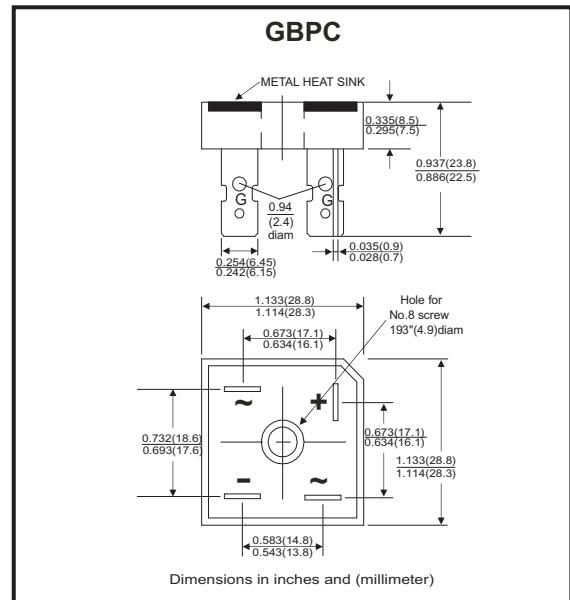


### Features

- Surge overload -300~450 Amperes peak.
- Low forward voltage drop.
- Electrically isolated base -2000 Volts.
- Solderable 0.25" Fast ON terminals.
- UL recognized file # E349301

### Mechanical Data

- Polarity: As marked on Body.
- Mounting position: Any.
- Weight: 16.57 grams (approx.).



### Maximum ratings and electrical characteristics

Rating at 25°C ambient temperature unless otherwise specified.  
 Single phase, half wave ,60Hz, resistive or inductive load.  
 For capacitive load, derate current by 20%

Parameter	Symbol	GBPC-G	GBPC-G	GBPC-G	GBPC-G	GBPC-G	GBPC-G	GBPC-G	Unit
		15005	1501	1502	1504	1506	1508	1510	
Maximum Recurrent Peak Reverse Voltage	$V_{RRM}$	50	100	200	400	600	800	1000	V
Maximum RMS Bridge Input Voltage	$V_{RRM}$	35	70	140	280	420	560	700	V
Maximum DC Blocking Voltage	$V_{DC}$	50	100	200	400	600	800	1000	V

Parameter	Symbol	GBPC15	GBPC25	GBPC35	GBPC50	Unit
Maximum Average Forward Rectified Output Current @ $T_c=55^\circ C$	$I_{(AV)}$	15	25	35	50	A
Peak Forward Surge Current , 8.3ms Single Half Sine-Wave Super Imposed On Rated Load	$I_{FSM}$	300	350	400	450	A
Maximum Forward Voltage Drop Per Element at 7.5/12.5/17.5/25.0A Peak	$V_F$	1.1				V
Maximum Reverse Current at rate DC Blocking Voltage Per Element @ $T_J=25^\circ C$	$I_R$	10.0				$\mu A$
Operating Temperature Range	$T_J$	-55 to +150				$^\circ C$
Storage Temperature Range	$T_{STG}$	-55 to +150				$^\circ C$

Company reserves the right to improve product design , functions and reliability without notice.

REV: C

## Rating and Characteristics Curves (GBPC1005-G Thru. GBPC5010-G Series)

Fig.1 - Derating Curve Output Rectified Current

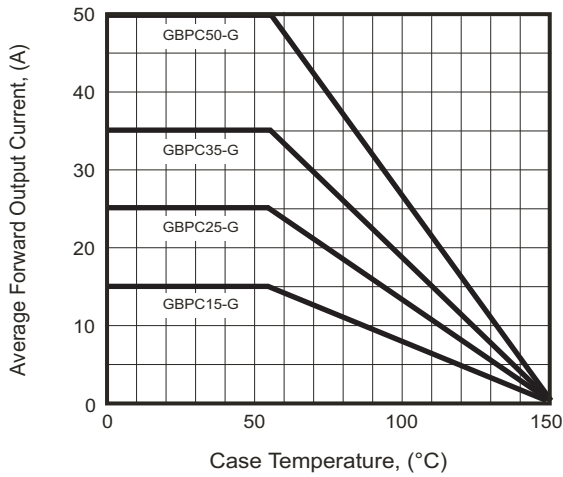


Fig.2 - Typical Forward Characteristics

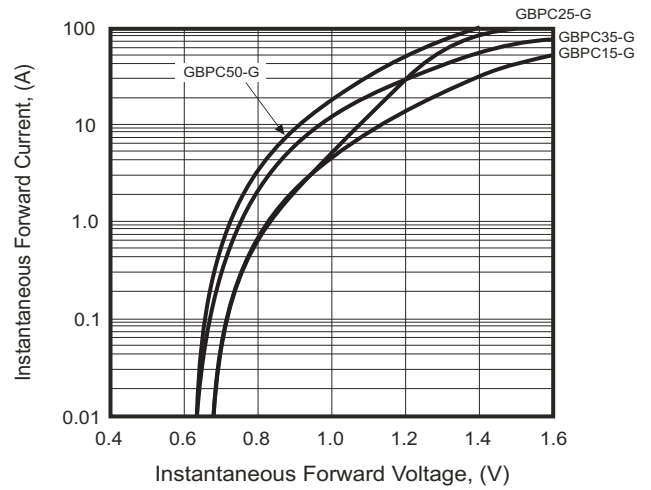


Fig.3 - Maximum Forward Surge Current

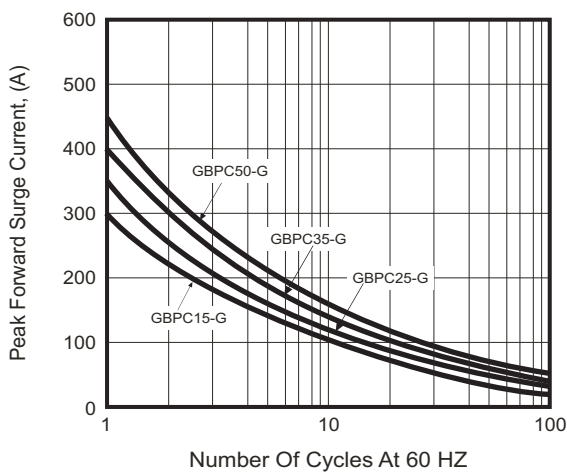


Fig.4 - Typical Reverse Characteristics

