



■ Features :

- Charger for lead-acid batteries (flooded, Gel and AGM) and li-ion batteries (lithium iron and lithium manganese) (Note.1)
- Universal AC input / Full range
- With EURO type 6 FT power cord(2pin)
- Class II power (without earth pin)
- No load power consumption <1.0W
- Constant current and voltage(CC,CV mode)
- Suitable for continue load
- For high surge current equipment
- Protections: Short circuit / Overload / Over voltage / Over temp.
- 2 colors LED indicate for loading status
- Fully enclosed plastic case
- High reliability
- Approvals: TUV / EAC / CB / FCC / CE / UKCA
- 2 years warranty

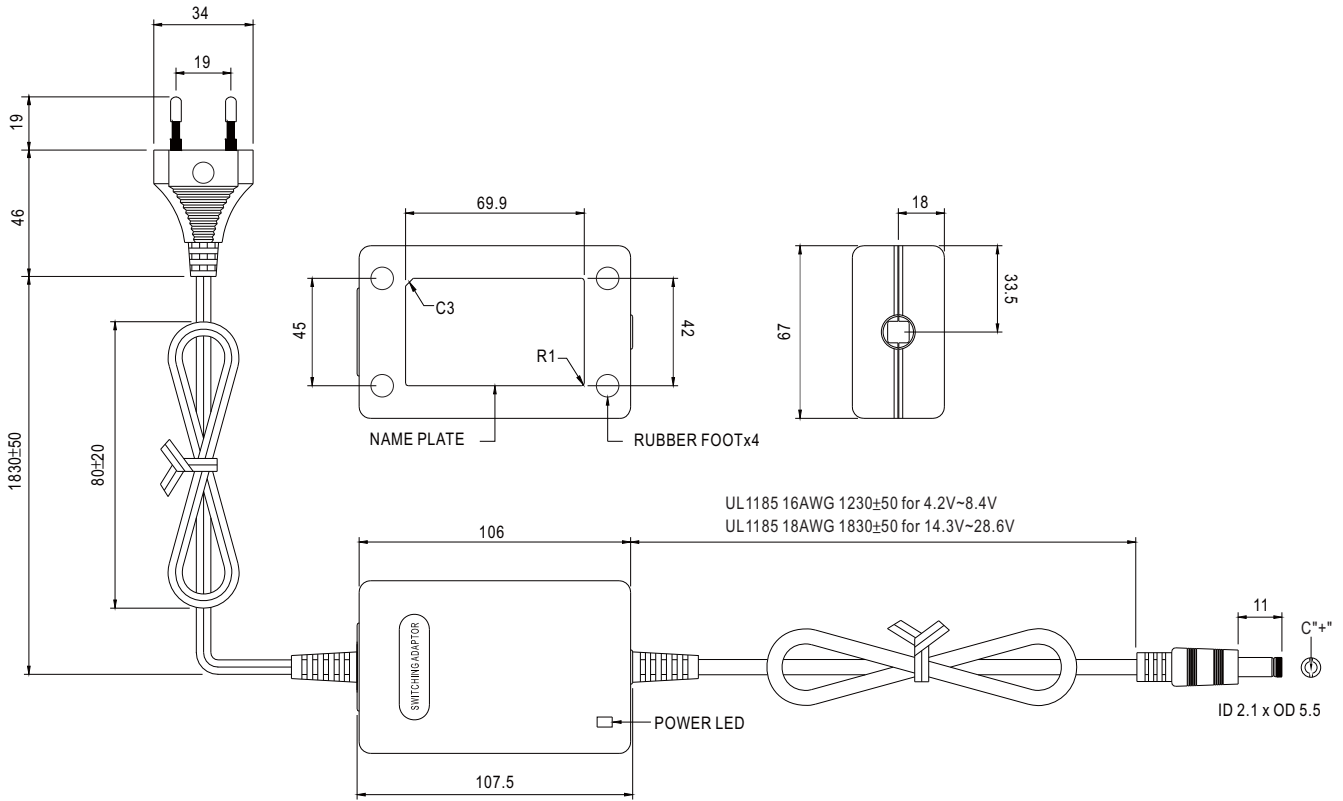


SPECIFICATION

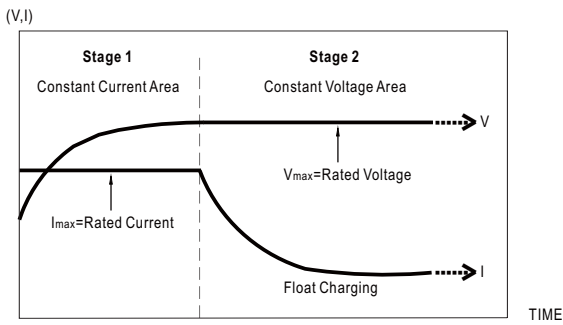
| ORDER NO. | GC30E-0P1J | GC30E-1P1J | GC30E-11P1J | GC30E-2P1J | GC30E-4P1J | GC30E-5P1J | GC30E-6P1J | |
|---------------------------|--|--|-------------|------------|------------|--------------|------------|--------------|
| OUTPUT | SAFETY MODEL NO. | GC30E-0 | GC30E-1 | GC30E-11 | GC30E-2 | GC30E-4 | GC30E-5 | GC30E-6 |
| | DC VOLTAGE SET AT <small>Note.3</small> | 4.2V | 5.6V | 7.2V | 8.4V | 14.3V | 16.8V | 28.6V |
| | RATED CURRENT | 4A | 3.99A | 3A | 3A | 2.09A | 1.6A | 1.04A |
| | CURRENT RANGE | 0 ~ 4A | 0 ~ 3.99A | 0 ~ 3A | 0 ~ 3A | 0 ~ 2.09A | 0 ~ 1.6A | 0 ~ 1.04A |
| | RATED POWER | 16.8W | 22.38W | 21.6W | 25.2W | 30W | 27W | 30W |
| | RIPPLE & NOISE (max.) <small>Note.4</small> | 50mVp-p | 50mVp-p | 80mVp-p | 80mVp-p | 100mVp-p | 100mVp-p | 150mVp-p |
| | CHARGING VOLTAGE RANGE <small>Note.5</small> | 3.6 ~ 4.4V | 5 ~ 5.8V | 6.5 ~ 7.5V | 7.7 ~ 8.6V | 13.5 ~ 14.5V | 16 ~ 17V | 27.1 ~ 28.8V |
| | LINE REGULATION <small>Note.6</small> | ±1.0% | ±0.5% | ±0.5% | ±0.5% | ±0.5% | ±0.5% | ±0.5% |
| | LED INDICATOR | Green LED ON < 100mA, Red LED ON > 250mA | | | | | | |
| SETUP, RISE, HOLD UP TIME | 200ms, 50ms, 16ms at full load | | | | | | | |
| INPUT | VOLTAGE RANGE | 90 ~ 264VAC 127 ~ 370VDC | | | | | | |
| | FREQUENCY RANGE | 47 ~ 63Hz | | | | | | |
| | EFFICIENCY (Typ.) | 55% | 70% | 74% | 76% | 78% | 78% | 80% |
| | AC CURRENT | 0.7A / 100VAC; 0.35A / 230VAC | | | | | | |
| | INRUSH CURRENT (max.) | 40A / 230VAC | | | | | | |
| LEAKAGE CURRENT(max.) | 0.25mA / 240VAC | | | | | | | |
| PROTECTION | OVERLOAD | 90 ~ 110% Constant current mode and over 300% pulsing mode Protection type : Constant current limiting, recovers automatically after fault condition is removed | | | | | | |
| | OVER VOLTAGE | 110 ~ 135% rated output voltage Protection type : Clamp by zener diode | | | | | | |
| | OVER TEMPERATURE | IC1_Tj > 130°C Protection type : Shut down o/p voltage, recovers automatically after temperature goes down | | | | | | |
| ENVIRONMENT | WORKING TEMP. | 0 ~ +50°C (Refer to output load derating curve) | | | | | | |
| | WORKING HUMIDITY | 20% ~ 90% RH non-condensing | | | | | | |
| | STORAGE TEMP., HUMIDITY | -20 ~ +85°C, 10 ~ 95% RH | | | | | | |
| | TEMP. COEFFICIENT | ±0.03% / °C (0 ~ 50°C) | | | | | | |
| | VIBRATION | 10 ~ 500Hz, 2G 10min./1cycle, period for 60min. each along X, Y, Z axes | | | | | | |
| SAFETY & EMC | SAFETY STANDARDS | TUV BS EN/EN62368-1, EAC TP TC 004 approved | | | | | | |
| | WITHSTAND VOLTAGE | I/P-O/P:3KVAC | | | | | | |
| | ISOLATION RESISTANCE | I/P-O/P:100M Ohms / 500VDC / 25°C / 70% RH | | | | | | |
| | EMC EMISSION | Compliance to BS EN/EN55014-1 class B, FCC part 15 Class B, EAC TP TC 020 | | | | | | |
| | EMC IMMUNITY | Compliance to BS EN/EN61000-4-2,3,4,5,6,11, light industry level, criteria A, EAC TP TC 020 | | | | | | |
| OTHERS | DIMENSION | 108*67*36mm (L*W*H) | | | | | | |
| | PACKING | 405g; 36pcs / 16.5kg / CARTON | | | | | | |
| CONNECTOR | PLUG | Standard type P1J: 2.1φ * 5.5φ * 11mm, tuning fork type center positive for stock ; Other type available by customer requested | | | | | | |
| | CABLE | Standard type 18Awg UL1185 6ft and 4ft for 4.2V~8.4V output only for stock ; Other type available by customer requested | | | | | | |
| NOTE | <p>1.Modification for charger specification may be required for different battery specification. Please contact battery vendor and MEAN WELL for details.</p> <p>2.All parameters are specified at 230VAC input, rated load, 25°C 70% RH ambient.</p> <p>3.DC voltage: The output voltage set at point measure by plug terminal & 0% load.</p> <p>4.Ripple & noise are measured at 20MHz by using a 12" twisted pair terminated with a 0.1uf & 47uf capacitor.</p> <p>5.Output charging voltage range is measured from 0% to 100% rated load.</p> <p>6.Line regulation is measured from low line to high line at rated load.</p> <p>※ Product Liability Disclaimer : For detailed information, please refer to https://www.meanwell.com/serviceDisclaimer.aspx</p> | | | | | | | |

Mechanical Specification

Unit:mm



Charging Curve



Suitable for lead-acid batteries (flooded, Gel and AGM) and Li-ion batteries (lithium iron and lithium manganese)

LED Display

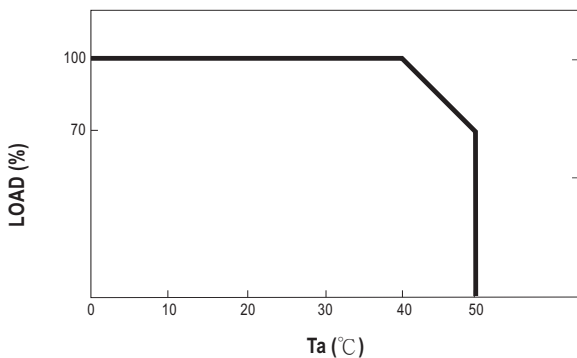
| LED Status | Load Condition |
|------------|----------------|
| Red | Charging |
| Green | Float Charging |

Plug Assignment

Standard plug: P1J (option)

| P1J | |
|--------|--------|
| P/N | OUTPUT |
| CENTER | + |

Derating Curve



Static Characteristics

