

# Midi-Contactors

## Specifications



|   |   |                                      |
|---|---|--------------------------------------|
| Type  |   | Model                                |
|   |   | Connection by screws clamp terminals |
|   |   | Connection by lugs                   |
| Number of poles   |   |                                      |
| Rated operational voltage, Ue                                   |   |                                      |
| Rated insulation voltage, Ui                                    |   |                                      |
|   |   | Conforming to IEC947-4-1             |
|   |   | Conforming to UL, CSA                |
| Rated impulse withstand voltage, Uimp                           |   |                                      |
| Degree of pollution (IEC60529)                                  |   |                                      |
| Rated operational current Ie ( $\theta \leq 55^\circ\text{C}$ ) |   |                                      |
| AC Motors   | 1-Phase                                     | Ue Max 690 [A]                       |
|   |   | 110~120V [A]                         |
|   |   | 220~240V [A]                         |
|   | 3-Phase                                     | 200~240V [A]                         |
|   |   | 220~240V [A]                         |
|   |   | 440~480V [A]                         |
| 550~600V [A]  |   |                                      |
| Rated operational power ( $\theta \leq 55^\circ\text{C}$ )      |   |                                      |
| AC Motors   | 1-Phase                                     | 110~120V [Hp]                        |
|   |   | 220~240V [Hp]                        |
|   | 3-Phase                                     | 200~208V [Hp]                        |
|   |   | 220~240V [Hp]                        |
|   |   | 440~480V [Hp]                        |
|   | 550~600V [Hp]                               |                                      |
| Rated operational current (440V AC-3) [A]                       |   |                                      |
| CSA Elevator Ratings 200~600V 3 Phase [A]                       |   |                                      |
| According to IEC 947-4-1  | Rated making capacity AC-3 (I/Ie) [440V]    |                                      |
|   | Rated breaking capacity AC-3 (Ic/Ie) [440V] |                                      |
| Mechanical durability in millions of operating cycles           |   |                                      |
| Maximum operating rate In operating cycles per hour             |   |                                      |
| Mechanical durability in millions of operating cycles           |   |                                      |
| Maximum operating rate In operating cycles per hour             |   |                                      |
| Electrical life for Ie/AC-3 Max in millions of operating cycles |   |                                      |
| Maximum operating rate in operating cycles per hour             |   |                                      |
| AC control coil voltage operated contactors                     |   |                                      |
|   | Weight [kg]                                 |                                      |
|   | Basic dimensions (W x H x D) [mm]           |                                      |
| DC control coil voltage operated contactors                     |   |                                      |
|   | Weight [kg]                                 |                                      |
|   | Basic dimensions (W x H x D) [mm]           |                                      |

| 12AF              |                   | 32AF |      |      |
|-------------------|-------------------|------|------|------|
| GC9               | GC12              | GC18 | GC25 | GC32 |
| ●                 | ●                 | ●    | ●    | ●    |
| N/A               | N/A               | N/A  | N/A  | N/A  |
| 3                 |                   |      |      |      |
| 690V              |                   |      |      |      |
| 1000V             |                   |      |      |      |
| 600V              |                   |      |      |      |
| 8kV               |                   |      |      |      |
| IP20              |                   |      |      |      |
| 25                | 25                | 40   | 40   | 50   |
| 9.8               | 13.8              | 16   | 24   | 26   |
| 10                | 12                | 17   | 17   | 28   |
| 7.5               | 10.6              | 16.7 | 24.2 | 24.2 |
| 9.6               | 15.2              | 22   | 28   | 28   |
| 7.6               | 11                | 11   | 21   | 27   |
| 9                 | 11                | 17   | 22   | 27   |
| 0.5               | 0.75              | 1    | 2    | 2    |
| 1.5               | 2                 | 3    | 3    | 5    |
| 2                 | 3                 | 5    | 7.5  | 7.5  |
| 3                 | 5                 | 7.5  | 10   | 10   |
| 5                 | 7.5               | 10   | 15   | 25   |
| 7.5               | 10                | 15   | 20   | 25   |
| 9                 | 12                | 18   | 25   | 32   |
| Available in 2009 | Available in 2009 | 20   | 20   | 25   |
| 90                | 120               | 180  | 250  | 320  |
| 72                | 96                | 144  | 200  | 256  |
| 15                | 15                | 15   | 15   | 15   |
| 1800              | 1800              | 1800 | 1800 | 1800 |
| 8.07              | 8.07              | 8.07 | 8.07 | 8.07 |
| 7200              | 7200              | 7200 | 7200 | 7200 |
| 2.5               | 2.5               | 2.5  | 2.5  | 2.5  |
| 1800              | 1800              | 1800 | 1800 | 1800 |
| 0.45              |                   |      |      |      |
| 45 x 83 x 93      |                   |      |      |      |
| 0.63              |                   |      |      |      |
| 45 x 83 x 118     |                   |      |      |      |

# Midi-Contactors



| 63AF             |      |      |      |
|------------------|------|------|------|
| GC35             | GC40 | GC50 | GC63 |
| •                | •    | •    | •    |
| •                | •    | •    | •    |
| 3                |      |      |      |
| 690V             |      |      |      |
| 1000V            |      |      |      |
| 600V             |      |      |      |
| 8kV              |      |      |      |
| IP20             |      |      |      |
| 55               | 60   | 70   | 75   |
| 24               | 34   | 34   | 56   |
| 28               | 40   | 50   | 50   |
| 30.8             | 46.2 | 54.4 | 54.4 |
| 42               | 54   | 68   | 68   |
| 34               | 40   | 52   | 52   |
| 32               | 41   | 52   | 52   |
| 2                | 3    | 3    | 5    |
| 5                | 7.5  | 10   | 10   |
| 10               | 15   | 20   | 20   |
| 15               | 20   | 25   | 25   |
| 25               | 30   | 40   | 40   |
| 30               | 40   | 50   | 50   |
| 35               | 40   | 50   | 63   |
| 30               | 32.5 | 37.5 | 42   |
| 350              | 400  | 500  | 630  |
| 280              | 320  | 400  | 504  |
| 12               | 12   | 12   | 12   |
| 1200             | 1200 | 1200 | 1200 |
| 5.97             | 5.97 | 5.97 | 5.97 |
| 7200             | 7200 | 7200 | 7200 |
| 2                | 2    | 2    | 1.3  |
| 1200             | 1200 | 1200 | 1200 |
| 0.94             |      |      |      |
| 55 × 106 × 122   |      |      |      |
| 1.2              |      |      |      |
| 55 × 106 × 160.5 |      |      |      |



| 95AF             |      |      |      |
|------------------|------|------|------|
| GC65             | GC75 | GC85 | GC95 |
| •                | •    | •    | •    |
| •                | •    | •    | •    |
| 3                |      |      |      |
| 690V             |      |      |      |
| 1000V            |      |      |      |
| 600V             |      |      |      |
| 8kV              |      |      |      |
| IP20             |      |      |      |
| 100              | 110  | 135  | 140  |
| 56               | 56   | 80   | 100  |
| 68               | 68   | 68   | 88   |
| 74.8             | 74.8 | 88   | 88   |
| 80               | 80   | 104  | 104  |
| 65               | 65   | 77   | 96   |
| 62               | 62   | 77   | 77   |
| 5                | 5    | 7.5  | 10   |
| 15               | 15   | 15   | 20   |
| 25               | 25   | 30   | 30   |
| 30               | 30   | 40   | 60   |
| 50               | 50   | 60   | 75   |
| 60               | 60   | 75   | 75   |
| 65               | 75   | 85   | 95   |
| 55               | 60   | 70   | 75   |
| 650              | 750  | 850  | 950  |
| 520              | 600  | 680  | 760  |
| 12               | 12   | 12   | 12   |
| 1200             | 1200 | 1200 | 1200 |
| 5.97             | 5.97 | 5.97 | 5.97 |
| 7200             | 7200 | 7200 | 7200 |
| 2                | 2    | 2    | 2    |
| 1200             | 1200 | 1200 | 1200 |
| 1.82             |      |      |      |
| 70 × 140 × 137   |      |      |      |
| 2.7              |      |      |      |
| 70 × 140 × 172.5 |      |      |      |

# Midi-Contactors

## 3-pole contactors

### for motor control up to 45kW at 440V in category AC-3

Control circuit voltage : AC or DC

Connection by screw clamp terminals



GC12S



GC32S



GC63S



GC95S

| AC-3 operational power ratings<br>3-phase motors ( $\theta \leq 55^\circ\text{C}$ ) |             |      |      |      |      | Rated<br>operational<br>current at<br>AC-3 | Built-in<br>auxiliary<br>contacts |    | Type  | Weight                                    |
|---|-------------|------|------|------|------|--|-----------------------------------|----|-------|---|
| 200<br>240V   | 380<br>400V | 415V | 440V | 500V | 690V |  | 440V                              | NO | NC    | Connection by<br>screw clamp<br>terminals |
| kW  | kW          | kW   | kW   | kW   | kW   | A  |                                   |    |       |   |
| 2.5   | 4           | 4    | 4    | 4    | 4    | 9  | 1                                 | 0* | GC9S  | 0.26                                      |
| 3.5   | 5.5         | 5.5  | 5.5  | 7.5  | 7.5  | 12   | 1                                 | 0* | GC12S | 0.26                                      |
| 4.5   | 7.5         | 7.5  | 7.5  | 7.5  | 7.5  | 18   | 1                                 | 1  | GC18S | 0.45                                      |
| 5.5   | 11          | 11   | 11   | 15   | 15   | 25   | 1                                 | 1  | GC25S | 0.45                                      |
| 11  | 18.5        | 18.5 | 18.5 | 22   | 22   | 32   | 1                                 | 1  | GC32S | 0.45                                      |
| 7.5   | 15          | 15   | 15   | 18.5 | 18.5 | 35   | 2                                 | 2  | GC35S | 0.94                                      |
| 11  | 18.5        | 18.5 | 18.5 | 22   | 22   | 40   | 2                                 | 2  | GC40S | 0.94                                      |
| 15  | 22          | 22   | 22   | 30   | 30   | 50   | 2                                 | 2  | GC50S | 0.94                                      |
| 15  | 25          | 25   | 25   | 30   | 30   | 63   | 2                                 | 2  | GC63S | 0.94                                      |
| 18.5  | 30          | 30   | 30   | 33   | 33   | 65   | 2                                 | 2  | GC65S | 1.82                                      |
| 22  | 37          | 37   | 37   | 37   | 37   | 75   | 2                                 | 2  | GC75S | 1.82                                      |
| 25  | 45          | 45   | 45   | 45   | 45   | 85   | 2                                 | 2  | GC85S | 1.82                                      |
| 25  | 45          | 45   | 45   | 50   | 45   | 95   | 2                                 | 2  | GC95S | 1.82                                      |

#### Accessories

Auxiliary contact blocks and modules: see pages B-1-13 to B-1-17.

#### Mounting

Clip-on mounting on 35 mm  $\square$  rail or screw fixing.

GC65 to GC95 types are mountable on 70mm DIN rail.

#### Standard control circuit voltage, Coil voltage

- AC circuit 50/60Hz  
50Hz : 24, 32, 36, 42, 48, 80, 100, 110, 220, 230, 240, 380, 400, 415, 440, 500, 550V  
60Hz : 24, 48, 100, 110, 120, 200, 208, 220, 230, 240, 277, 380, 440, 480, 600V  
50/60Hz : 24, 48, 100, 110, 120, 200, 220, 230, 240, 380, 415, 440, 500, 550V

- DC circuit  
12, 20, 24, 48, 60, 80, 100, 110, 125, 200, 220, 250V

Overloads to suit contactors are on page B-2-2.

\* 1NC version is also available



# Midi-Contactors

## 3-pole contactors

### for control in utilization category AC-1, 25 to 140 A

Control circuit voltage : AC or DC

Connection by screw clamp terminals



GC12S



GC32S



GC63S



GC95S

| AC-1 Non inductive loads<br>maximum current ( $\theta \leq 55^\circ\text{C}$ ) | Number<br>of poles | Built-in<br>auxiliary<br>contacts |    | Type                                      | Weight              |
|--|--------------------|-----------------------------------|----|---|---------------------|
|  |                    | NO                                | NC | Connection by<br>screw clamp<br>terminals | AC<br>control<br>kg |
| AC-1 (A)   | NO                 | NO                                | NC |   |                     |
| 25   | 3                  | 1                                 | 0* | GC9S                                      | 0.26                |
| 25   | 3                  | 1                                 | 0* | GC12S                                     | 0.26                |
| 40   | 3                  | 1                                 | 1  | GC18S                                     | 0.45                |
| 40   | 3                  | 1                                 | 1  | GC25S                                     | 0.45                |
| 50   | 3                  | 1                                 | 1  | GC32S                                     | 0.45                |
| 55   | 3                  | 2                                 | 2  | GC35S                                     | 0.94                |
| 60   | 3                  | 2                                 | 2  | GC40S                                     | 0.94                |
| 70   | 3                  | 2                                 | 2  | GC50S                                     | 0.94                |
| 75   | 3                  | 2                                 | 2  | GC63S                                     | 0.94                |
| 100  | 3                  | 2                                 | 2  | GC65S                                     | 1.82                |
| 110  | 3                  | 2                                 | 2  | GC75S                                     | 1.82                |
| 135  | 3                  | 2                                 | 2  | GC85S                                     | 1.82                |
| 140  | 3                  | 2                                 | 2  | GC95S                                     | 1.82                |

#### Accessories

Auxiliary contact blocks and modules: see pages B-1-13 to B-1-17.

#### Mounting

Clip-on mounting on 35 mm  $\square$  rail or screw fixing.

GC65 to GC95 types are mountable on 70mm DIN rail.

#### Standard control circuit voltage, Coil voltage

##### • AC circuit 50/60Hz

50Hz : 24, 32, 36, 42, 48, 80, 100, 110, 220, 230, 240, 380, 400, 415, 440, 500, 550V

60Hz : 24, 48, 100, 110, 120, 200, 208, 220, 230, 240, 277, 380, 440, 480, 600V

50/60Hz : 24, 48, 100, 110, 120, 200, 220, 230, 240, 380, 415, 440, 500, 550V

##### • DC circuit

12, 20, 24, 48, 60, 80, 100, 110, 125, 200, 220, 250V

Overloads to suit contactors are on page B-2-2.

\* 1NC version is also available

# Midi-Contactors

## 3-pole contactors for motor control up to 45kW at 440V in category AC-3

Control circuit voltage : AC or DC

Connection by lugs



GC63L



GC95L

| AC-3 operational power ratings<br>3-phase motors ( $\theta \leq 55^\circ\text{C}$ ) |             |      |      |      |      | Rated<br>operational<br>current at<br>AC-3 | Built-in<br>auxiliary<br>contacts |    | Type  | Weight                             |
|---|-------------|------|------|------|------|--|-----------------------------------|----|-------|------------------------------------|
| 200<br>240V   | 380<br>400V | 415V | 440V | 500V | 690V |  | 440V                              | NO | NC    | Connection by<br>lugs<br>terminals |
| kW  | kW          | kW   | kW   | kW   | kW   | A  |                                   |    |       |                                    |
| 7.5   | 15          | 15   | 15   | 18.5 | 18.5 | 35   | 2                                 | 2  | GC35L | 0.94                               |
| 11  | 18.5        | 18.5 | 18.5 | 22   | 22   | 40   | 2                                 | 2  | GC40L | 0.94                               |
| 15  | 22          | 22   | 22   | 30   | 30   | 50   | 2                                 | 2  | GC50L | 0.94                               |
| 15  | 25          | 25   | 25   | 30   | 30   | 63   | 2                                 | 2  | GC63L | 0.94                               |
| 18.5  | 30          | 30   | 30   | 33   | 33   | 65   | 2                                 | 2  | GC65L | 1.82                               |
| 22  | 37          | 37   | 37   | 37   | 37   | 75   | 2                                 | 2  | GC75L | 1.82                               |
| 25  | 45          | 45   | 45   | 45   | 45   | 85   | 2                                 | 2  | GC85L | 1.82                               |
| 25  | 45          | 45   | 45   | 50   | 45   | 95   | 2                                 | 2  | GC95L | 1.82                               |

### Accessories

Auxiliary contact blocks and modules: see pages B-1-13 to B-1-17.

### Mounting

Clip-on mounting on 35 mm  $\square$  rail or screw fixing.  
GC65 to GC95 types are mountable on 70mm DIN rail.

### Standard control circuit voltage, Coil voltage

- AC circuit 50/60Hz  
50Hz : 24, 32, 36, 42, 48, 80, 100, 110, 220, 230, 240, 380, 400, 415, 440, 500, 550V  
60Hz : 24, 48, 100, 110, 120, 200, 208, 220, 230, 240, 277, 380, 440, 480, 600V  
50/60Hz : 24, 48, 100, 110, 120, 200, 220, 230, 240, 380, 415, 440, 500, 550V
- DC circuit  
12, 20, 24, 48, 60, 80, 100, 110, 125, 200, 220, 250V

Overloads to suit contactors are on page B-2-2.

# Midi-Contactors

## 3-pole contactors for control in utilization category AC-1, 25 to 140 A

Control circuit voltage : AC or DC

Connection by lugs



GC63L



GC95L

| AC-1 Non inductive loads<br>maximum current ( $\theta \leq 55^\circ\text{C}$ ) | Number<br>of poles | Built-in<br>auxiliary<br>contacts |    | Type                               | Weight              |
|--|--------------------|-----------------------------------|----|------------------------------------|---------------------|
|  |                    | NC                                | NO | Connection by<br>lugs<br>terminals | AC<br>control<br>kg |
| AC-1 (A)   | NO                 | NC                                | NO |                                    |                     |
| 55   | 3                  | 2                                 | 2  | GC35L                              | 0.94                |
| 60   | 3                  | 2                                 | 2  | GC40L                              | 0.94                |
| 70   | 3                  | 2                                 | 2  | GC50L                              | 0.94                |
| 75   | 3                  | 2                                 | 2  | GC63L                              | 0.94                |
| 100  | 3                  | 2                                 | 2  | GC65L                              | 1.82                |
| 110  | 3                  | 2                                 | 2  | GC75L                              | 1.82                |
| 135  | 3                  | 2                                 | 2  | GC85L                              | 1.82                |
| 140  | 3                  | 2                                 | 2  | GC95L                              | 1.82                |

### Accessories

Auxiliary contact blocks and modules: see pages B-1-13 to B-1-17.

### Mounting

Clip-on mounting on 35 mm rail or screw fixing.  
GC65 to GC95 types are mountable on 70mm DIN rail.

### Standard control circuit voltage, Coil voltage

- AC circuit 50/60Hz
  - 50Hz : 24, 32, 36, 42, 48, 80, 100, 110, 220, 230, 240, 380, 400, 415, 440, 500, 550V
  - 60Hz : 24, 48, 100, 110, 120, 200, 208, 220, 230, 240, 277, 380, 440, 480, 600V
  - 50/60Hz : 24, 48, 100, 110, 120, 200, 220, 230, 240, 380, 415, 440, 500, 550V
- DC circuit
  - 12, 20, 24, 48, 60, 80, 100, 110, 125, 200, 220, 250V

Overloads to suit contactors are on page B-2-2.

## Control circuit characteristics

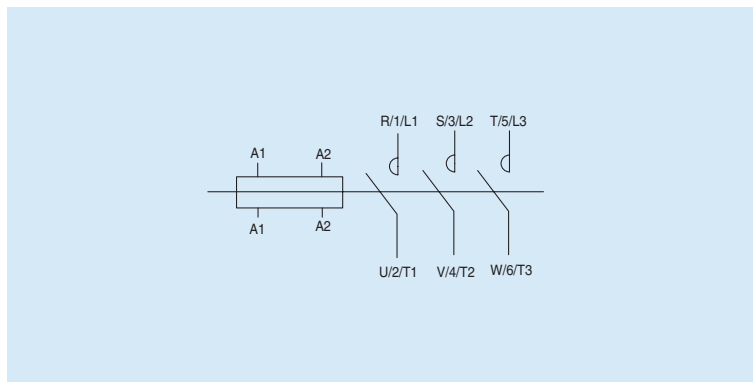


| Type                               | 32AF   | 63AF                         | 95AF                         |
|------------------------------------|--|------------------------------|------------------------------|
| Contactor types                    | GC9<br>GC12<br>GC18<br>GC25<br>GC32  | GC35<br>GC40<br>GC50<br>GC63 | GC65<br>GC75<br>GC85<br>GC95 |
| AC control circuit characteristics |  |                              |                              |
| Rated control circuit voltage [Uc] | 24, 32, 36, 42, 48, 80, 100, 110, 220, 230, 240, 380, 400, 415, 440, 500, 550V |                              |                              |
| 50Hz [V]                           | 24, 48, 100, 110, 120, 200, 208, 220, 230, 240, 277, 380, 440, 480, 600V       |                              |                              |
| 60Hz [V]                           | 24, 48, 100, 110, 120, 200, 220, 230, 240, 380, 415, 440, 500, 550V            |                              |                              |
| 50/60Hz [V]                        |  |                              |                              |
| Control voltage limits             |  |                              |                              |
| Operational                        | 0.85 ... 1.1 Uc on 50 Hz   |                              |                              |
|                                    | 0.85 ... 1.1 Uc on 60 Hz   |                              |                              |
| Drop-out                           | 0.3 ... 0.6 Uc   |                              |                              |
| Coil consumption at 20°C           |  |                              |                              |
| Inrush [VA]                        | 80   | 120                          | 220                          |
| Holding [VA]                       | 9  | 11                           | 16                           |
| Heat dissipation [W]               | 2.2  | 2.2                          | 5.1                          |
| Operating time                     |  |                              |                              |
| Closing [ms]                       | 12 ... 22  | 12 ... 22                    | 15 ... 30                    |
| Opening [ms]                       | 4 ... 19   | 4 ... 19                     | 15 ... 30                    |
| DC control circuit characteristics |  |                              |                              |
| Rated control circuit voltage [Uc] | 12, 20, 24, 48, 60, 80, 100, 110, 125, 200, 220, 250                           |                              |                              |
| Control voltage limits             |  |                              |                              |
| Operational                        | 0.7 ... 1.1Uc  |                              |                              |
| Drop-out                           | 0.1 ... 0.3 Uc   |                              |                              |
| Coil consumption at 20°C           |  |                              |                              |
| Inrush [W]                         | 7  | 9                            | 18                           |
| Holding [W]                        | 7  | 9                            | 18                           |
| Time constant (L/R) [ms]           | 28   | 65                           | 75                           |
| Operating time                     |  |                              |                              |
| Closing [ms]                       | 12 ... 22  | 12 ... 22                    | 100 ... 120                  |
| Opening [ms]                       | 4 ... 19   | 4 ... 19                     | 10 ... 25                    |

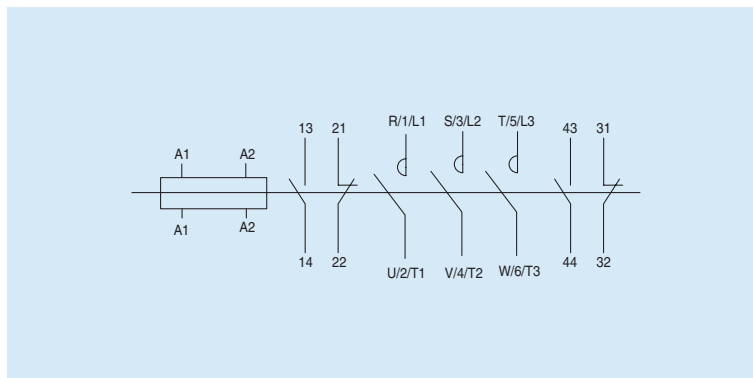
# Overall Dimensions

## Circuit diagram

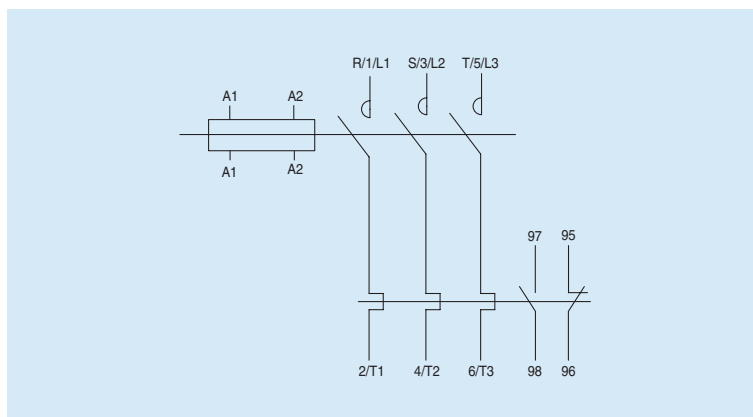
GC9~95



GC9~95 2N02NC



GC9~95



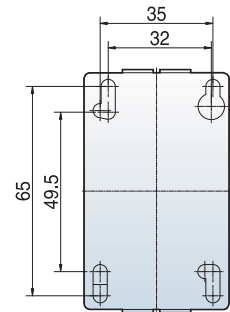
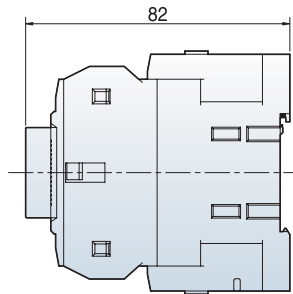
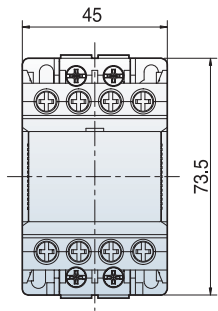


# Overall Dimensions

## Contactors

**GC-9~12 AC**

**1a or 1b**

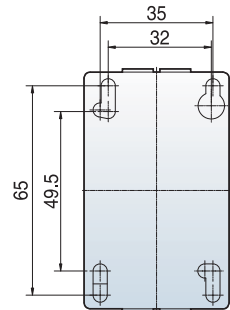
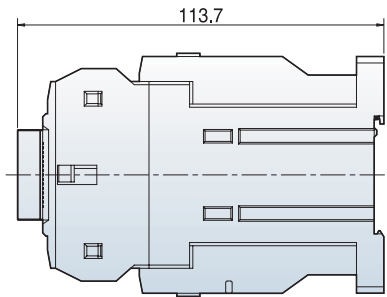
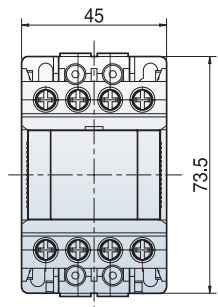


[mm]

0.262kg

**GC-9~12 DC**

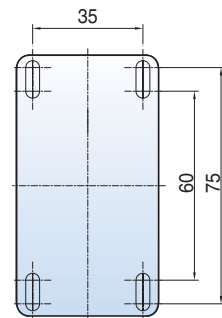
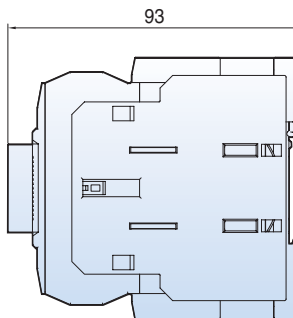
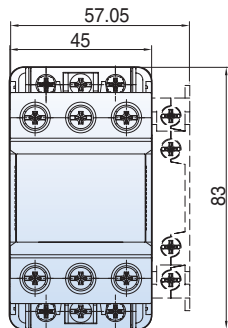
**1a or 1b**



0.468kg

**GC-18~32 AC**

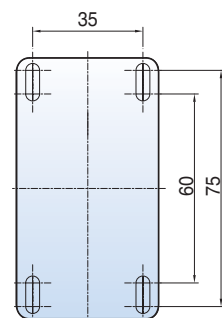
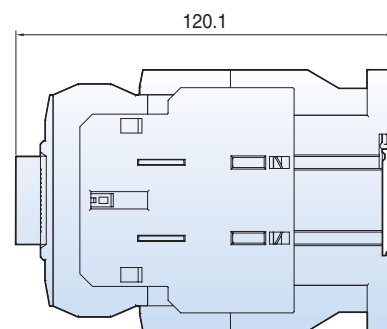
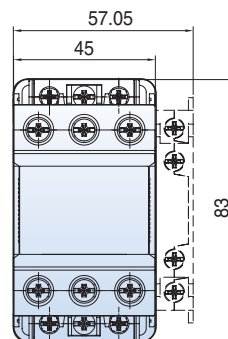
**1a1b**



0.549kg

**GC-18~32 DC**

**1a1b**



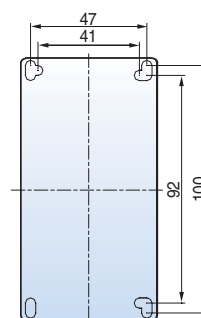
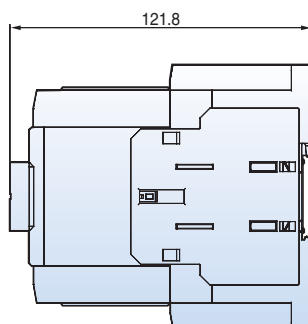
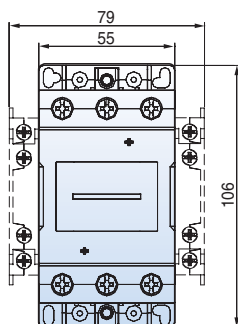
0.765kg

# Overall Dimensions

## Contactors

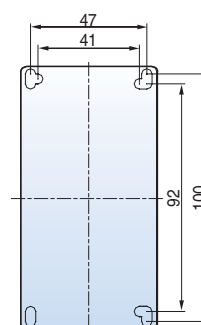
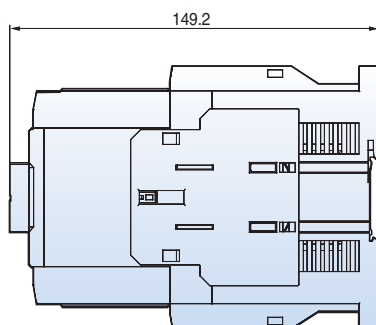
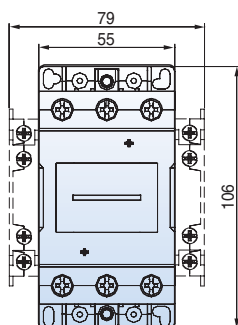
[mm]

**GC-35-63 AC**  
2a2b



1.045kg

**GC-35-63 DC**  
2a2b



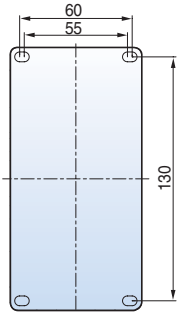
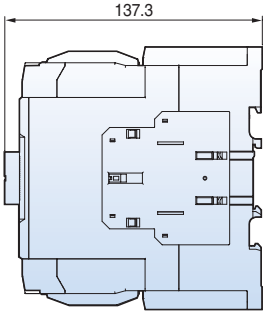
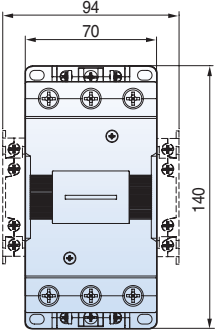
1.301kg

# Overall Dimensions

## Contactors

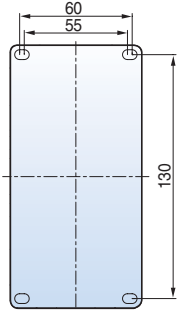
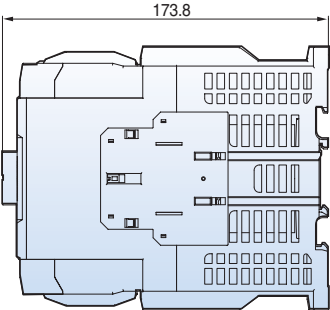
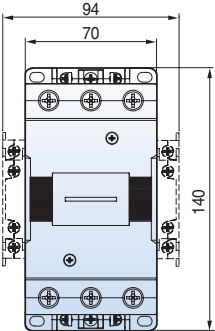
[mm]

**GC-65-95 AC**  
**2a2b**



1.925kg

**GC-65-95 DC**  
**2a2b**



2.805kg

# Overall Dimensions

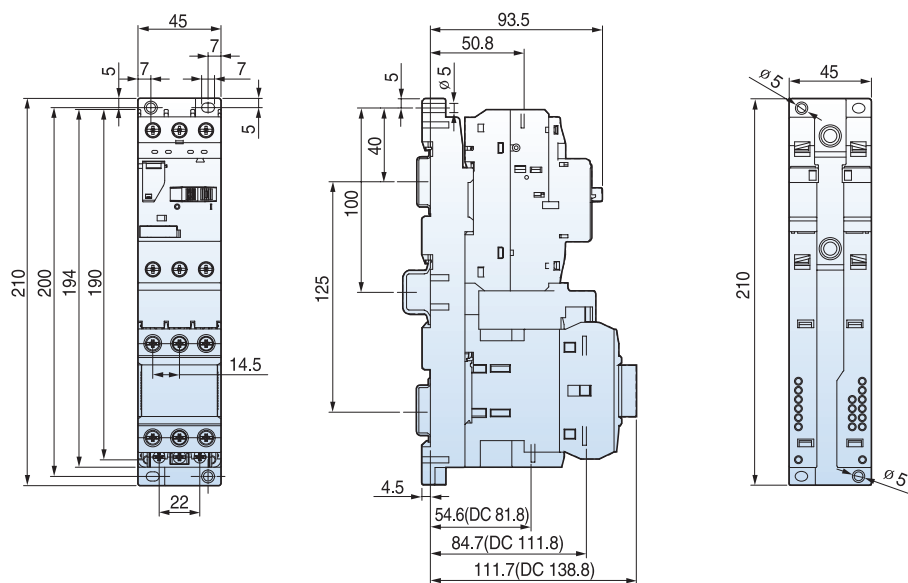
## Combination manual motor starters and contactors

[mm]

GMS-32S

+

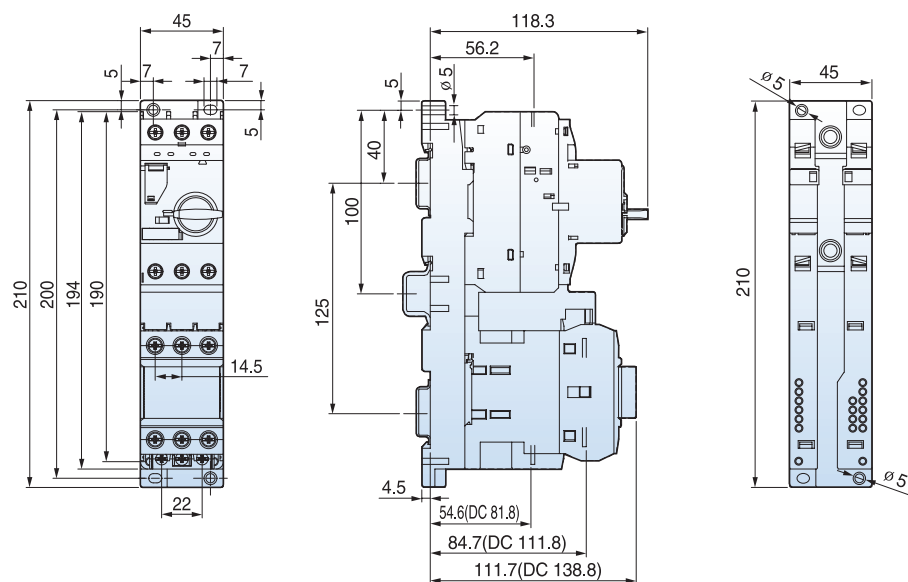
GC32AF



GMS-32H

+

GC32AF



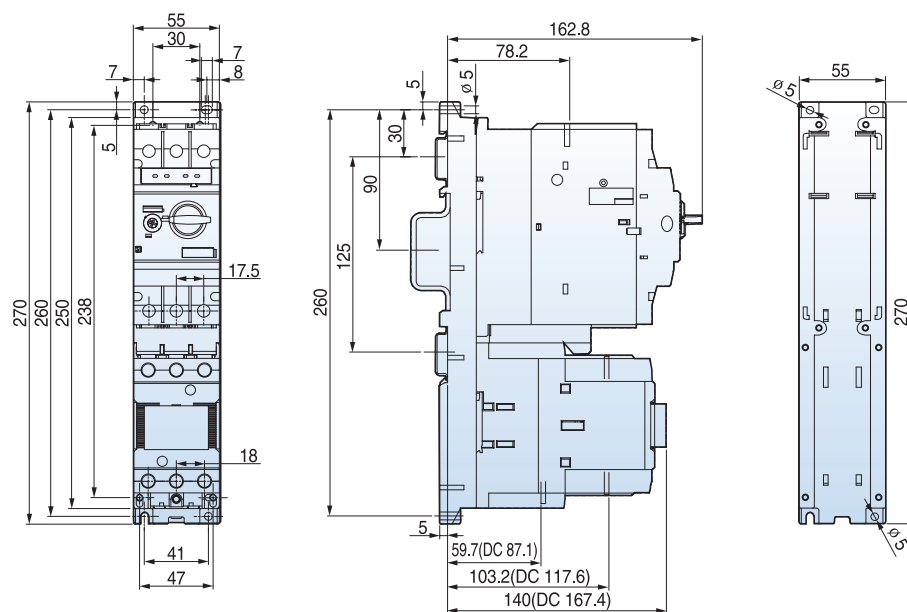


# Overall Dimensions

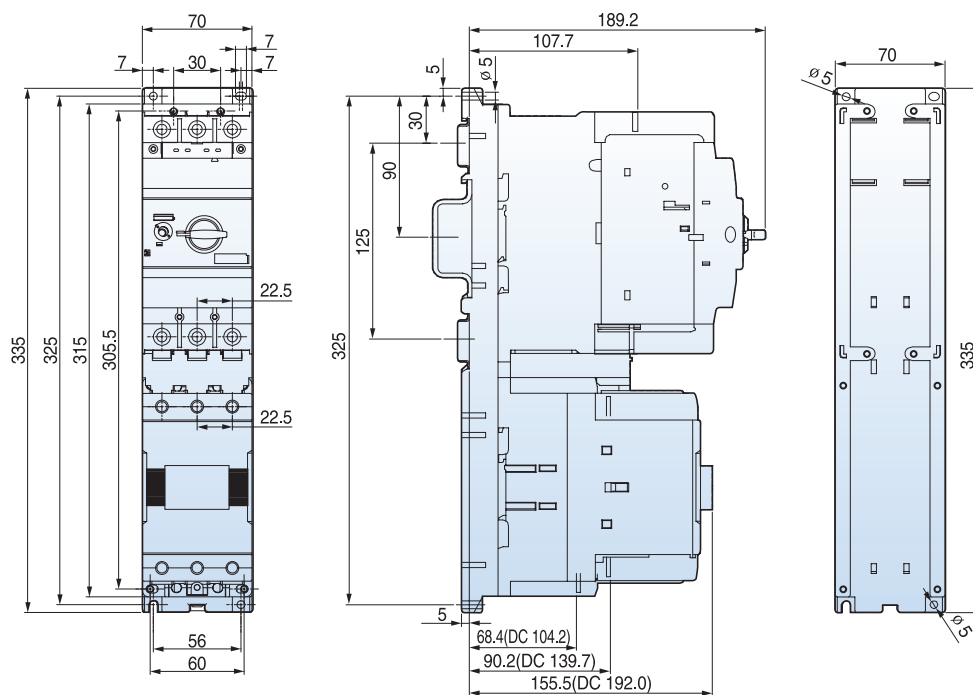
## Combination manual motor starters and contactors

[mm]

**GMS-63H**  
+  
**GC63AF**



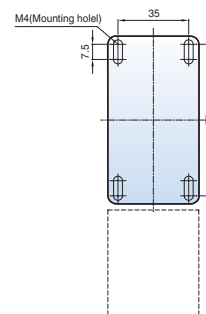
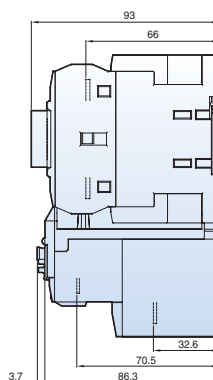
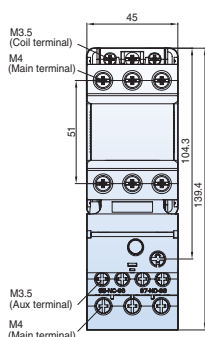
**GMS-100H**  
+  
**GC95AF**



# Overall Dimensions

## Motor starters (Screw type)

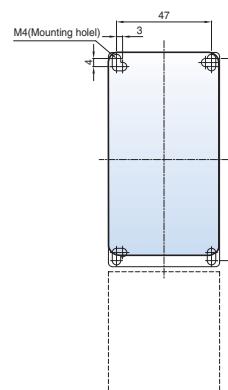
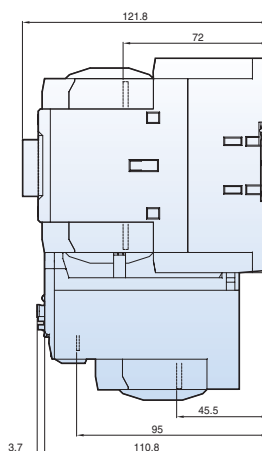
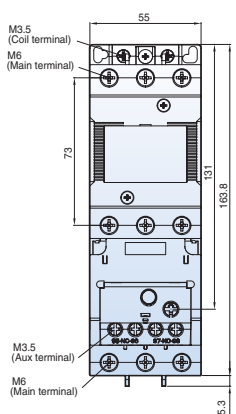
- GS18
- GS25
- GS32



[mm]

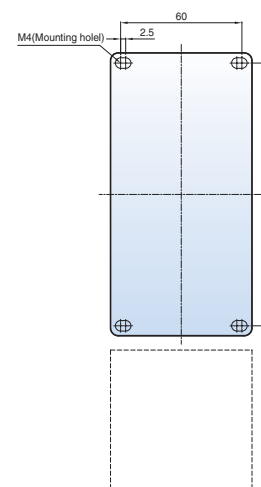
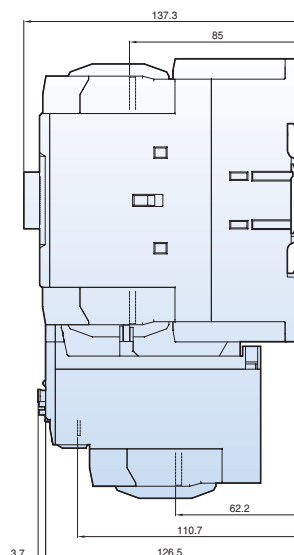
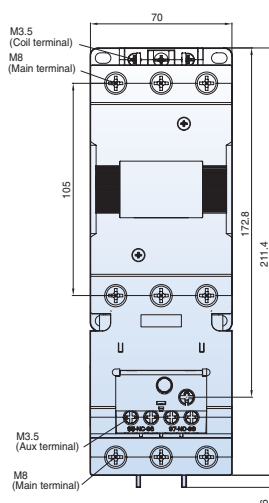
0.61kg

- GS35
- GS40
- GS50
- GS63



1.14kg

- GS-65
- GS-75
- GS-85
- GS-95



2.19kg

# Overall Dimensions

## Motor starters (Lug type)

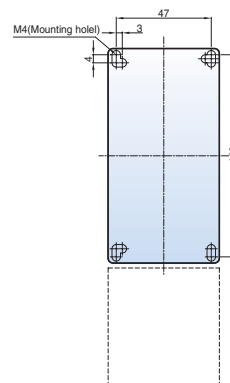
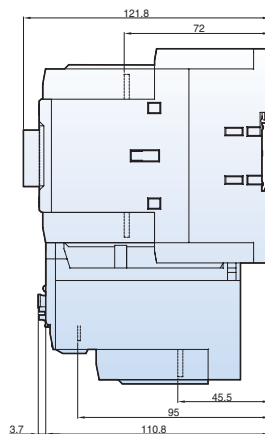
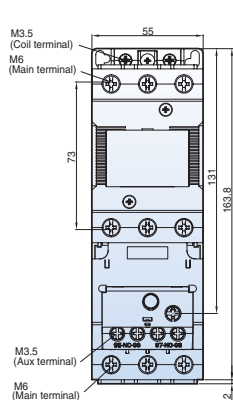
[mm]

GS35L

GS40L

GS50L

GS63L



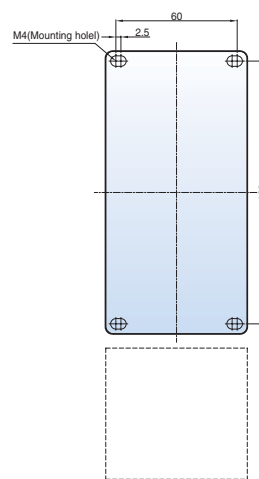
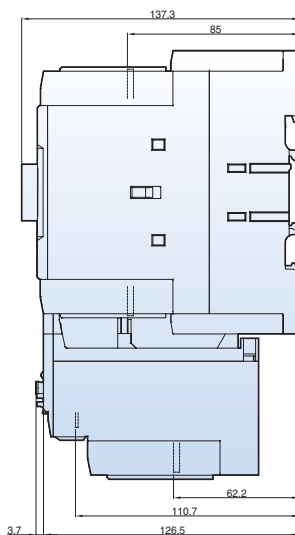
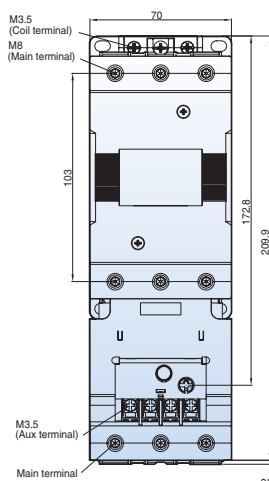
1.14kg

GS65L

GS75L

GS85L

GS95L



2.19kg