



# TAOGLAS®



# Datasheet

## GPS & BeiDou Stacked Patch Multi-Band Antenna

**Part No:**  
GPVBSF.25.8.A

### Description:

GPS L1 / L5 & BeiDou B1 Single Feed Stacked Patch Antenna

### Features:

Single Feed Stacked Patch Assembly

Covering Bands

- GPS L1 & L5
- BeiDou B1

Low Axial Ratio

Pin Mount

Dimensions: 25\*25\*8.12mm

RoHS & REACH Compliant

1. Introduction	3
2. Specifications	4
3. Antenna Characteristics	5
4. Radiation Patterns	8
5. Mechanical Drawing	12
6. Footprint	13
7. Packaging	14
<hr/>	
Changelog	15

Taoglas makes no warranties based on the accuracy or completeness of the contents of this document and reserves the right to make changes to specifications and product descriptions at any time without notice. Taoglas reserves all rights to this document and the information contained herein. Reproduction, use or disclosure to third parties without express permission is strictly prohibited.



# 1. Introduction



The GPVBSF.25.8.A, with Taoglas Sure Technology, is a multi-band GPS, BeiDou/Compass and IRNSS, high-performance directional antenna for high precision GPS and BeiDou accuracy and fast positioning. It utilizes a 25\*25\*8mm advanced wide-band dual stacked ceramic patch antenna with optimized gain for GPS L1/L5, Galileo and BeiDou bands.

Typical Applications Include:

- RTK
- Navigation
- Wearables
- Security
- Transportation
- Autonomous Vehicles
- Agriculture

The GPVBSF.25.8.A has been tuned and tested on a 70 x 70 mm ground plane and exhibits excellent radiation patterns.

Patch antennas can be specifically tuned to customer-specific device environments, subject to NRE and MOQ. Contact your regional Taoglas customer support team to request these services or additional support to integrate and test this antenna's performance in your device.

## 2. Specifications

GNSS Frequency Bands Covered							
GPS/QZSS	L1	L2	L5	L6			
	1575.42MHz	1227.6MHz	1176.45MHz	1278.75MHz			
	■	□	■	□			
GLONASS	L5R	L3PT	L2PT	L1CR	L1PT		
	1176.45MHz	1201.5MHz	1246MHz	1575.42MHz	1602MHz		
	■	□	□	■	□		
Galileo	E5a	E5b	E4	E3	E6	E2	L1
	1176.45MHz	1201.5MHz	1215MHz	1256MHz	1278.75MHz	1561MHz	1575.42MHz
	■	□	□	□	□	■	■
BeiDou	B1	B2	B3				
	1561MHz	1207.14MHz	1268.52MHz				
	■	□	□				
Compass	E5B(B2)/ E6(B3)	E2(B1)					
	1268.56MHz	1561MHz					
	□	■					
SBAS	Omnistar	WAAS/EGN OS					
	1542.5MHz	1575.42MHz					
	□	■					

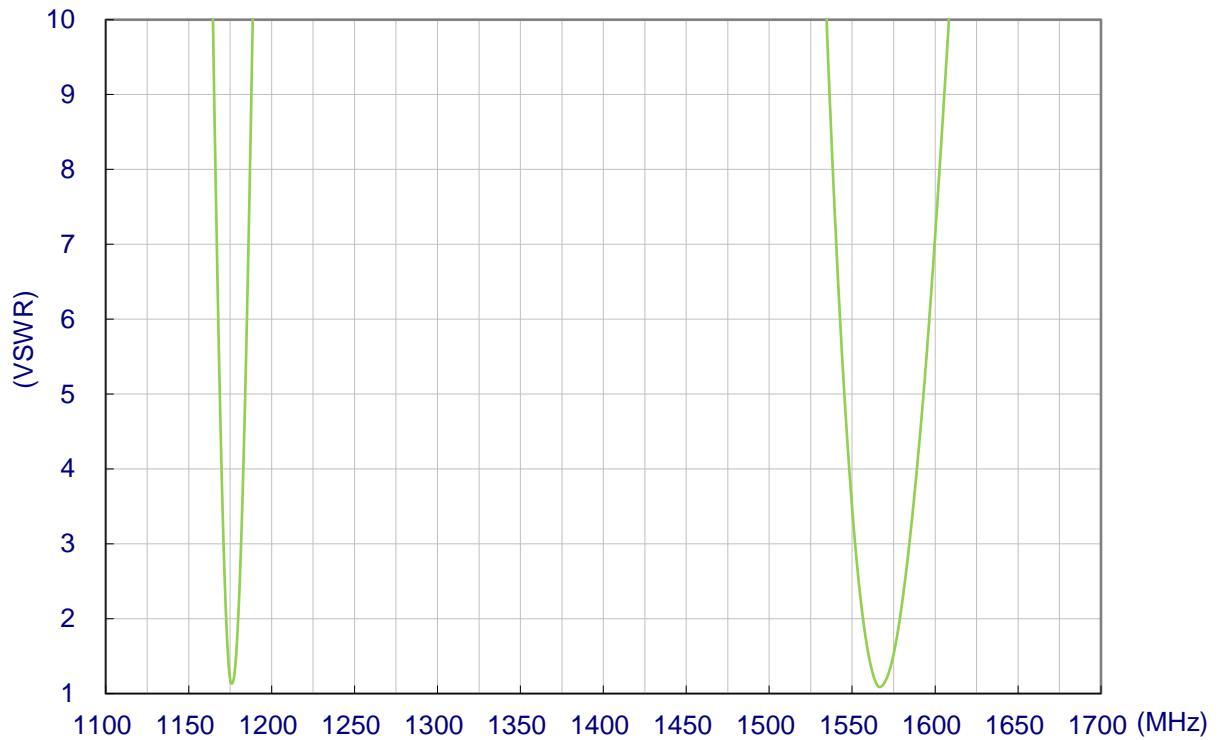
GNSS Electrical			
Frequency (MHz)	1176.45	1561	1575.42
VSWR (max.)	2:1	2:1	2:1
Efficiency (%)	60.8	63.9	59.6
Peak Gain(dBi)	2.5	3.4	3.1
Average Gain(dB)	-3	-2	-2.3
Polarization	R.H.C.P.		

Mechanical	
Planner Dimension	25*25*8mm
Ground Plane	70*70mm
Connection Type	Pin & Adhesive Mount

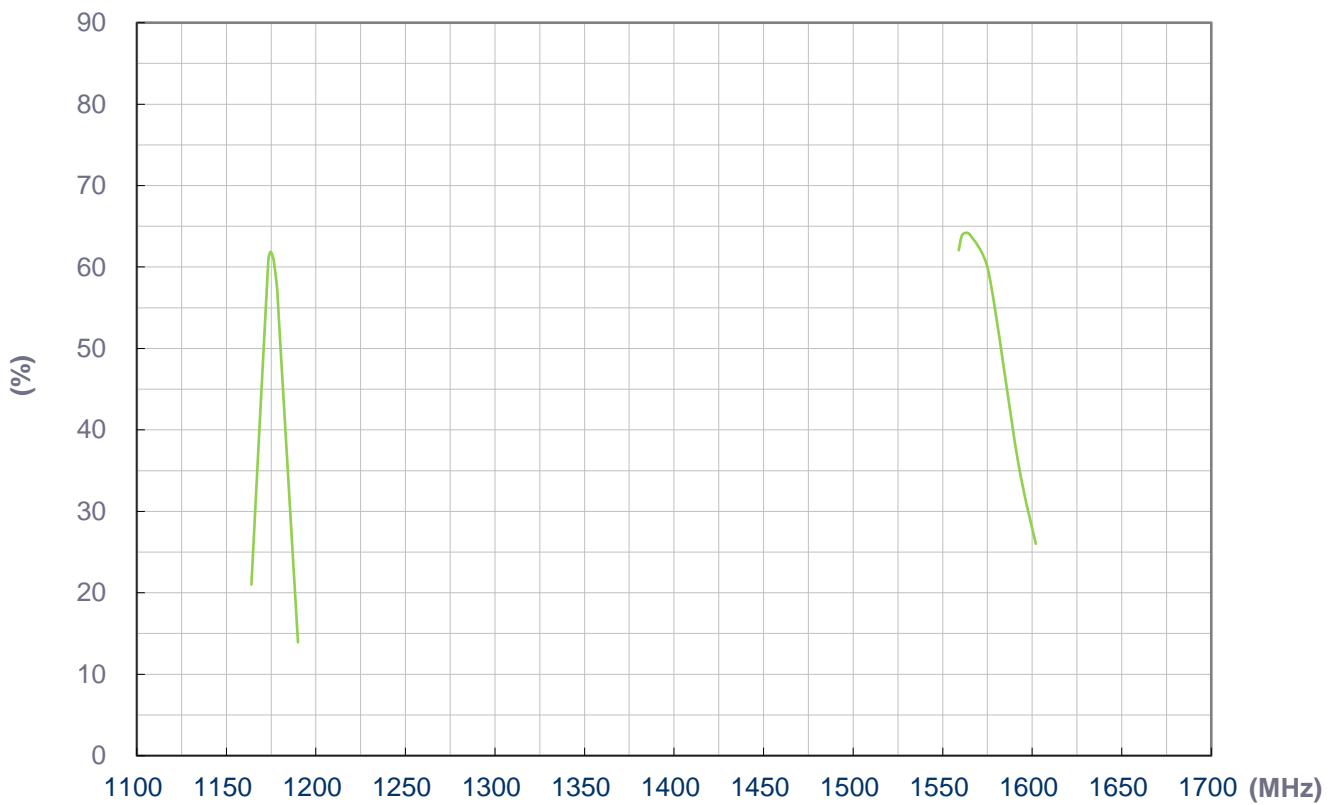
Environmental	
Temperature Range	-40°C to 85°C
Humidity	Non-condensing 65°C 95% RH

### 3. Antenna Characteristics

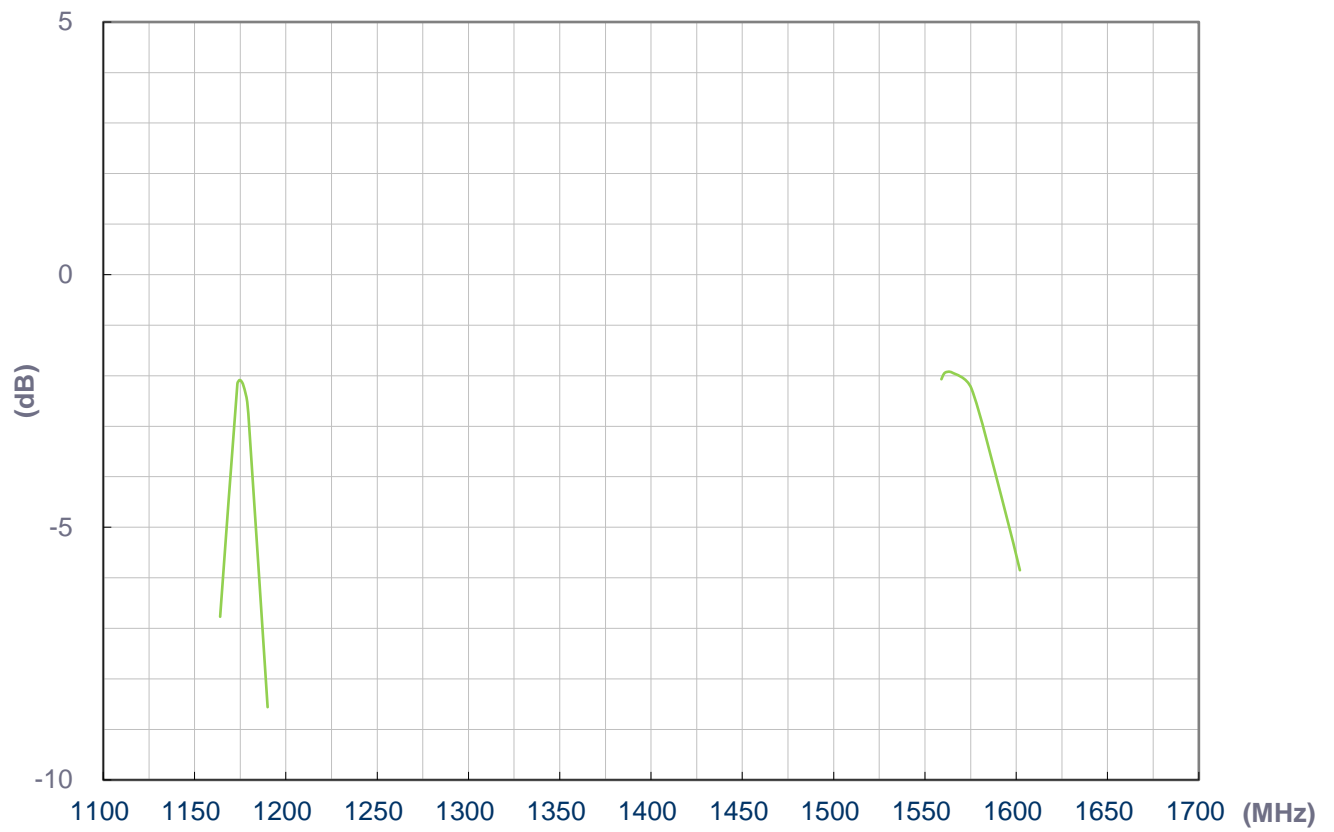
#### 3.1 VSWR



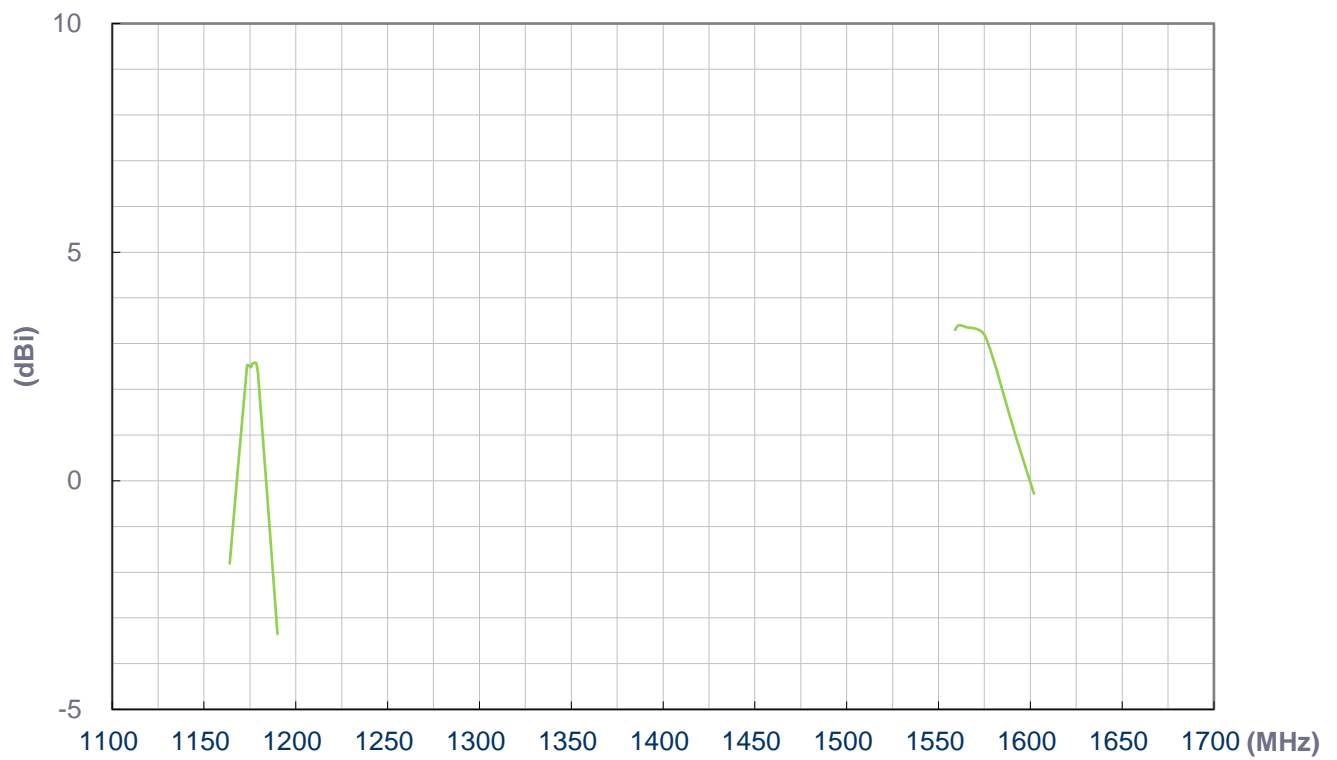
#### 3.2 Efficiency



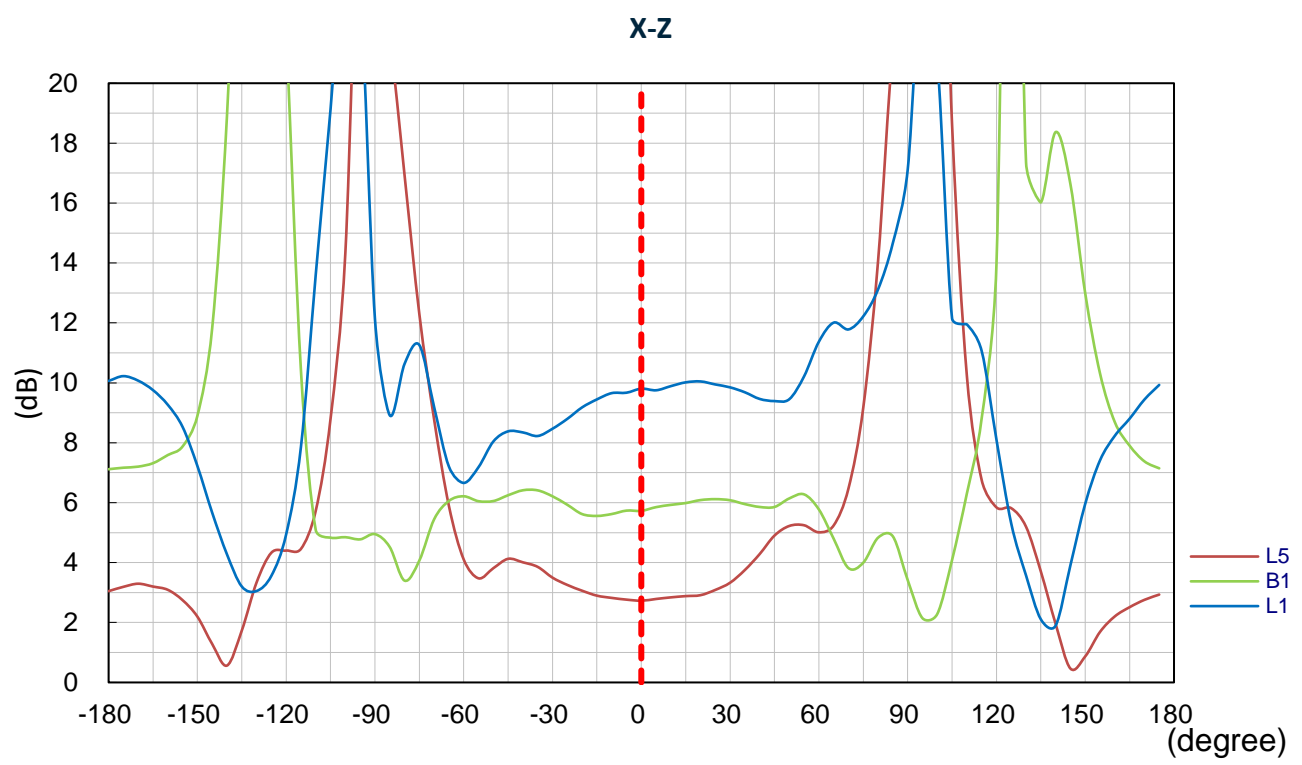
### 3.3 Average Gain



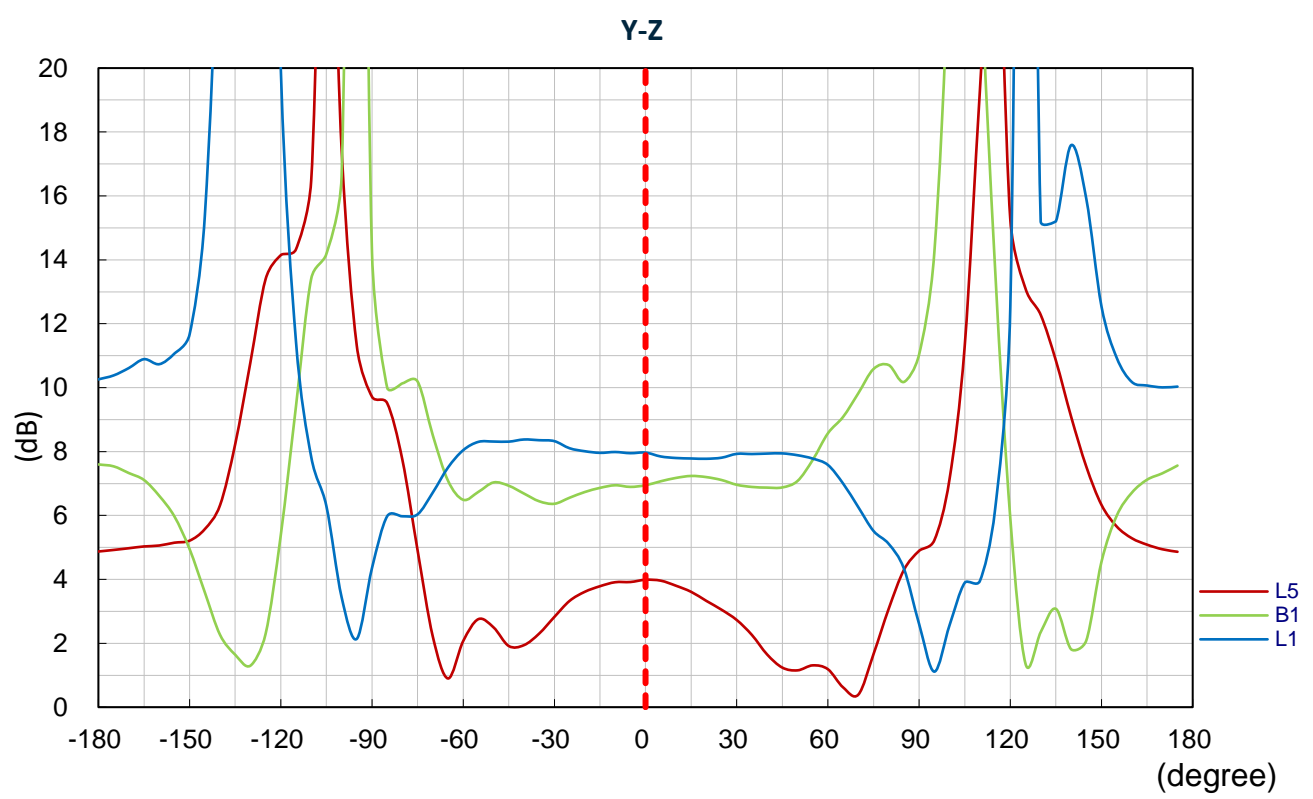
### 3.4 Peak Gain



### 3.5 Axial Ratio – X-Z




### 3.6 Axial Ratio – Y-Z



## 4. Radiation Patterns

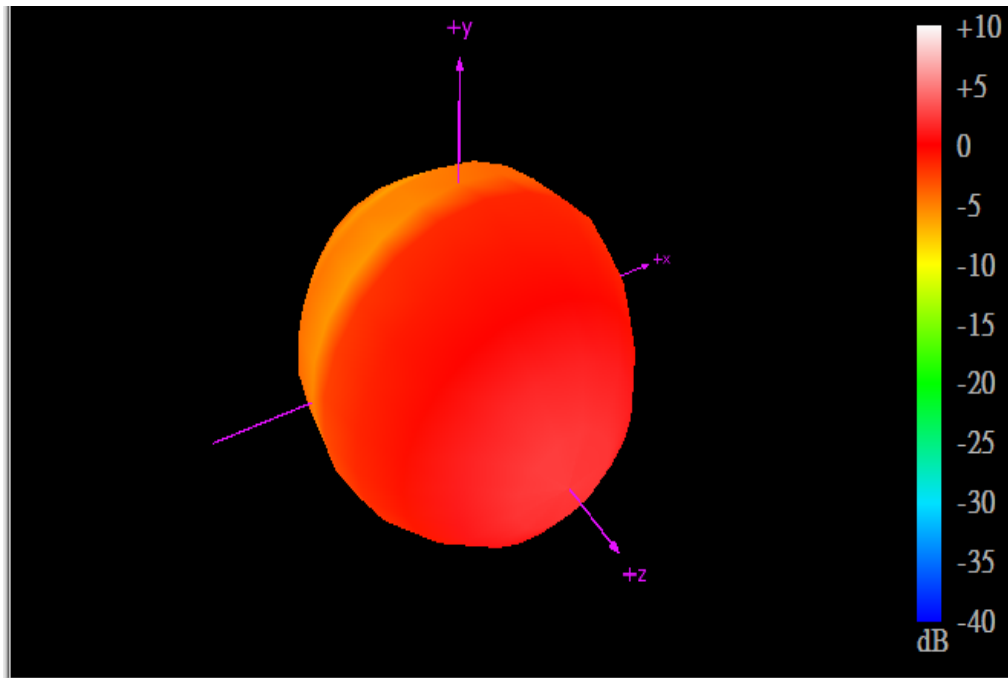
### 4.1 Test Setup



Tested on 70\*70mm Ground Plane Evaluation Board



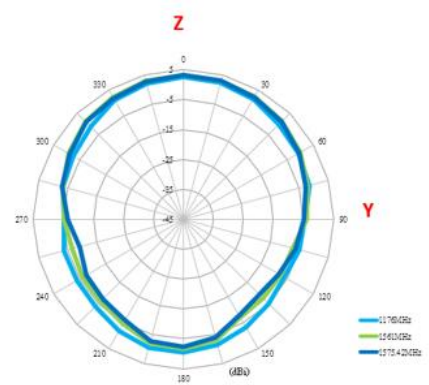
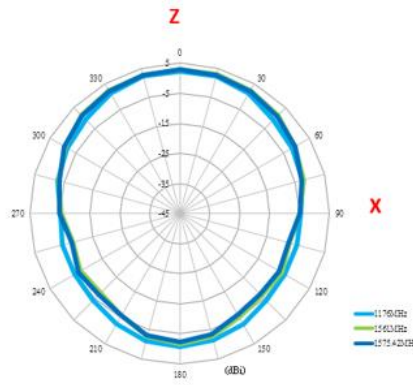
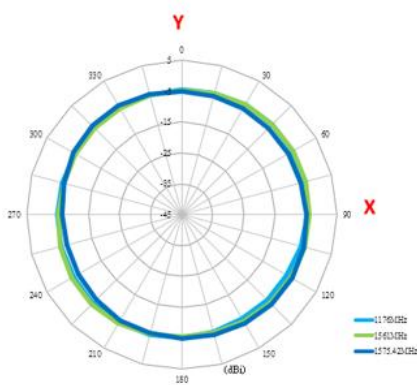
4.2 1176.45MHz - 2D & 3D Radiation Patterns



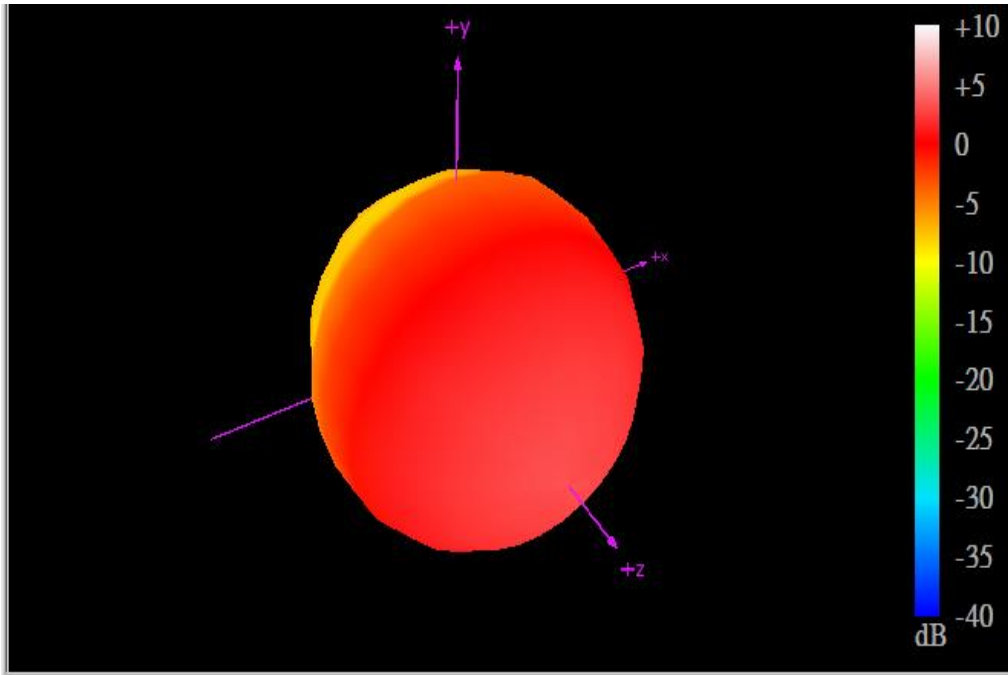
XY Plane

XZ Plane

YZ Plane



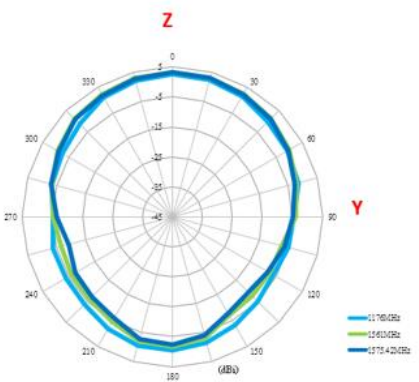
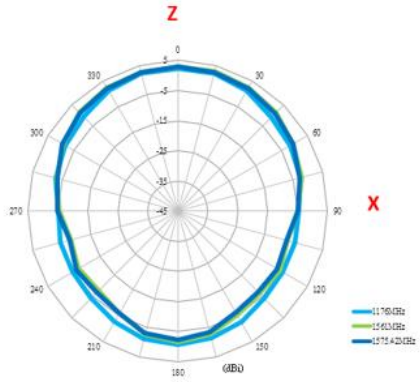
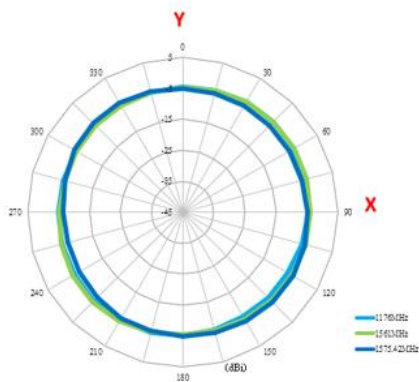
1561MHz



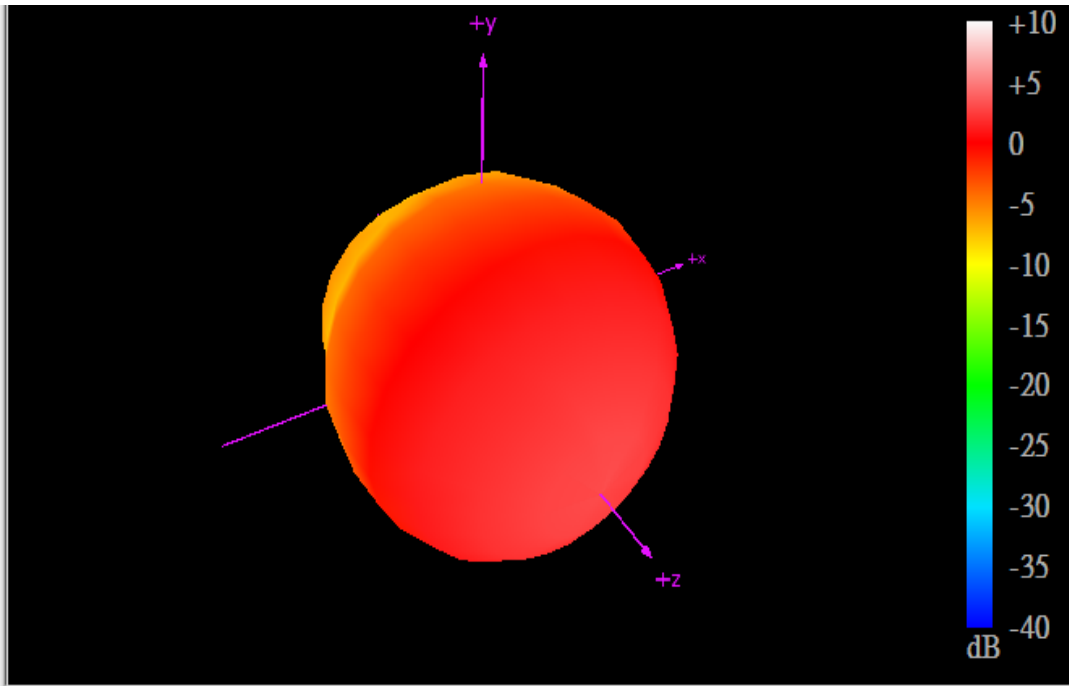
XY Plane

XZ Plane

YZ Plane



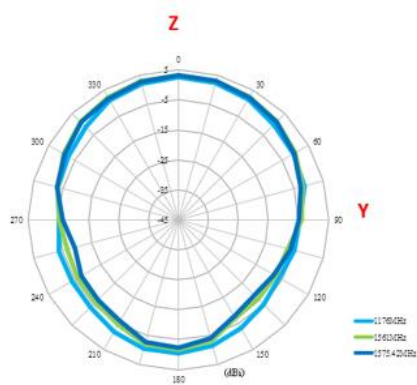
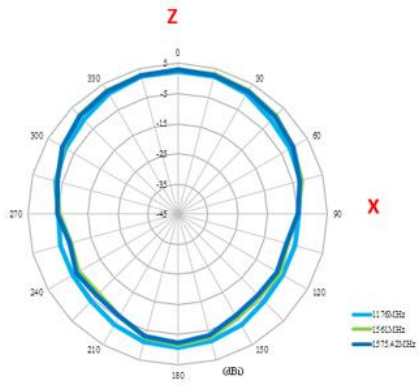
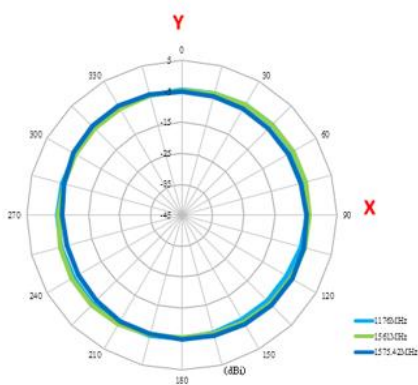
1575.42MHz



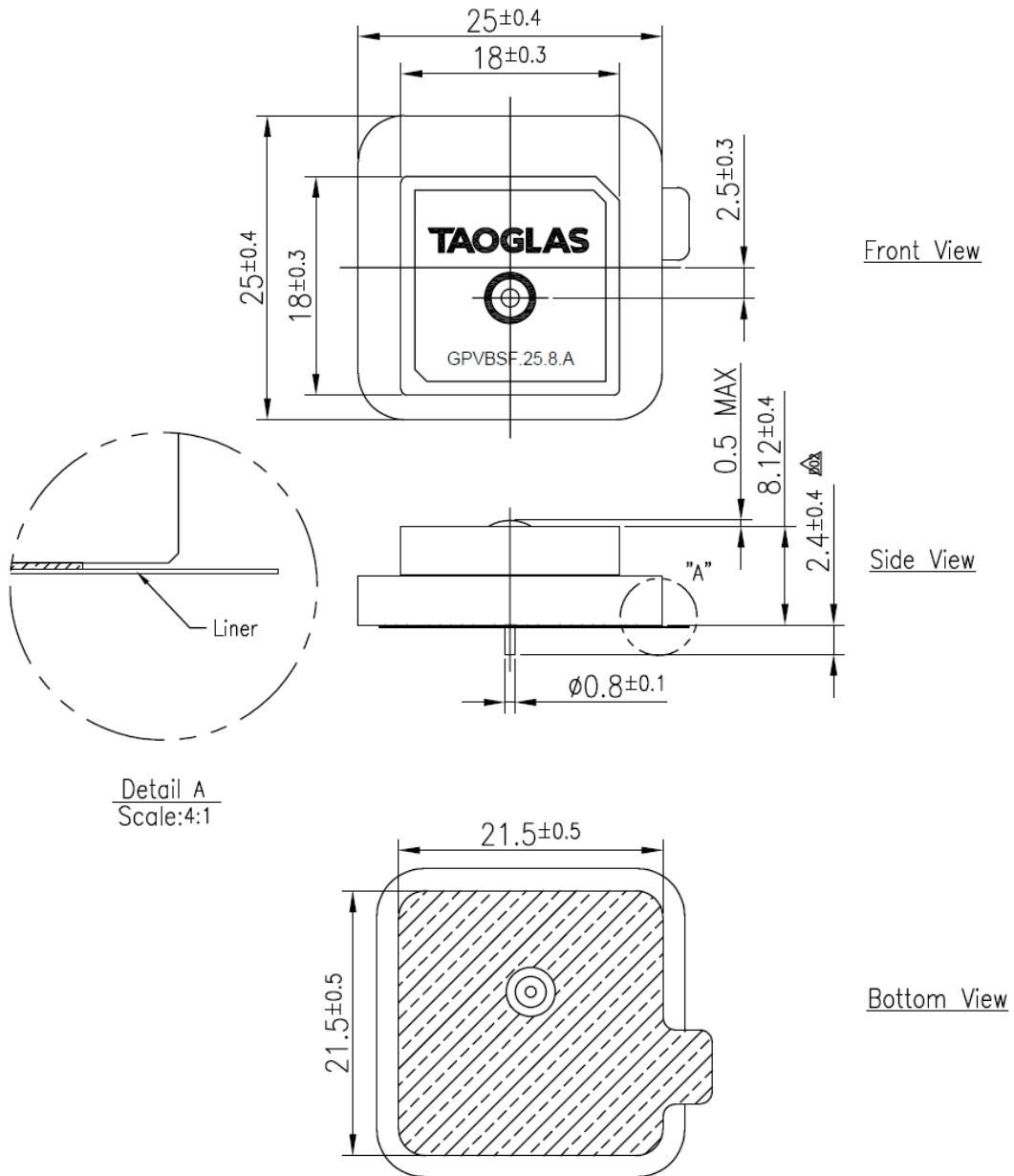
XY Plane

XZ Plane

YZ Plane



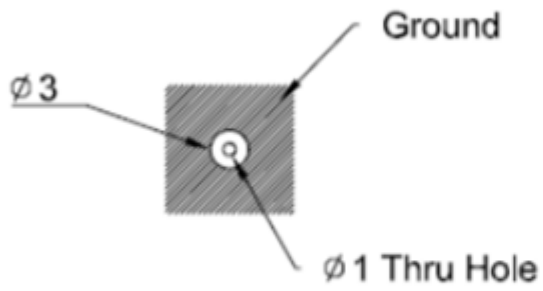
# 5. Mechanical Drawing (Units: mm)



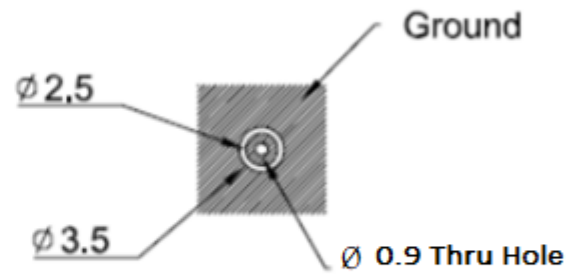
	Name	P/N	Material	Finish	QTY
1	Patch(18*18*4)	013ABCAW000000	Ceramic	Clear	1
2	Patch(25*25*4)	013ABCAW000000	Ceramic	Clear	1

## 6. Footprint

Top View



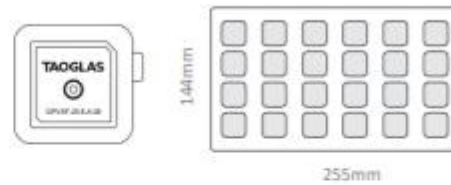
Bottom View



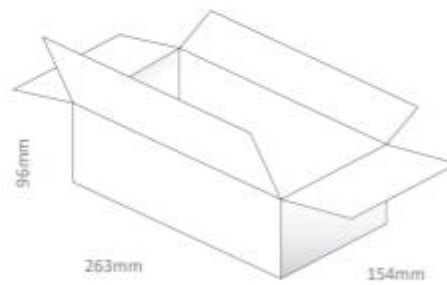
Tolerance: +/- 0,20  
Unit:mm

## 7. Packaging

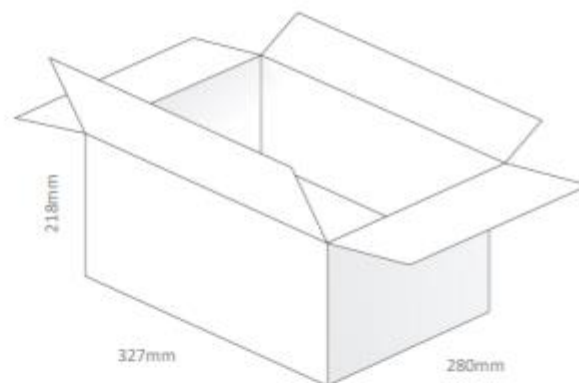
24pcs GPVBSF.25.8.A per Tray  
 Tray Dimensions: 255\*144\*8mm  
 Weight: 0.460Kg



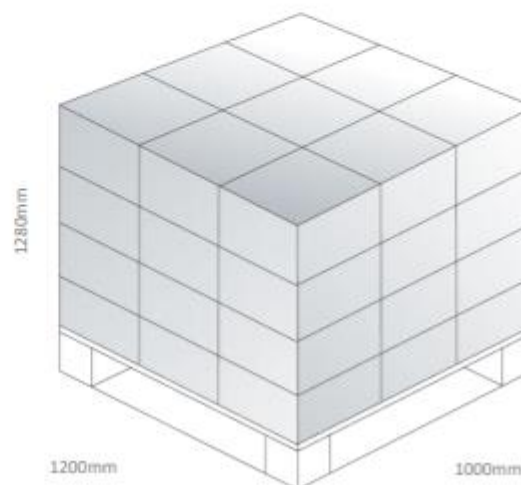
96pcs GPVBSF.25.8.A per Inner Carton  
 Dimensions: 263\*154\*96mm  
 Weight: 2Kg



384pcs GPVBSF.25.8.A per Large Carton  
 Dimensions: 327\*280\*218mm  
 Weight: 9Kg



Pallet Dimensions:  
 1200\*1000\*1280mm  
 36 Cartons Per Pallet  
 9 Cartons Per Layer, 4 Layers



Changelog for the datasheet

**SPE-19-8-139 – GPVBSF.25.8.A**

**Revision: C (Current Version)**

Date:	2022-06-17
Notes:	Updated some formatting issues.
Author:	Gary West

**Previous Revisions**

**Revision: B**

Date:	2021-06-19
Notes:	Updated Pin Length to 2.4mm Updated Drawing
Author:	Dan Cantwell

**Revision: A (Original First Release)**

Date:	2019-11-07
Notes:	Initial Release
Author:	Jack Conroy