

A black diamond-shaped graphic containing the GSI logo and product number. The diamond is filled with a pattern of small, glowing yellow dots, resembling a circuit board or a data grid.

GSI
GS82583ED36GK-625M

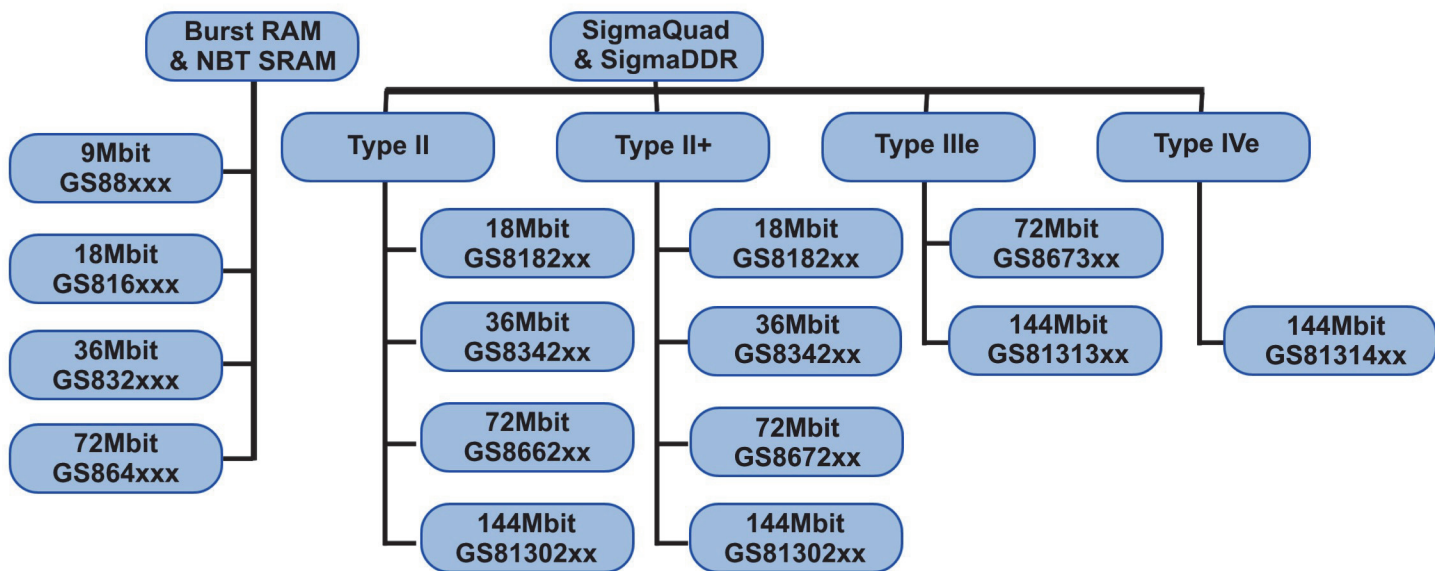
Military Temperature Memory

2018 Product Listing

GSI Technology 2017 Military Product Listing

GSI Technology invites you to consider our comprehensive offering of standard

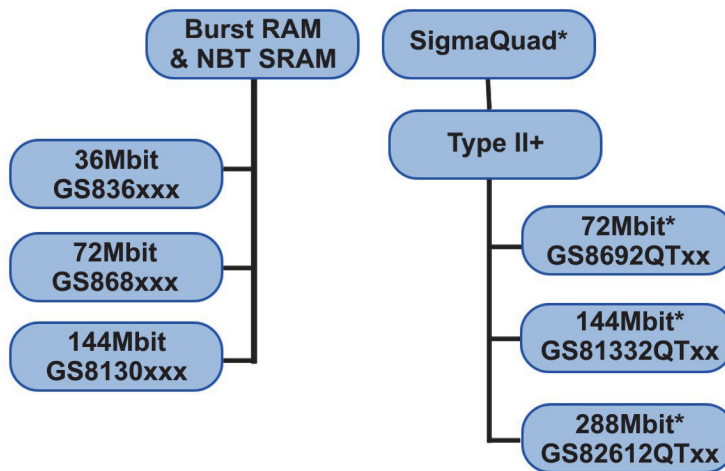
Military Temperature SRAMs:



or

Our innovative NEW line of Radiation-Hardened Military Temperature

SRAMs:

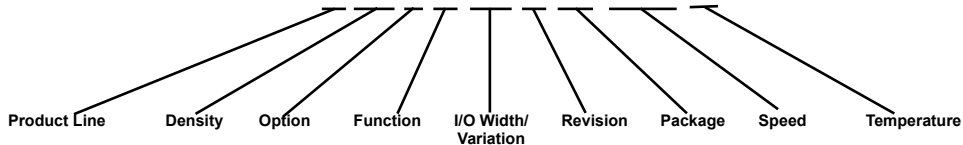


*Also available in Radiation-Tolerant parts.

GSI Military Temperature products are 100% tested to -55°C to 125°C . They are supported by a global team of design, applications and customer service experts.

GSI Military Temperature SRAMs can be identified by the “M” in the part number:

GS8662D38BD-450M



Radiation-Hardened and Radiation-Tolerant SRAMs

GSI Technology is excited to introduce several new high performance Radiation-Hardened and Radiation-Tolerant synchronous SRAMs.

Our Rad-Hard SRAMs are expected to serve as a critical element for advanced systems that leverage leading-edge FPGAs, ADCs, and DACs; but until now lacked the high density, high performance, and power efficiency that our outstanding memory products bring. The initial devices will be qualified to Class-Q and Class-V levels to meet the rigorous requirements of aerospace and defense customers.

For our satellite and defense customers that have been anxiously awaiting an alternative to current Rad-Hard memory solutions, our Rad-Hard SRAMs leverage our proven commercial technology and architecture with radiation-hardening, creating an efficient, high performance, leading-edge memory at the 40nm technology node.

GSI currently offers Rad-Hard products from the SigmaQuad-II+, Synchronous Burst, and NBT families.

For less robust applications, GSI also offers Radiation-Tolerant SigmaQuad-II+ SRAMs.

For more information regarding this exciting new technology, please contact GSI Technology at aerospace@gsitechnology.com.

Radiation-Hardened SRAM offerings

Rad-Hard SigmaQuad-II+™									
GSI P/N	Density	Config	Burst Length	Read Latency	ODT	Speed (MHz)	Voltage	165 BGA	
								CCGA (CE)	LGA (LE)
GS82612QT37yy-####* GS82612QT19yy-####a	288Mb	8M x 36 16M x 18	2	2.0	Weak/ Strong	350/250 (Military Temp)	V _{DD} —1.8 V V _{DDQ} —1.5 V/1.8 V	•	•
GS81332QT37yy-####a GS81332QT19yy-####a	144Mb	4M x 36 8M x 18	2	2.0	Weak/ Strong	350/250 (Military Temp)	V _{DD} —1.8 V V _{DDQ} —1.5 V/1.8 V	•	•
GS8692QT37yy-####a GS8692QT19yy-####a	72Mb	2M x 36 4M x 18	2	2.0	Weak/ Strong	350/250 (Military Temp)	V _{DD} —1.8 V V _{DDQ} —1.5 V/1.8 V	•	•

*Alpha character at the end of the part number denotes qualification nomenclature (S = Engineering Sample; V = Class-V; Q = Class-Q.)

Rad-Hard No Bus Turnaround						
GSI P/N	Density	Config	Speed (MHz)	Pipeline tKQ (ns)	Voltage	100 QFP
						QFP (CQ)
GS81302Z36yy-####a GS81302Z18yy-####a	144Mb	4M x 36 8M x 18	333/250 (Military Temp)	2.5	V _{DD} —2.5 V/3.3 V V _{DDQ} —2.5 V/3.3 V	•
GS8680Z36yy-####a GS8680Z18yy-####a	72Mb	2M x 36 4M x 18	333/250 (Military Temp)	2.5	V _{DD} —2.5 V/3.3 V V _{DDQ} —2.5 V/3.3 V	•
GS8360Z36yy-####a GS8360Z18yy-####a	36Mb	1M x 36 2M x 18	333/250 (Military Temp)	2.5	V _{DD} —2.5 V/3.3 V V _{DDQ} —2.5 V/3.3 V	•

*Alpha character at the end of the part number denotes qualification nomenclature (S = Engineering Sample; V = Class-V; Q = Class-Q.)

Radiation-Hardened and Radiation-Tolerant SRAMs

Rad-Hard Synchronous Burst						
GSI P/N	Density	Config	Speed (MHz)	Pipeline tKQ (ns)	Voltage	100 QFP
						QFP (CQ)
GS8130236yy-###a GS8130218yy-###a	144Mb	4M x 36 8M x 18	333/250 (Military Temp)	2.5	V _{DD} —2.5 V/3.3 V V _{DDQ} —2.5 V/3.3 V	•
GS868036yy-###a GS868018yy-###a	72Mb	2M x 36 4M x 18	333/250 (Military Temp)	2.5	V _{DD} —2.5 V/3.3 V V _{DDQ} —2.5 V/3.3 V	•
GS836036yy-###a GS836018yy-###a	36Mb	1M x 36 2M x 18	333/250 (Military Temp)	2.5	V _{DD} —2.5 V/3.3 V V _{DDQ} —2.5 V/3.3 V	•

*Alpha character at the end of the part number denotes qualification nomenclature (S = Engineering Sample; V = Class-V; Q = Class-Q.)

Radiation-Tolerant SRAM offerings

Rad-Tolerant SigmaQuad-II+™								
GSI P/N	Density	Config	Burst Length	Read Latency	ODT	Speed (MHz)	Voltage	165 BGA
								LBGA (RE)
GS82582QT37yy-### GS82582QT19yy-###	288Mb	8M x 36 16M x 18	2	2.0	Weak/ Strong	350/250 (Military Temp)	V _{DD} —1.8 V V _{DDQ} —1.5 V/1.8 V	•
GS81302QT37yy-### GS81302QT19yy-###	144Mb	4M x 36 8M x 18	2	2.0	Weak/ Strong	350/250 (Military Temp)	V _{DD} —1.8 V V _{DDQ} —1.5 V/1.8 V	•
GS8662QT37yy-### GS8662QT19yy-###	72Mb	2M x 36 4M x 18	2	2.0	Weak/ Strong	350/250 (Military Temp)	V _{DD} —1.8 V V _{DDQ} —1.5 V/1.8 V	•

Standard Military Temperature SRAMs SigmaQuad-IVe™ SRAMs

144Mb SigmaQuad-IVe					
GSI P/N	Config	Speed (MHz)	Voltage	Package	Features
GS81314LD36GK-120M GS81314LD18GK-120M	4M x 36 8M x 18	1200	V _{DD} —1.25 ~ 1.3 V V _{DDQ} —1.2 ~ 1.3 V HSTL I/O	260 BGA	SigmaQuad-IVe Burst of 4 Read Latency = 6 On-Die Termination Option Multi-Bank, ECCRAM™
GS81314LQ36GK-120M GS81314LQ18GK-120M	4M x 36 8M x 18	1200	V _{DD} —1.25 ~ 1.3 V V _{DDQ} —1.2 ~ 1.3 V HSTL I/O	260 BGA	SigmaQuad-IVe Burst of 2 Read Latency = 6 On-Die Termination Option Multi-Bank, ECCRAM™
GS81314LD37GK-800M GS81314LD19GK-800M	4M x 36 8M x 18	800	V _{DD} —1.3 V V _{DDQ} —1.2 ~ 1.3 V HSTL I/O	260 BGA	SigmaQuad-IVe Burst of 4 Read Latency = 5 On-Die Termination Option Single-Bank, ECCRAM™
GS81314LQ37GK-800M GS81314LQ18GK-800M	4M x 36 8M x 18	800	V _{DD} —1.3 V V _{DDQ} —1.2 ~ 1.3 V HSTL I/O	260 BGA	SigmaQuad-IVe Burst of 2 Read Latency = 5 On-Die Termination Option Single-Bank, ECCRAM™

SigmaQuad-IVe is a trademark of GSI Technology.

SigmaQuad-IIIe™ SRAMs

288Mb SigmaQuad-IIIe					
GSI P/N	Config	Speed (MHz)	Voltage	Package	Features
GS82583ED36GK-625M GS82583ED18GK-625M	8M x 36 16M x 18	625	V _{DD} —1.3 V V _{DDQ} —1.2V/1.3 V/1.5 V	260 BGA	SigmaQuad-IIIe Burst of 4 Read Latency = 3 On-Die Termination Option
GS82583EQ36GK-450M GS82583EQ18GK-450M	8M x 36 16M x 18	450	V _{DD} —1.3 V V _{DDQ} —1.2V/1.3 V/1.5 V	260 BGA	SigmaQuad-IIIe Burst of 2 Read Latency = 3 On-Die Termination Option
144Mb SigmaQuad-IIIe					
GSI P/N	Config	Speed (MHz)	Voltage	Package	Features
GS81313LD36GK-714M GS81313LD18GK-714M	4M x 36 8M x 18	714	V _{DD} —1.25 ~ 1.3 V V _{DDQ} —1.2 ~ 1.3 V HSTL I/O	260 BGA	SigmaQuad-IIIe Burst of 4 Read Latency = 3 On-Die Termination Option ECCRAM™
GS81313LQ36GK-714M GS81313LQ18GK-714M	4M x 36 8M x 18	714	V _{DD} —1.25 ~ 1.3 V V _{DDQ} —1.2 ~ 1.3 V HSTL I/O	260 BGA	SigmaQuad-IIIe Burst of 2 Read Latency = 3 On-Die Termination Option ECCRAM™

SigmaQuad-IIIe is a trademark of GSI Technology.

SigmaQuad-IIIe™ SRAMs

72Mb SigmaQuad-IIIe					
GSI P/N	Config	Speed (MHz)	Voltage	Package	Features
GS8673ED36BK-625M GS8673ED18BK-625M	2M x 36 4M x 18	625	V _{DD} —1.35 V V _{DDQ} —1.2 V/1.5 V	260 BGA	SigmaQuad-IIIe Burst of 4 Read Latency = 3 On-Die Termination Option ECCRAM™
GS8673EQ36BK-625M GS8673EQ18BK-625M	2M x 36 4M x 18	625	V _{DD} —1.35 V V _{DDQ} —1.2 V/1.5 V	260 BGA	SigmaQuad-IIIe Burst of 2 Read Latency = 3 On-Die Termination Option ECCRAM™

SigmaQuad-IIIe is a trademark of GSI Technology.

SigmaQuad-II™ and SigmaQuad-II+™ SRAMs

144Mb SigmaQuad-II+					
GSI P/N	Config	Speed (MHz)	Voltage	Package	Features
GS81302D38E-450M GS81302D20E-450M GS81302D11E-450M GS81302D06E-450M	4M x 36 8M x 18 16M x 9 16M x 8	450	V _{DD} —1.8 V V _{DDQ} —1.5 V/1.8 V	165 BGA (15 x 17 mm)	SigmaQuad-II+ Burst of 4 Read Latency = 2.5 On-Die Termination Option
GS81302Q37E-300M GS81302Q19E-300M GS81302Q10E-300M GS81302Q07E-300M	4M x 36 8M x 18 16M x 9 16M x 8	300	V _{DD} —1.8 V V _{DDQ} —1.5 V/1.8 V	165 BGA (15 x 17 mm)	SigmaQuad-II+ Burst of 2 Read Latency = 2.0 On-Die Termination Option
144Mb SigmaQuad-II					
GSI P/N	Config	Speed (MHz)	Voltage	Package	Features
GS81302D36E-350M GS81302D18E-350M GS81302D09E-350M GS81302D08E-350M	4M x 36 8M x 18 16M x 9 16M x 8	350	V _{DD} —1.8 V V _{DDQ} —1.5 V/1.8 V	165 BGA (15 x 17 mm)	SigmaQuad-II Burst of 4
GS81302Q36E-250M GS81302Q18E-250M GS81302Q09E-250M GS81302Q08E-250M	4M x 36 8M x 18 16M x 9 16M x 8	250	V _{DD} —1.8 V V _{DDQ} —1.5 V/1.8 V	165 BGA (15 x 17 mm)	SigmaQuad-II Burst of 2
72Mb SigmaQuad-II+					
GSI P/N	Config	Speed (MHz)	Voltage	Package	Features
GS8662D38BD-450M GS8662D20BD-450M GS8662D11BD-450M GS8662D06BD-450M	2M x 36 4M x 18 8M x 9 8M x 8	450	V _{DD} —1.8 V V _{DDQ} —1.5 V/1.8 V	165 BGA (13 x 15 mm)	SigmaQuad-II+ Burst of 4 Read Latency = 2.5 On-Die Termination Option
GS8662Q37BD-333M GS8662Q19BD-333M GS8662Q10BD-333M GS8662Q07BD-333M	2M x 36 4M x 18 8M x 9 8M x 8	333	V _{DD} —1.8 V V _{DDQ} —1.5 V/1.8 V	165 BGA (13 x 15 mm)	SigmaQuad-II+ Burst of 2 Read Latency = 2.0 On-Die Termination Option

SigmaQuad™-II and SigmaDDR™-II products are pin and function compatible with QDR-II™ and QDR-II+™ products, respectively.
SigmaQuad, SigmaQuad-II, and SigmaQuad-II+ are trademarks of GSI Technology.
All other trademarks belong to their respective holders.

SigmaQuad-II™ and SigmaQuad-II+™ SRAMs

72Mb SigmaQuad-II					
GSI P/N	Config	Speed (MHz)	Voltage	Package	Features
GS8662D36BD-350M GS8662D18BD-350M GS8662D09BD-350M GS8662D08BD-350M	2M x 36 4M x 18 8M x 9 8M x 8	350	V _{DD} —1.8 V V _{DDQ} —1.5 V/1.8 V	165 BGA (13 x 15 mm)	SigmaQuad-II Burst of 4
GS8662Q36BD-333M GS8662Q18BD-333M GS8662Q09BD-333M GS8662Q08BD-333M	2M x 36 4M x 18 8M x 9 8M x 8	333	V _{DD} —1.8 V V _{DDQ} —1.5 V/1.8 V	165 BGA (13 x 15 mm)	SigmaQuad-II Burst of 2
36Mb SigmaQuad-II+					
GSI P/N	Config	Speed (MHz)	Voltage	Package	Features
GS8342D38BD-500M GS8342D20BD-500M GS8342D11BD-500M GS8342D06BD-500M	1M x 36 2M x 18 4M x 9 4M x 8	500	V _{DD} —1.8 V V _{DDQ} —1.5 V/1.8 V	165 BGA (13 x 15 mm)	SigmaQuad-II+ Burst of 4 Read Latency = 2.5 On-Die Termination Option
GS8342Q37BD-300M GS8342Q19BD-300M GS8342Q10BD-300M GS8342Q07BD-300M	1M x 36 2M x 18 4M x 9 4M x 8	300	V _{DD} —1.8 V V _{DDQ} —1.5 V/1.8 V	165 BGA (13 x 15 mm)	SigmaQuad-II+ Burst of 2 Read Latency = 2.0 On-Die Termination Option
36Mb SigmaQuad-II					
GSI P/N	Config	Speed (MHz)	Voltage	Package	Features
GS8342D36BD-350M GS8342D18BD-350M GS8342D09BD-350M GS8342D08BD-350M	1M x 36 2M x 18 4M x 9 4M x 8	350	V _{DD} —1.8 V V _{DDQ} —1.5 V/1.8 V	165 BGA (13 x 15 mm)	SigmaQuad-II Burst of 4
GS8342Q36BD-333M GS8342Q18BD-333M GS8342Q09BD-333M GS8342Q08BD-333M	1M x 36 2M x 18 4M x 9 4M x 8	333	V _{DD} —1.8 V V _{DDQ} —1.5 V/1.8 V	165 BGA (13 x 15 mm)	SigmaQuad-II Burst of 2
18Mb SigmaQuad-II+					
GSI P/N	Config	Speed (MHz)	Voltage	Package	Features
GS8182D37BD-400M GS8182D19BD-400M	512K x 36 1M x 18	400	V _{DD} —1.8 V V _{DDQ} —1.5 V/1.8 V	165 BGA (13 x 15 mm)	SigmaQuad-II+ Burst of 4 Read Latency = 2.0
18Mb SigmaQuad-II					
GSI P/N	Config	Speed (MHz)	Voltage	Package	Features
GS8182D36BD-375M GS8182D18BD-375M GS8182D09BD-375M GS8182D08BD-375M	512K x 36 1M x 18 2M x 9 2M x 8	375	V _{DD} —1.8 V V _{DDQ} —1.5 V/1.8 V	165 BGA (13 x 15 mm)	SigmaQuad-II Burst of 4
GS8182Q36BD-300M GS8182Q18BD-300M GS8182Q09BD-300M GS8182Q08BD-300M	512K x 36 1M x 18 2M x 9 2M x 8	300	V _{DD} —1.8 V V _{DDQ} —1.5 V/1.8 V	165 BGA (13 x 15 mm)	SigmaQuad-II Burst of 2

SigmaQuad™-II and SigmaDDR™-II products are pin and function compatible with QDR-II™ and QDR-II+™ products, respectively. SigmaQuad, SigmaQuad-II, and SigmaQuad-II+ are trademarks of GSI Technology. All other trademarks belong to their respective holders.

SigmaDDR-IVe™ SRAMs

144Mb SigmaDDR-IVe					
GSI P/N	Config	Speed (MHz)	Voltage	Package	Features
GS81314LT36GK-120M GS81314LT18GK-120M	4M x 36 8M x 18	1200	V_{DD} —1.25 ~ 1.3 V V_{DDQ} —1.2 ~ 1.3 V HSTL I/O	260 BGA	SigmaDDR-IVe Burst of 2 Read Latency = 6 On-Die Termination Option Multi-Bank, ECCRAM™
GS81314LT37GK-800M GS81314LT19GK-800M	4M x 36 8M x 18	800	V_{DD} —1.3 V V_{DDQ} —1.2 ~ 1.3 V HSTL I/O	260 BGA	SigmaDDR-IVe Burst of 2 Read Latency = 5 On-Die Termination Option Single-Bank, ECCRAM™

SigmaDDR-IVe is a trademark of GSI Technology.

SigmaDDR-IIIe™ SRAMs

288Mb SigmaDDR-IIIe					
GSI P/N	Config	Speed (MHz)	Voltage	Package	Features
GS82583ET36GK-625M GS82583ET18GK-625M	8M x 36 16M x 18	625	V_{DD} —1.3 V V_{DDQ} —1.2V/1.3 V/ 1.5 V	260 BGA	DDR-IIIe Burst of 2 Read Latency = 3 On-Die Termination Option
144Mb SigmaDDR-IIIe					
GSI P/N	Config	Speed (MHz)	Voltage	Package	Features
GS81313LT36GK-714M GS81313LT18GK-714M	4M x 36 8M x 18	714	V_{DD} —1.25 ~ 1.3 V V_{DDQ} —1.2 ~ 1.3 V HSTL I/O	260 BGA	DDR-IIIe Burst of 2 Read Latency = 3 On-Die Termination Option ECCRAM™
72Mb SigmaDDR-IIIe					
GSI P/N	Config	Speed (MHz)	Voltage	Package	Features
GS8673ET36BK-625M GS8673ET18BK-625M	2M x 36 4M x 18	625	V_{DD} —1.35 V V_{DDQ} —1.2 V/1.5 V	260 BGA	DDR-IIIe Burst of 2 Read Latency = 3 On-Die Termination Option ECCRAM™

SigmaDDR-IIIe is a trademark of GSI Technology.

SigmaDDR-II™ and SigmaDDR-II+™ SRAMs

144Mb SigmaDDR-II+					
GSI P/N	Config	Speed (MHz)	Voltage	Package	Features
GS81302T38E-450M GS81302T20E-450M GS81302T11E-450M GS81302T06E-450M	4M x 36 8M x 18 16M x 9 16M x 8	450	V_{DD} —1.8 V V_{DDQ} —1.5 V/1.8 V	165 BGA (15 x 17 mm)	DDR-II+ Burst of 2 Read Latency = 2.5 On-Die Termination Option
144Mb SigmaDDR-II					
GSI P/N	Config	Speed (MHz)	Voltage	Package	Features
GS81302T36E-350M GS81302T18E-350M GS81302T09E-350M GS81302T08E-350M	4M x 36 8M x 18 16M x 9 16M x 8	350	V_{DD} —1.8 V V_{DDQ} —1.5 V/1.8 V	165 BGA (15 x 17 mm)	DDR-II Burst of 2

SigmaQuad™-II and SigmaDDR™-II products are pin and function compatible with QDR-II™ and QDR-II+™ products, respectively.
SigmaDDR-II and SigmaDDR-II+ are trademarks of GSI Technology.
All other trademarks belong to their respective holders.

SigmaDDR-II™ and SigmaDDR-II+™ SRAMs

72Mb SigmaDDR-II+					
GSI P/N	Config	Speed (MHz)	Voltage	Package	Features
GS8662T38BD-450M GS8662T20BD-450M GS8662T11BD-450M GS8662T06BD-450M	2M x 36 4M x 18 8M x 9 8M x 8	450	V_{DD} —1.8 V V_{DDQ} —1.5 V/1.8 V	165 BGA (13 x 15 mm)	DDR-II+ Burst of 2 Read Latency = 2.5
72Mb SigmaDDR-II					
GSI P/N	Config	Speed (MHz)	Voltage	Package	Features
GS8662T36BD-350M GS8662T18BD-350M GS8662T09BD-350M GS8662T08BD-350M	2M x 36 4M x 18 8M x 9 8M x 8	350	V_{DD} —1.8 V V_{DDQ} —1.5 V/1.8 V	165 BGA (13 x 15 mm)	DDR-II Burst of 2
36Mb SigmaDDR-II+					
GSI P/N	Config	Speed (MHz)	Voltage	Package	Features
GS8342T38BD-500M GS8342T20BD-500M GS8342T11BD-500M GS8342T06BD-500M	1M x 36 2M x 18 4M x 9 4M x 8	500	V_{DD} —1.8 V V_{DDQ} —1.5 V/1.8 V	165 BGA (13 x 15 mm)	DDR-II+ Burst of 2 Read Latency = 2.5 On-Die Termination Option
36Mb SigmaDDR-II					
GSI P/N	Config	Speed (MHz)	Voltage	Package	Features
GS8342T36BD-350M GS8342T18BD-350M GS8342T09BD-350M GS8342T08BD-350M	1M x 36 2M x 18 4M x 9 4M x 8	350	V_{DD} —1.8 V V_{DDQ} —1.5 V/1.8 V	165 BGA (13 x 15 mm)	DDR-II Burst of 2
18Mb SigmaDDR-II+					
GSI P/N	Config	Speed (MHz)	Voltage	Package	Features
GS8182T37BD-400M GS8182T19BD-400M	512K x 36 1M x 18	400	V_{DD} —1.8 V V_{DDQ} —1.5 V/1.8 V	165 BGA (13 x 15 mm)	DDR-II+ Burst of 2 Read Latency = 2.0
18Mb SigmaDDR-II					
GSI P/N	Config	Speed (MHz)	Voltage	Package	Features
GS8182T36BD-375M GS8182T18BD-375M GS8182T09BD-375M GS8182T08BD-375M	512K x 36 1M x 18 2M x 9 2M x 8	375	V_{DD} —1.8 V V_{DDQ} —1.5 V/1.8 V	165 BGA (13 x 15 mm)	DDR-II Burst of 2

SigmaQuad™-II and SigmaDDR™-II products are pin and function compatible with QDR-II™ and QDR-II+™ products, respectively.
SigmaDDR-II and SigmaDDR-II+ are trademarks of GSI Technology.
All other trademarks belong to their respective holders.

No Bus Turnaround (NBT™) SRAMs

72Mb							
GSI P/N	Config	Speed (MHz)	Pipeline tKQ (ns)	Voltage Options		Package	Features
				V _{DD}	V _{DDQ}		
GS8642Z36B-250M GS8642Z18B-250M	2M x 36 4M x 18	250	2.3–3.5	2.5/3.3 V	2.5/3.3 V	119 BGA	JTAG; FLXDrive™; Pipeline and Flow Through modes
GS8642Z72C-250M	1M x 72	250	2.3–3.5	2.5/3.3 V	2.5/3.3 V	209 BGA	JTAG; FLXDrive™; Pipeline and Flow Through modes
36Mb							
GSI P/N	Config	Speed (MHz)	Pipeline tKQ (ns)	Voltage Options		Package	Features
				V _{DD}	V _{DDQ}		
GS8322Z36AB-375M GS8322Z18AB-375M	1M x 36 2M x 18	375	2.5–4.0	2.5/3.3 V	2.5/3.3 V	119 BGA	JTAG; FLXDrive™; Pipeline and Flow Through modes
GS8322Z36AD-375M GS8322Z18AD-375M	1M x 36 2M x 18	375	2.5–4.0	2.5/3.3 V	2.5/3.3 V	165 BGA (13 x 15 mm)	JTAG; FLXDrive™; Pipeline and Flow Through modes
GS8322Z72C-225M	512K x 72	225	2.5–4.0	2.5/3.3 V	2.5/3.3 V	209 BGA	JTAG; FLXDrive™; Pipeline and Flow Through modes
18Mb							
GSI P/N	Config	Speed (MHz)	Pipeline tKQ (ns)	Voltage Options		Package	Features
				V _{DD}	V _{DDQ}		
GS8162Z72CC-300M	256K x 72	300	2.8–3.8	2.5/3.3 V	2.5/3.3 V	209 BGA	JTAG; FLXDrive™; Pipeline and Flow Through modes
GS8162Z36DB-200M GS8162Z18DB-200M	512K x 36 1M x 18	200	2.5–3.8	2.5/3.3 V	2.5/3.3 V	119 BGA	JTAG; FLXDrive™; Pipeline and Flow Through modes
GS8162Z36DD-200M GS8162Z18DD-200M	512K x 36 1M x 18	200	2.5–3.8	2.5/3.3 V	2.5/3.3 V	165 BGA (13 x 15 mm)	JTAG; FLXDrive™; Pipeline and Flow Through modes
9Mb							
GSI P/N	Config	Speed (MHz)	Pipeline tKQ (ns)	Voltage Options		Package	Features
				V _{DD}	V _{DDQ}		
GS882Z36CB-300M GS882Z18CB-300M	256K x 36 512K x 18	300	2.5–3.8	2.5/3.3 V	2.5/3.3 V	119 BGA	JTAG; FLXDrive™; Pipeline and Flow Through modes
GS882Z36CD-300M GS882Z18CD-300M	256K x 36 512K x 18	300	2.5–3.8	2.5/3.3 V	2.5/3.3 V	165 BGA (13 x 15 mm)	JTAG; FLXDrive™; Pipeline and Flow Through modes

NBT is a trademark of GSI Technology.

Synchronous Burst SRAMs

72Mb

GSI P/N	Config	Speed (MHz)	Pipeline tKQ (ns)	Voltage Options		Package	Features
				V _{DD}	V _{DDQ}		
GS864236B-250M GS864218B-250M	2M x 36 4M x 18	250	2.3–3.5	2.5/3.3 V	2.5/3.3 V	119 BGA	JTAG; FLXDrive™; Pipeline and Flow Through modes
GS864272C-250M	1M x 72	250	2.3–3.5	2.5/3.3 V	2.5/3.3 V	209 BGA	JTAG; FLXDrive™; Pipeline and Flow Through modes

36Mb

GSI P/N	Config	Speed (MHz)	Pipeline tKQ (ns)	Voltage Options		Packages	Features
				V _{DD}	V _{DDQ}		
GS832236AB-375M GS832218AB-375M	1M x 36 2M x 18	375	2.5–4.0	2.5/3.3 V	2.5/3.3 V	119 BGA	JTAG; FLXDrive™; Pipeline and Flow Through modes
GS832236AD-375M GS832218AD-375M	1M x 36 2M x 18	375	2.5–4.0	2.5/3.3 V	2.5/3.3 V	165 BGA (13 x 15 mm)	JTAG; FLXDrive™; Pipeline and Flow Through modes
GS832272C-225M	512K x 72	225	2.5–4.0	2.5/3.3 V	2.5/3.3 V	209 BGA	JTAG; FLXDrive™; Pipeline and Flow Through modes

18Mb

GSI P/N	Config	Speed (MHz)	Pipeline tKQ (ns)	Voltage Options		Packages	Features
				V _{DD}	V _{DDQ}		
GS816272CC-200M	256K x 72	200	2.8–3.8	2.5/3.3 V	2.5/3.3 V	209 BGA	JTAG; FLXDrive™; Pipeline and Flow Through modes
GS816236DB-200M GS816218DB-200M	512K x 36 1M x 18	200	2.5–3.8	2.5/3.3 V	2.5/3.3 V	119 BGA	JTAG; FLXDrive™; Pipeline and Flow Through modes
GS816236DD-200M GS816218DD-200M	512K x 36 1M x 18	200	2.5–3.8	2.5/3.3 V	2.5/3.3 V	165 BGA (13 x 15 mm)	JTAG; FLXDrive™; Pipeline and Flow Through modes
GS816036DGT-200M GS816032DGT-200M GS816018DGT-200M	512K x 36 512K x 32 1M x 18	200	2.5–3.8	2.5/3.3 V	2.5/3.3 V	100 TQFP	Pipeline and Flow Through modes

9Mb

GSI P/N	Config	Speed (MHz)	Pipeline tKQ (ns)	Voltage Options		Packages	Features
				V _{DD}	V _{DDQ}		
GS88236CB-300M GS88218CB-300M	256K x 36 512K x 18	300	2.5–3.8	2.5/3.3 V	2.5/3.3 V	119 BGA	JTAG; FLXDrive™; Pipeline and Flow Through modes
GS88236CD-300M GS88218CD-300M	256K x 36 512K x 18	300	2.5–3.8	2.5/3.3 V	2.5/3.3 V	165 BGA (13 x 15 mm)	JTAG; FLXDrive™; Pipeline and Flow Through modes