


# Altech Corp.®

Serving the Automation & Control Industry since 1984



ISO 9001  
OMI-SAI Global




## Industrial Relays



# Altech Corp.®

Since 1984, Altech Corporation has grown to become a leading supplier of automation and industrial control components. Headquartered in Flemington, NJ, Altech has an experienced staff of engineering, manufacturing and sales personnel to provide the highest quality products with superior service. This is the Altech Commitment!




With experienced Product Engineers and Customer Service personnel, Altech provides solutions to your most pressing application challenges. All with one thought in mind - *to ensure that we solve your problem the first time!*



## Altech's Commitment

*Altech's Automation and Control components meet applicable national and international standards, such as UL, NEC, CSA, IEC and VDE. Altech provides these products with superior customer service and delivery through a ISO 9001 Quality Management system, which stresses continuous process improvement. We perform these services with honesty and integrity. All Altech employees are trained in this Quality Management System and are dedicated to achieve these goals. Altech's quality system has been ISO approved since 1999.*



Type of Relay		R2	R3	R4
<ul style="list-style-type: none"> <li>• Single-phase motor applications</li> <li>• Type of insulation: basic</li> <li>• Type of clearance: micro-disconnection</li> </ul>				
<b>Contact data</b>				
Number and type of contacts		2CO	3CO	4CO
Rated / max. switching voltage AC		250V / 440V	250V / 440V	250V / 250V
Rated load (capacity)		AC1 12A / 250V AC AC15 3A / 120V (B300) AC15 1.5A / 240V (B300) AC3 370W DC1 12A / 24V DC DC13 0.22A / 120V (R300) DC13 0.1A / 250V (R300)	10A / 250V AC 3A / 120V (B300) 1.5A / 240V (B300) 370W 10A / 24V DC 0.22A / 120V (R300) 0.1A / 250V (R300)	6A / 250V AC 1.5A / 120V (C300) 0.75A / 240V (C300) 125W 6A / 24V DC 0.22A / 120V (R300) 0.1A / 250V (R300)
<b>Coil data</b>				
Rated voltage AC		6...240V 50/60Hz	6...240V 50/60Hz	6...240V 50/60Hz
DC		5...220V	5...220V	5...220V
<b>Insulation (PN-EN 60664-1)</b>				
Insulation rated voltage		250V AC	250V AC	250V AC
Dielectric strength				
•between coil and contacts		2500V AC	2500V AC	2500V AC
•contact clearance		1500V AC	1500V AC	1500V AC
<b>General data</b>				
Dimensions (LxWxH)mm		27.5 x 21.2 x 35.6	27.5 x 21.2 x 35.6	27.5 x 21.2 x 35.6
Examples of ordering code		AC coil R2-2012-23-5230-WT DC coil R2-2012-23-1024-WT	R3-2013-23-5230-WT R3-2013-23-1024-WT	R4-2014-23-5230-WT R4-2014-23-1024-WT
Plug-in sockets for relays		GZT2, GZM2	GZT3, GZM3	GZT4, GZM4

## Plug-in sockets for relays

For additional accessories please see page 10.



**GZT2**

For R2

**GZM2**

For R2

**GZT3**

For R3

**GZM3**

For R3

**GZT4**




For R4

**GZM4**

For R4

# Industrial Relays

altechcorp.com/HTML/IndustrialRelays.html

Type of Relay		RY2	R2M	RUC
<ul style="list-style-type: none"> <li>• Single-phase motor applications</li> <li>• Type of insulation: basic</li> <li>• Type of clearance: micro-disconnection</li> </ul>				
<b>Contact data</b>				
Number and type of contacts		2 CO	2 CO	2CO, 3CO, 2NO
Rated / max. switching voltage AC		250V / 440V	250V / 250V	400V / 440V
Rated load (capacity)		12A / 250V AC	5A / 250V AC	16A / 250V AC
AC1				
AC15				
AC3				
DC1		12A / 30V DC	5A / 24V DC	16A / 24V DC
DC13				
DC13				
<b>Coil data</b>				
Rated voltage AC		6...240V 50/60Hz	6...240V 50/60Hz	6...240V 50/60Hz
DC		5...220V	6...110V	6...220V
<b>Insulation (PN-EN 60664-1)</b>				
Insulation rated voltage		250V AC	250V AC	400V AC
Dielectric strength				
•between coil and contacts		2500V AC	2000V AC	2500 V AC
•contact clearance		1000V AC	1000V AC	1500, 2500 V AC
<b>General data</b>				
Dimensions (LxWxH)mm		27.5 x 21.1 x 34.5	27.5 x 14 x 32.9	36.1 x 38.6 x 45.5
Examples of ordering code				
AC coil		RY2-2012-26-5230	R2M-2012-23-5230	RUC-2012-26-5230
DC coil		RY2-2012-26-1024	R2M-2012-23-1024	RUC-2013-26-1024
Plug-in sockets for relays		GZY2	GZ2	GU11

## Plug-in sockets for relays

For additional accessories please see page 10.



**GZY2**

For RY2






**GZ2**

For R2M



**GU11**

For RUC

Type of Relay		R15 (2CO)	R15 (3CO)	R15 (4CO)
<ul style="list-style-type: none"> <li>• Single-phase motor applications</li> <li>• Type of insulation: basic</li> <li>• Type of clearance: micro-disconnection</li> </ul>				
<b>Contact data</b>				
Number and type of contacts		2CO	3CO	4CO
Rated / max. switching voltage AC		250V / 440V	250V / 440V	250V / 250V
Rated load (capacity)		AC1 10A / 250V AC AC15 3A / 120V (B300) AC15 1.5A / 240V (B300) AC3 370W DC1 10A / 24V DC DC13 0.22A / 120V (R300) DC13 0.1A / 250V (R300)	AC1 10A / 250V AC AC15 3A / 120V (B300) AC15 1.5A / 240V (B300) AC3 370W DC1 10A / 24V DC DC13 0.22A / 120V (R300) DC13 0.1A / 250V (R300)	AC1 10A / 250V AC AC15 3A / 120V (B300) AC15 1.5A / 240V (B300) AC3 370W DC1 10A / 24V DC DC13 0.22A / 120V (R300) DC13 0.1A / 250V (R300)
<b>Coil data</b>				
Rated voltage AC		6...240V 50/60Hz	6...240V 50/60Hz	6...240V 50Hz,60Hz
DC		6...220V	6...220V	6...220V
<b>Insulation (PN-EN 60664-1)</b>				
Insulation rated voltage		250V AC	250V AC	250V AC
Dielectric strength				
•between coil and contacts		2500V AC	2500V AC	2500V AC
•contact clearance		1500V AC	1500V AC	1500V AC
<b>General data</b>				
Dimensions (LxWxH)mm		35 x 35 x 54.4	35 x 35 x 54.4	35 x 42.5 x 54.5
Examples of ordering code		AC coil R15-2012-23-5230-WT DC coil R15-2012-23-1024-WT	AC coil R15-2013-23-5230-WT DC coil R15-2013-23-1024-WT	R15-1014-23-3230 R15-1014-23-1024
Plug-in sockets for relays		PZ8, GZU8, GZP8	PS11, PZ11	GZ14U

## Plug-in sockets for relays

For additional accessories please see page 10.



**PZ8**

For R15 2 CO

**GZU8**

For R15 2 CO

**GZP8**

For R15 2 CO

**PS11**

For R15 3 CO

**PZ11**

For R15 3 CO

**GZP11**

For R15 3 CO




**GZ14U**

For R15 4 CO



# Industrial Relays

[altechcorp.com/HTML/IndustrialRelays.html](http://altechcorp.com/HTML/IndustrialRelays.html)

Type of Relay		RS35, RS50	RM699B	RSR30
<ul style="list-style-type: none"> <li>• Solar system control</li> <li>• PLC control</li> <li>• Type of insulation: basic</li> <li>• Type of clearance: micro-disconnection</li> </ul>				
<b>Contact Data</b>				
Number and type of contacts		2NO	1CO	SSR
Applications		Solar Power	PLC Control	PLC Control
Rated/max. switching voltage	AC	250V /440V	250V / 400V	240V
Rated load (capacity)	AC1	35A, 48A / 250V AC	6A / 250V AC	2A / 240V AC
	DC1	35A, 48A / 24V DC	6A / 24V DC	2.5A / 48V DC 4A / 24V DC 1A / 100V DC
<b>Coil Data</b>				
Rated voltage	AC	NA	NA	NA
	DC	5...110V	5...60V	see data sheet*
<b>Insulation (PN-EN 60664-1)</b>				
Insulation rated voltage		250V AC	250V AC	240V AC
Dielectric strength				
•between coil and contacts		5000V AC	4000V AC	SSR
•contact clearance		2500V AC	1000V AC	SSR
<b>General Data</b>				
Dimensions (LxWxH)mm		40 x 25 x 49.2	28 x 5 x 15	28 x 5 x 15
Examples of ordering code	AC coil			RSR30-D24-D1-D2-040-1
	DC coil	RS50-3022-25-1110	RM699BV-3011-85-1012	RSR30-D24-A1-24-020-1
Plug-in sockets for relays		PCB Only	PI6W-1P	PIR6W-1PS PIR6WB-1PS

## Plug-in sockets for relays

For additional accessories please see page 10.

\*[altechcorp.com/HTML/IndustrialRelays.html](http://altechcorp.com/HTML/IndustrialRelays.html)



PCB not supplied




**PI6W-1P**

For RM699BV, RSR30

**PI6W-1P**


For RM699BV, RSR30

[altechcorp.com/HTML/IndustrialRelays.html](http://altechcorp.com/HTML/IndustrialRelays.html)

Type of Relay	RM84	RM85	RM87
Single-phase motor applications Type of insulation: reinforced Type of clearance: micro-disconnection Type of clearance: full-disconnection			
<b>Contact data</b>			
Number and type of contacts	2CO, 2NO	1CO, 1NO	1CO, 1NO
Rated/max. switching voltage AC	250V / 440V	250V / 440V	250V / 440V
Rated load (capacity) AC1	8A/250V AC 3A / 120V (B300) 1.5A / 240V (B300)	16A / 250V AC 3A / 120V (B300) 1.5A / 240V (B300)	12A / 250V AC 3A / 120V (B300) 1.5A / 240V (B300)
AC15	550W	750W	750W
AC3	8A / 24V DC	16A / 24V DC	12A / 24V DC
DC1	0.22A / 120V (R300)	0.22A / 120V (R300)	0.22A / 120V (R300)
DC13	0.1A / 250V (R300)	0.1A / 250V (R300)	0.1A / 250V (R300)
DC13			
<b>Coil data</b>			
Rated voltage AC	12...240V 50/60Hz	12...240V 50/60Hz	12...240V 50/60Hz
DC	3...110V	3...110V	3...110V
<b>Insulation (PN-EN60664-1)</b>			
Insulation rated voltage	400V AC	400V AC	400V AC
Dielectric strength •between coil and contacts •contact clearance	5000V AC 1000, 2000V AC	5000V AC 1000, 2000V AC	5000V AC 1000, 2000V AC
<b>General data</b>			
Dimensions (LxWxH)mm	29 x 12.7 x 15.7	29 x 12.7 x 15.7	29 x 12.7 x 15.7
Examples of ordering code AC coil	RM84-2012-25-5230	RM85-2011-25-5230	RM87N-2011-25-5230
DC coil	RM84-2022-35-1012	RM85-2021-35-1012	RM87L-2021-35-1012
Plug-in sockets for relays	GZT80, GZM80, GD50	GZT80, GZM80, GD50	GZT92, GZM92, GD35

## Plug-in sockets for relays

For additional accessories please see page 10.



**GZT80**

For RM84, RM85

**GZM80**

For RM84, RM85

**GD50**

For RM84, RM85

**GZT92**

For RM87

**GZM92**




For RM87

**GD35**

For RM87

# Industrial Interface Relays

altechcorp.com/HTML/IndustrialRelays.html

Type of Relay	PI6-1P	PI6-1T	PI6-OC
Type of insulation: basic Type of insulation: reinforced Type of clearance: micro-disconnection Output = contacts (R) Solid state relays	electromechanical	triac	transistor
Output circuit-contact data			
Number and type of contacts/outputs	1CO	1NO	1NO
Rated/max. switching voltage AC	250V / 400V	400V / 440 V	DC: 70V / 70V
Rated load AC1	6A / 250V AC 6A / 24V DC	1.2A / 400V AC	0.5A / 70V DC
DC1			
Input control circuit			
Rated voltage AC:50/60Hz AC/DC	24...230V 12...36V	24...230V 5...32V	24...230V 5...32V
DC			
Insulation (PN-EN 60664-1)			
Insulation rated voltage	400V AC	600V AC	600V AC
Dielectric strength •input-output •input-output •contact clearance	4000V AC 1000V AC	4000V AC	3000V AC
General data			
Dimensions (LxWxH)mm	93.8 x 6.2 x 80	93.8 x 6.2 x 80	93.8 x 6.2 x 80
Examples of ordering code AC/DC coil	PI6-1P-230V AC/DC	PI6-1T-230V AC/DC	PI6-OC-230V AC/DC
AC coil			
DC coil	PI6-1P-24V DC	PI6-1T-5...32V DC	PI6-OC-5...32V DC
Operational relays	RM699BV	RSR30	RSR30
Plug-in sockets	–	–	–
LED indicator	LED green	LED green	LED green




For accessories please see page 10.



**Relays are built-in.  
Relays are not replaceable.  
See page 6.**



altechcorp.com/HTML/IndustrialRelays.html

Type of Relay	PIR6W-1P	PIR6W-1PS	PIR6WB-1PS
Type of insulation: basic Type of insulation: reinforced Type of clearance: micro-disconnection Output = contacts (R) Solid state relays	electromechanical	electromechanical, triac, transistor	electromechanical, triac, transistor
Output circuit - contact data			
Number and type of contacts / outputs	1CO	1CO, 1NO	1CO, 1NO
Rated/max. switching voltage AC	250V / 400V	250V / 400V	250V / 400 V
Rated load AC1 DC1	6A / 250V AC 6A / 24V DC	6A / 250V AC 6A / 24V DC	6A / 250V AC 6A / 24V DC
Input control circuit			
Rated voltage AC:50/60Hz AC/DC DC	24...230V 12...36V	24...230V 6...60V	24...230V 6...60V
Insulation (PN-EN 60664-1)			
Insulation rated voltage	250V AC	250V AC	250V AC
Dielectric strength •input-output •input-output •contact clearance	4000V AC 1000V AC	4000V AC 1000V AC	4000V AC 1000V AC
General data			
Dimensions (LxWxH)mm	98.5 x 6.2 x 85.5	98.5 x 6.2 x 85.5	98.3 x 6.2 x 84.6
Examples of ordering code AC/DC coil AC coil DC coil	PIR6W-1P-24V AC/DC PIR6W-1P-24V DC	PIR6W-1PS-24V AC/DC-R PIR6W-1PS-24V DC-R	PIR6WB-1PS-24V AC/DC-R PIR6WB-1PS-24V DC-R
Operational relays Plug-in sockets LED indicator	RM699BV PI6W-1P-... LED green	RM699BV, RSR30 PI6W-1PS-... LED green	RM699BV, RSR30 PI6WB-1PS-... LED green

For accessories please see page 10.

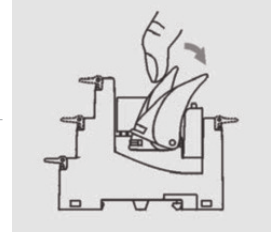


**Relays are replaceable.  
Extra relays sold separately.  
See page 6.**

# Accessories for Industrial Relays

Signalling / protecting module type M...

Electromagnetic relay




Removing the relay from the socket with a retractor / retractor clip.

Retainer / retractor clip

Screw terminals plug-in socket

Description plate



Type of plug-in socket	GZT80, GZT92 GZM80, GZM92	GZT2, GZT3, GZT4 GZM2, GZM3, GZM4
Retainer / retractor clips		
Type	GZT80-0040	GZT4-0040
Color	gray	gray
Description plates		
Type	GZT80-0035	GZT4-0035
color	white	white
For relays	RM84, RM85, RM87	R2, R3, R4
Height of relay	15...16.5 mm	35.6 mm

# Accessories for Industrial Relays

**For sockets type:** GZT80, GZT92, GZM80, GZM92, GZS80, GZS92, ES 32  
GZT2, GZT3, GZT4, GZM2, GZM3, GZM4

Modules type M... are parallel connected with relay coil.  
Polarity P: -A1/+A2. Polarity N: +A1/-A2.



Modules type M...	Layout	Layout	Type of module
<b>Module D (polarization P)</b> It limits overvoltage on DC coils.		6/230 V DC	M21P
<b>Module D (polarization N)</b> It limits overvoltage on DC coils.		6/230V DC	M21N
<b>Module LD (polarization P)</b> It limits overvoltage on DC coils. Coil energizing indication.		6/24 V DC 24/60 V DC 110/230V DC	<b>M31R, M31G*</b> M32R, M32G M33R, M33G
<b>Module LD (polarization N)</b> It limits overvoltage on DC coils. Coil energizing indication.		6/24 V DC 24/60V DC 110/230V DC	M41R, M41G M42R, M42G M43R, M43G
<b>Module RC</b> It protects against EMC disturbance. It limits overvoltage.		6/24V AC 24/60V AC 110/240V AC	M51 M52 M53
<b>Module L</b> Coil energizing indication.		6/24V AC/DC 24/60V AC/DC 110/230V AC/DC	<b>M61R, M61G*</b> M62R, M62G <b>M63R, M63G*</b>
<b>Module LV</b> It limits overvoltage on AC and DC coils. Coil energizing indication.		6/24V AC/DC 24/60V AC/DC 110/230V AC/DC	M91R, M91G M92R, M92G M93R, M93G
<b>Module V</b> It limits overvoltage on AC and DC coils. No indication.		24V AC 130V AC 230V AC	M71 M72 M73
<b>Module R</b> It limits overvoltage on AC coils.		110/230V AC	M103

M...R - LED red, M...G - LED green

\* In stock.

