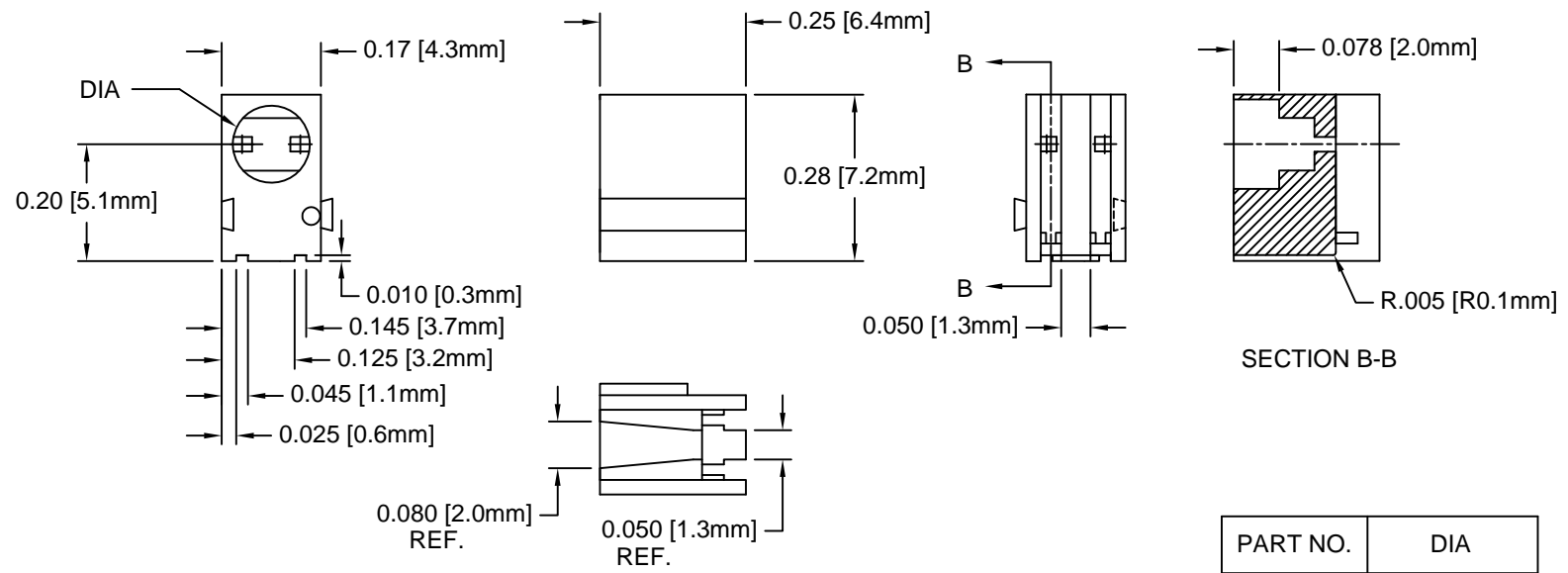
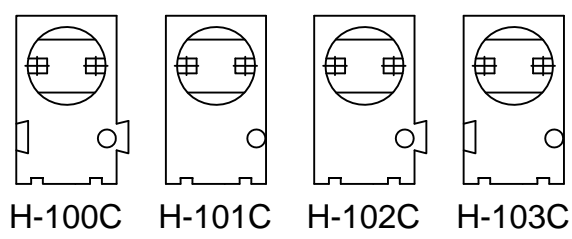
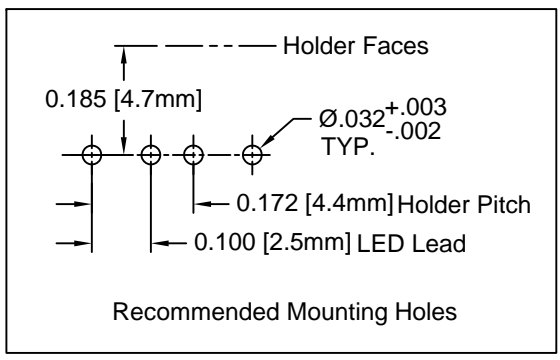



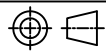
REV.	DESCRIPTION	DATE	APPROVED
F	Added Note 4	06/19/09	T. Y.
G	Updated Note 4 with Table 3	07/27/10	T. Y.
H	Remove PPS and GF30 Material	11/02/11	T. Y.
J	Removed Material Code	05/28/16	J. C.



PART NO.	DIA
H-100C	.132 (3.4mm)
H-100C-1	.150 (3.8mm)
H-101C	.132 (3.4mm)
H-101C-1	.150 (3.8mm)
H-102C	.132 (3.4mm)
H-102C-1	.150 (3.8mm)
H-103C	.132 (3.4mm)
H-103C-1	.150 (3.8mm)



2. MATERIAL 1: NYLON 6/6, 94V-0, BLACK.
1. GENERAL SPECIFICATIONS: BIVAR MOLDED COMPONENT SPECIFICATION BV00-E101.

STANDARD TOLERANCE (UNLESS OTHERWISE SPECIFIED)		 <b>BIVAR</b> <sup>®</sup> 4 THOMAS, IRVINE, CA. 92618 TEL: (949) 951-8808 FAX: (949) 951-3974	
DECIMALS	ANGULAR		
.X ± .1	X° ± 1°	 <b>TITLE:</b> T-1 (3mm) LED HOLDER, 90° MOUNT, INTERLOCKING VARIABLE DIAMETER	
.XX ± .01			
.XXX ± .005			
DESIGNED: <b>M. Chen</b>	DATE: <b>01/21/03</b>	<b>PART NO:</b> H-10XC-X	REVISION: <b>J</b>
CHECKED: <b>D. Green</b>	DATE: <b>01/21/03</b>	<b>CAGE CODE :</b> 32559	<b>SHEET #</b> 1 OF 1
CAD GENERATED DOCUMENT. DO NOT MEASURE DRAWING.			