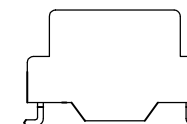
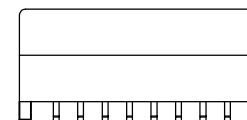




NOTES:

1. ROHS COMPLIANT
2. HEADER: DAP (DIALLYL PHTHALATE) WITH FLAMMABILITY RATING UL 94V-0 OR BETTER.
3. STORAGE TEMPERATURE: -20°C TO +125°C
4. COMPLIANCE TO J-STD:
  - A. J-STD-002: SOLDERABILITY AT 245°C REFLOW PROFILE
  - B. J-STD-020: LEVEL 1, NO MOISTURE SENSITIVE
  - C. J-STD-075: R7, 245°C MAXIMUM THROUGH REFLOW SOLDER
5. TO ORDER TAPE & REEL PACKAGING ADD A "T" SUFFIX TO THE PART NUMBER(i.e H1197FNL BECOMES H1197FNLT).



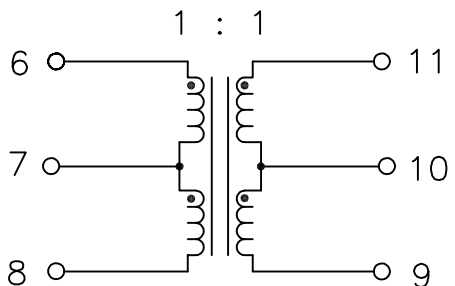
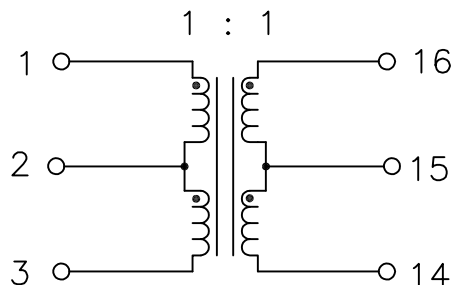
FINAL OUTLINE

© Copyright, 2017. Pulse Electronics Corp. All rights reserved. Pulse confidential & proprietary. (08/16/17)

PRODUCT DESCRIPTION	TLA DRAWING	PS DRAWING	SHEET	PART NO.	DATASHEET REV.
XFRM,SIN,100D,1:1,SM,TU	H1197FNL-13	PS-2005.002-D	1 OF 3	H1197FNL	B



ELECTRICAL CHARACTERISTICS AT +25°C UNLESS OTHERWISE SPECIFIED  
(FOR REFERENCE ONLY. USED FOR CUSTOMER INFORMATION.)



SCHEMATIC

PARAMETER	SPECIFICATIONS	
OPERATING TEMP	0°C TO +70°C	
TURNS RATIO	1.00 ± 2%	
POLARITY	PER SCHEMATIC	
INSERTION LOSS	100 KHz	1-125 MHz
	-.3 dB MAX	$-.3-.002*f^{1.31}$
RETURN LOSS (Z OUT = 100 OHM ±15%)	.1-40 MHz	40-100 MHz
	-18 dB MIN	$-12+20*LOG_{10}(f/80 \text{ MHz})$ dB MIN
INDUCTANCE (OCL) (MEDIA SIDE, 0°C~+70°C)	1200 uH MINIMUM ( MEASURED AT 100 KHz, 100 mVRMS ) AND WITH 8 mA DC BIAS )	
TURNS RATIO	(1-3) : (16-14) = 1:1 ±1% (6-8) : (11-9) = 1:1 ±1%	
DC RESISTANCE	0.8 OHMS MAX	
LEAKAGE INDUCTANCE	0.35 uH MAX	
DC RESISTANCE BALANCE	±.065 OHMS	
INPUT - OUTPUT ISOLATION	1500 VRMS MIN @ 60 SECONDS	

NOTE: f IS FREQUENCY IN MHz.

© Copyright, 2017. Pulse Electronics Corp. All rights reserved. Pulse confidential & proprietary. (08/16/17)

PRODUCT DESCRIPTION	TLA DRAWING	PS DRAWING	SHEET	PART NO.	DATASHEET REV.
XFRM,SIN,100D,1:1,SM,TU	H1197FNL-13	PS-2005.002-D	2 OF 3	H1197FNL	B