


HE700

Miniature Dual In-line Reed Relay



Description

The HE700 is a miniature reed relay in a DIL package with a choice of normally open, normally open high voltage, normally closed or changeover contacts capable of switching up to 300Vdc at 10W. It is available with 5V, 12V, and 24V coils and diode suppression and also available with magnetic shield option.

Features

- Miniature dual in-line package
- Optional coil suppression diode to protect coil drive circuits
- External magnetic shield option
- Diode suppression option
- RoHS Compliant
- UL Recognized to UL 508 as an Industrial Control Switch

Benefits

- One relay, various contacts choices reducing space and cost without compromising flexibility
- Lower power coil consumption than competing electromechanical devices.
- Hermetically sealed switching contact is immune to the effects of its environment
- Transfer molded package gives maximum component protection

Applications

- Security Systems
- Telecom Equipments
- Process Control Systems
- Industrial Equipments
- Instrumentation

Additional Information



Resources



Accessories



Samples

Agency Approvals

| Agency | Agency File Number |
|--------|--------------------|
| US | E47258 |

Note: Not all parts are UL Recognized. Contact Littelfuse for specific parts and agency approval ratings.

HE700

Miniature Dual In-line Reed Relay

Dimensions

Dimensions in mm (inch)

| Relay Type | Body Type | L | W | H |
|------------|-----------------|--------------|-------------|-------------|
| HE700 | Transfer Molded | 19.05 (.750) | 7.22 (.284) | 5.50 (.217) |
| | External Shield | 20.14 (.793) | 7.62 (.300) | 5.82 (.229) |

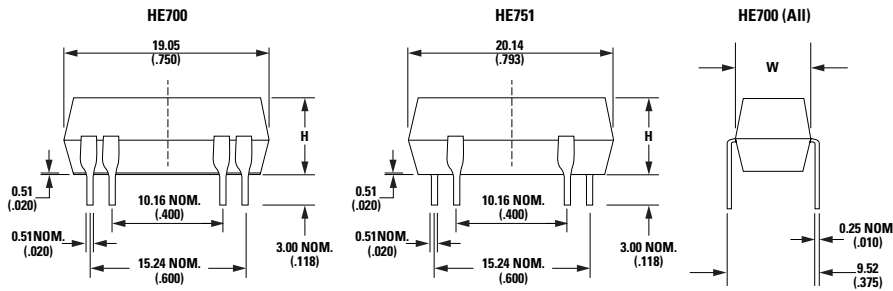


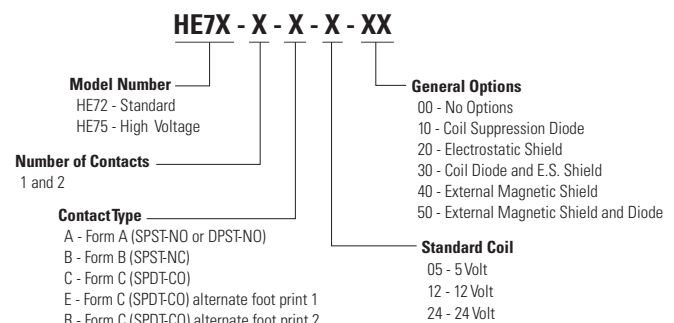
Table 2: Electrical and Operating Characteristics @ 25°C

| Characteristics | | | Contact Type | | | |
|-----------------------------|---------------------------------------|-----------------------|----------------------------|-------------------------|--------------------------|-------------------------|
| | | | Form A SPST, DPST Standard | Form C SPDT-CO Standard | Form A SPST High Voltage | Form B SPST-NC Standard |
| | | | Relay Types | | | |
| | | | HE721, HE722 | HE721C/E/R | HE751 | HE721 |
| Contact Rating ¹ | Power, Switching | Watt - max. | 10 | 5 | 10 | 10 |
| | Voltage, Switching ² | Vdc - max. | 200 | 175 | 300 | 200 |
| | | Vac - max. | 140 | 120 | 265 | 140 |
| | Current, Switching ³ | Adc - max. | 0.5 | 0.25 | 0.5 | 0.5 |
| Aac - max. | | 0.35 | 0.18 | 0.35 | 0.35 | |
| Current, Carry | Adc - max. | 1.2 | 1.5 | 1.2 | 1.5 | |
| | Voltage Hold-off ⁴ | Across Open Contacts | 250 | 200 | 450 | 250 |
| Contacts to Coil | | 500 | 500 | 4000 | 500 | |
| Coil to E. Shield | | 150 | 150 | N/A | N/A | |
| Between Isolated Terminals | | 500 | N/A | N/A | N/A | |
| Resistance | Contact, Initial | Ω max. | 0.150 | 0.200 | 0.150 | 0.150 |
| | Insulation Across Open Contacts | Ω min. | 10 ¹⁰ | 10 ¹⁰ | 10 ¹⁰ | 10 ¹⁰ |
| | Insulation Between Isolated Terminals | Ω min. | 10 ¹⁰ | 10 ¹⁰ | 10 ¹⁰ | 10 ¹⁰ |
| Timing | Operate Time | ms - max. | 1.0 | 3.0 | 1.0 | 1.0 |
| | Release Time | ms - max. | 1.0 | 3.0 | 1.0 | 1.0 |
| Environmental | Temperature, Operating | °C | -40 to +85 | -40 to +85 | -20 to +85 | -40 to +85 |
| | Temperature, Storage ⁵ | °C | -40 to +105 | -40 to +105 | -40 to +105 | -40 to +105 |
| | Vibration Resistance | G - max. 10-2000 Hz. | 20 | 20 | 20 | 20 |
| | Shock Resistance | G - max. 11 ms ½ sine | 50 | 50 | 50 | 50 |

Notes:

- Contact rating - Product of the switching voltage and current should never exceed the wattage rating. Contact Littelfuse for additional load/lofe information.
- When switching inductive and/or capacitive loads, the effects of transient voltages and/or currents should be considered. Refer to Application Notes AN108A & AN107 for details.
- Electrical Load Life Expectancy - Contact Littelfuse with voltage current values along with type of load.
- Breakdown Voltage - Per MIL-STD-202, Method 301.
- Storage Temperature - Long time exposure at elevated temperature may degrade solderability of the leads.

Part Numbering System



Note: Not all combinations of Part Number suffixes are available. Contact Littelfuse for details.