

TRON® In-Line Fuseholders

Single-Pole for 1³/₃₂" × 1¹/₂" Fuses

HEB Series



Non-Break-A-Way Holders

Catalog Symbol: HEB-AA*, HEB-AB*, HEB-AC*, HEB-AD*, HEB-AE*, HEB-AJ, HEB-AK, HEB-AL, HEB-AR*, HEB-AY, HEB-BA*, HEB-BB*, HEB-BC*, HEB-BD*, HEB-CC*, HEB-DD*, HEB-JJ, HEB-JK, HEB-JL, HEB-JY, HEB-LL, HEB-NN*, HEB-PP*, HEB-OO*, HEB-RR*, HEB-SS, HEB-TT*, HEB-ZA.

In-Line Fuseholders

Single-Pole

Waterproof

Agency Approvals:

*U.L. Recognized, Guide IZLT2, File E14853

*CSA Certified, Class 6225-01, File 47235

Temperature Rating (RTI): Body: 150°C

Break-A-Way: 125°C

For break-a-way holders See Page 2

HEB — For any 1³/₃₂" × 1¹/₂" fuse. Fuseholder rated 30A, 600V (CSA Listed 15A max.). Typical fuse types: BAF, FNM, FNQ, and KTK (1¹/₁₀-30A).

Example:

A single-pole, in-line holder for 1³/₃₂" × 1¹/₂" fuses. A single #12 solid wire is on the load side. A copper crimp is desired. Two #6 solid wire is on the line side. A copper set-screw is desired.

1. Choose HEB- Series.
2. Choose "A" for load side.
3. Choose "K" for line side.

Complete Catalog Number: HEB-AK.












Recommended torque on coupling nut: 10-20 in-lb.

Packaging & Ordering Information:

HEB	—	
	Load Terminal	Line Terminal

For Insulating boots See Page 2

Catalog and Specification Data - Non-Break-A-Way

Type Terminal	Conductor Data				Catalog Symbol Load & Line (2) & (3)						
	Conductor Size	No. Per Terminal	Solid	Stranded							
Copper Crimp 		#12 to #8	1	•	•	A					
		#12	2	•	•						
		#10	2	•	•						
		#6	1	•	•						
		#4	1	•	•						
	Copper Set-Screw 		#12 to #3	1	•	•	J				
			#12 to #3	2	•	•		K			
				Solid Copper Terminal for Aluminum Wire Connector 	#8 to #12	1			•	—	S
					#10 to #4	1			—	•	
					Aluminum Crimp 				#8	1	
#6	1	•	—								
#6	1	—	•	P							
#4	1	•	—								
#3, #4	1	—	•	Q							
#2	1	•	—								
Aluminum Set-Screw 		#1, #2	1	—	•	R					
		#1/0	1	—	•		T				
		Aluminum Set-Screw 		#12 to #2	1			•	•	L	
#12 to #2	2			•	•	Y					

TRON® In-Line Fuseholders

Single-Pole for 1³/₃₂" × 1¹/₂" Fuses

HEB Series

Break-A-Way Holders

Break-A-Way Holders consist of two parts for a complete unit. One part is the Fuseholder, which contains the Load Terminal, and the other part is the Break-A-Way, which contains the Line Terminal. These can be ordered as a complete unit or as individual parts.

Catalog Symbols:

Break-A-Way Unit:

(Includes Fuseholder, Break-A-Way part and Insulating Boots)

HEB-AW-RLA, HEB-AW-RLC-A*, HEB-AW-RLC-B, HEB-AW-RLC-C, HEB-AW-RLC-J, HEB-AW-RYA, HEB-AW-RYC, HEB-BW-RLC-A, HEB-BW-RLC-B, HEB-BW-RYC, HEB-JW-RLC-J, HEB-JW-RYC, HEB-KW-RLC-J, HEB-KW-RYC, HEB-LW-RLA, HEB-LW-RLC-J, HEB-LW-RYA

Fuseholder Only: HEB-AW*, HEB-BW*, HEB-DW*, HEB-JW, HEB-LW

Break-A-Way Part: RLC-A, RLC-B, RLC-C RLC-J, RYC, RLA, RYA

In-Line Fuseholders

Single-Pole

Agency Approvals:

*U.L. Recognized

*CSA Certified

Material Temperature Rating (RTI): Body: 150°C
Break-A-Way: 125°C

Insulating Boots









Catalog Numbers	Type
1A0512	Single Conductor
1A0513	Two Conductor

Two Insulating boots come standard with the Break-A-Way units (ex. HEB-AW-RLC-A). The insulating boots are not included with the Non-Break-A-Way Holders (ex. HEB-AA) or the individual pieces of the Break-A-Way parts (ex. HEB-AW, RLC-A). Two insulating boots must be ordered for each holder when ordering them separately. When insulated boots are utilized, extra heat retention requires that fuses are sized at a minimum of 200% of the RMS load current.

Catalog and Specification Data

Break-A-Way Receptacles

Type Terminal	Conductor Data	Catalog Symbol	
		Line Side (3)	W
	#12 to #8	• •	-RLC-A
	#6	• •	-RLC-B
	#4	• •	-RLC-C
	#12 to #2	• •	-RLC-J
		#12 to #2	• •
		#12 to #2	• •
		#12 to #2	• •
		(Required with Break-A-Way Receptacle)	W

Example:

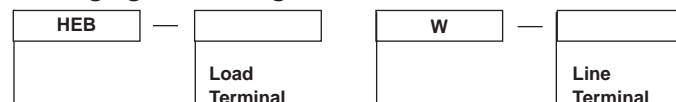
A single-pole, break-a-way, in-line holder for 1³/₃₂" × 1¹/₂" fuses. A single #12 solid wire is on the load side. A copper crimp is desired. Two #6 solid wire is on the line side. A copper set-screw is desired.

1. Choose HEB- Series.
2. Choose "AW" for load side.
3. Choose "RYC" for line side.

Complete Catalog Number: HEB-AW-RYC.

Recommended torque on coupling nut: 10-20 in-lb.

Packaging & Ordering Information:



The only controlled copy of this BIF document is the electronic read-only version located on the Bussmann Network Drive. All other copies of this document are by definition uncontrolled. This bulletin is intended to clearly present comprehensive product data and provide technical information that will help the end user with design applications. Bussmann reserves the right, without notice, to change design or construction of any products and to discontinue or limit distribution of any products. Bussmann also reserves the right to change or update, without notice, any technical information contained in this bulletin. Once a product has been selected, it should be tested by the user in all possible applications.