

# TRON® In-Line Fuseholders

## Single-Pole for SC Type Fuses

# HEC, HEG, HEH Series



Non-Breakaway Holders  
 HEC Series Catalog Symbol: HEC-AA  
 In-Line Fuseholders, Single-Pole  
 Water-Resistant

For breakaway holders, see page 2.  
 Copper Crimp Terminals for (1) #12 to #8 solid or stranded copper wires or (2) #12 solid or stranded copper wires  
 HEC — For SC-25, & SC-30 fuses.; 30A, 480V (or less). Fuse size 1 $\frac{3}{32}$ " x 1 $\frac{1}{8}$ ". Holder rated 30A, 600V.



Non-Breakaway Holders  
 HEH Series Catalog Symbol: HEH-AA, HEH-AB, and HEH-AD  
 In-Line Fuseholders, Single-Pole  
 Water-Resistant

Agency Information:  
 CSA Certified, Class 6225-01, File 47235  
 HEH — For Type SC-20 fuses; 20A, 600V (or less). Also fuse types BBS & KTO (nominal size 1 $\frac{3}{32}$ " x 1 $\frac{3}{8}$ "). Holder rated 20A, 600V. (CSA current rating - 15A)

### Ordering Information:

	—				
Fuse Holder (HEC, HEG, HEH)		Load Terminal		Line Terminal	



Non-Breakaway Holders  
 HEG Series Catalog Symbol: HEG-AA  
 In-Line Fuseholders, Single-Pole  
 Water-Resistant

Copper Crimp Terminals for (1) #12 to #8 solid or stranded copper wires or (2) #12 solid or stranded copper wires  
 HEG — For SC fuses; 0-15A, 600V (or less). Fuse size 1 $\frac{3}{32}$ " x 1 $\frac{1}{16}$ ". Holder rated 15A, 600V.

**Example:**  
 A single-pole, in-line holder for a SC-20 fuse. A single #8 stranded copper wire is on the load. Copper crimp connection desired. Two #6 stranded copper wires are on the line side. Copper crimp is the desired connection.

1. Choose HEH- Series.
  2. Choose "A" for load side.
  3. Choose "D" for line side.
- Complete Part Number: HEH-AD

Recommended Torque on Coupling Nut: 10-20 in-lb.

### Catalog Data — Insulating Boots

Catalog Numbers	Type
2A0660	Single Conductor
2A0661	Two Conductor

Insulating boots are not included with non-breakaway parts and must be ordered separately. They come standard with the breakaway series. When boots are utilized, extra heat retention requires that fuses are sized at a minimum of 200% of the RMS load current.

# TRON® In-Line Fuseholders

## Single-Pole for SC Type Fuses

# HEC, HEG, HEH Series

### Breakaway Holders

HEC Series Catalog Symbol: HEC-RW-RLB-R  
In-Line Fuseholders, Double-Pole

#### Example:



A single-pole, in-line, breakaway holder for a SC-25 fuse. A single #2 stranded, aluminum wire, crimp connection on the load side. A single #2 stranded aluminum wire, crimp connection is also on the line side.

1. Choose HEC- Series.
2. Choose "R" designation from page 1 for load side.
3. Choose "W" for breakaway option.
4. Choose "RLB-R" for breakaway receptacle on line side.

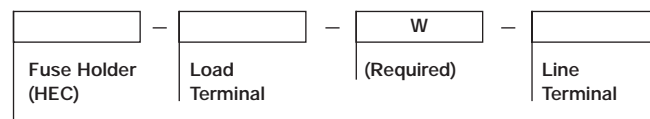
Full Catalog Number: HEC-RW-RLB-R.

### Catalog and Specification Data

#### Breakaway Receptacles

Terminal Type	Conductor Data		Catalog Symbol Line Terminals
	Size	No. Per Terminal	
<b>Aluminum Crimp</b> 	#1 to #2	1	-RLB-R
<b>Solid Breakaway</b> 	(Required with breakaway receptacle)		W

#### Ordering Information:



Recommended Torque on Coupling Nut: 10-20 in-lb.

The only controlled copy of this Data Sheet is the electronic read-only version located on the Bussmann Network Drive. All other copies of this document are by definition uncontrolled. This bulletin is intended to clearly present comprehensive product data and provide technical information that will help the end user with design applications. Bussmann reserves the right, without notice, to change design or construction of any products and to discontinue or limit distribution of any products. Bussmann also reserves the right to change or update, without notice, any technical information contained in this bulletin. Once a product has been selected, it should be tested by the user in all possible applications.