



CERAMIC

High Pass Filter


HFCN-4400+

Mini-Circuits

50Ω 5000 to 10100 MHz

THE BIG DEAL

- Small size
- 5 sections
- Temperature stable
- Excellent power handling, 7W
- Hermetically sealed
- LTCC construction
- Low cost
- Protected by US Patent 7,760,485



Generic photo used for illustration purposes only

CASE STYLE: FV1206-1

+RoHS Compliant

The +Suffix identifies RoHS Compliance. See our website for methodologies and qualifications

APPLICATIONS

- Sub-harmonic rejection
- Transmitters/receivers

ELECTRICAL SPECIFICATIONS^{1,2} AT 25°C

Parameter	Frequency (MHz)	Min.	Typ.	Max.	Units
Stop Band	Rejection Loss	3600	—	30	—
		3500	20	—	—
	Freq. Cut-Off	4400	—	3.0	—
	VSWR	3500-3600	—	20	—
Pass Band	Insertion Loss	5000-10100	—	—	2.0
		5000-9900	—	—	1.5
	VSWR	4600-10100	—	1.5	—

1. In Application where DC voltage is present at either input or output ports, coupling capacitors are required. Alternatively, Mini-Circuits' "D" suffix version of this model will provide >100 MOhm isolation to ground.

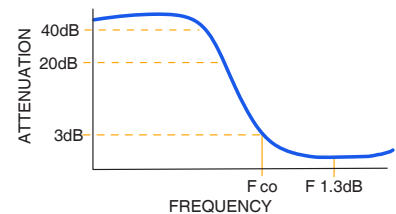
2. Measured on Mini-Circuits Characterization Test Board TB-285.

MAXIMUM RATINGS

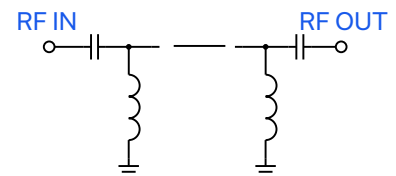
Parameter	Ratings
Operating temperature	-55°C to 100°C
Storage temperature	-55°C to 100°C
RF Power Input ³	7 W max. at 25°C

3. Passband rating, derate linearly to 3W at 100°C ambient. Permanent damage may occur if any of these limits are exceeded.

TYPICAL FREQUENCY RESPONSE



FUNCTIONAL SCHEMATIC



REV. F
ECO-012367
HFCN-4400+
RAV/CP/AM
230822





PIN CONNECTIONS

RF IN	1
RF OUT	3
GROUND	2,4,5,6

PRODUCT MARKING: N/A

DEMO BOARD MCL P/N: TB-285
SUGGESTED PCB LAYOUT (PL-158)



NOTE: 1. TRACE WIDTH IS SHOWN FOR ROGERS R04350 WITH DIELECTRIC THICKNESS: $.020 \pm .0015$; COPPER: 1/2 OZ. EACH SIDE. FOR OTHER MATERIALS TRACE WIDTH MAY NEED TO BE MODIFIED.

2. BOTTOM SIDE OF THE PCB IS CONTINUOUS GROUND PLANE.

- DENOTES PCB COPPER LAYOUT
- DENOTES COPPER LAND PATTERN FREE OF SOLDERMASK

OUTLINE DRAWING



PCB Land Pattern



Suggested Layout,
Tolerance to be within $\pm .002$

OUTLINE DIMENSIONS (Inches mm)

A	B	C	D	E	F
.126	.063	.035	.024	.022	.011
3.20	1.60	0.89	0.61	0.56	0.28
G	H	J	K	wt	
.039	.024	.042	.123	grams	
0.99	0.61	1.07	3.12	.020	

TAPE & REEL INFORMATION: F75