


# Military Fuseholders

## Panel Mount-Lamp Indicating

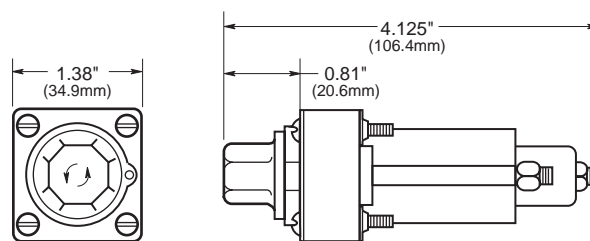
# FHL12U

## HGC

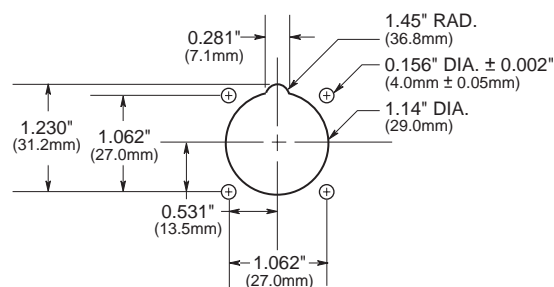


CATALOG SYMBOL: FHL12U  
 LAMP INDICATING  
 MEETS MILITARY SPECIFICATION - MIL-F-19207/3  
 NO AGENCY LISTINGS  
 FOR MILITARY 13/32" x 1-1/2" FUSES:  
 F60, F07, & F09 SERIES  
 COMMERCIAL EQUIVALENT: HGC

### Dimensional Data



### DRILLED MOUNTING HOLE DIMENSIONAL TOLERANCE ± 0.005" (0.13 mm)



### Specifications

Knob	Clear transparent bayonet type (fuses mount in fuse clips of a fuse carrier)
Terminals	Threaded stud type; tooth lockwashers and hex nuts.
Enclosure	Unsealed—(FHL12U) IAW MIL-STD-108.
Panel Thickness	0.125 Max.
Rating	30 amperes. 90—500 volts.
Resistor	330,000 ohms.
Body Material	Grey; meets MIL-M-14; fire retardant IAW MIL-STD-454.
<b>Qualified and tested to MIL-F-19207. Group A, B and C.</b>	
Mechanical Shock	MIL-STD-202. Method 207. Method 1
Terminal Strength	20 lbs.
Torque	15 lbs.-inch.

The only controlled copy of this BIF document is the electronic read-only version located on the Bussmann Network Drive. All other copies of this BIF document are by definition uncontrolled. This bulletin is intended to clearly present comprehensive product data and provide technical information that will help the end user with design applications. Bussmann reserves the right, without notice, to change design or construction of any products and to discontinue or limit distribution of any products. Bussmann also reserves the right to change or update, without notice, any technical information contained in this bulletin. Once a product has been selected, it should be tested by the user in all possible applications.