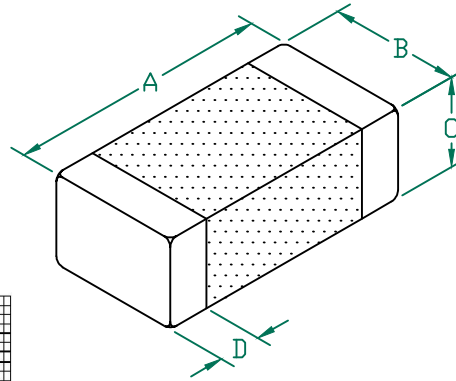


HI1206P221R-10

PHYSICAL DIMENSIONS:

A	3.20 [.126]	+ 0.20 [.008]
B	1.60 [.063]	+ 0.20 [.008]
C	1.10 [.043]	+ 0.20 [.008]
D	0.51 [.020]	+ 0.25 [.010]

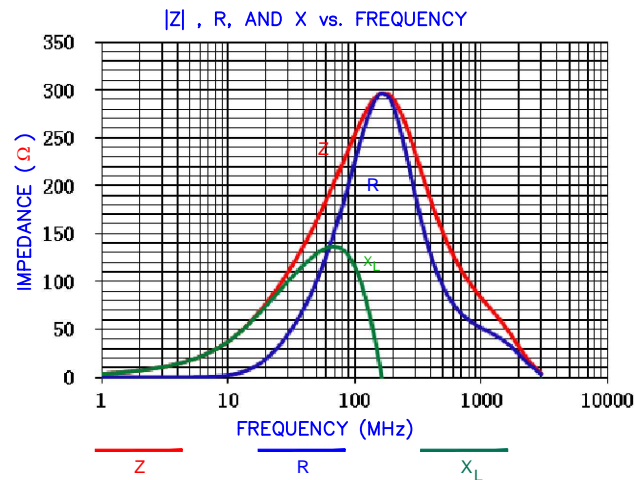
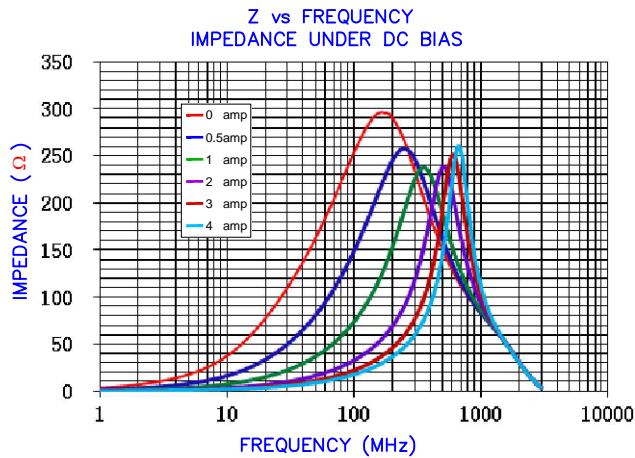


ELECTRICAL CHARACTERISTICS:

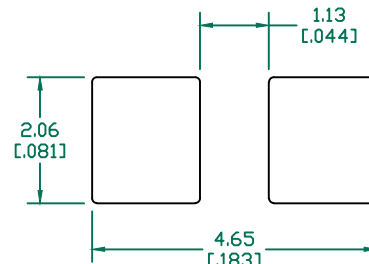
Z @ 100MHz (Ω)	DCR (Ω)	Rated Current
Nominal	220	
Minimum	165	
Maximum	275	4000 mA

NOTES: UNLESS OTHERWISE SPECIFIED

1. TAPED AND REELED per CURRENT EIA SPECIFICATIONS 7" REELS, 3000 PCS/REEL.
2. TERMINATION FINISH IS 100% TIN.
3. COMPONENTS SHOULD BE ADEQUATELY PREHEATED BEFORE SOLDERING.
4. OPERATING TEMPERATURE: -40°C~+125°C. (INCLUDING SELF-HEATING)

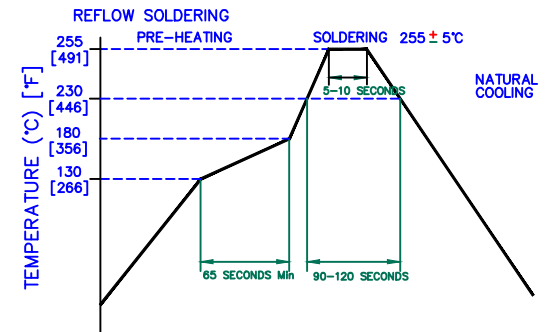


LAND PATTERNS FOR REFLOW SOLDERING



(For wave soldering, add 0.762 [0.030] to this dimension)

RECOMMENDED SOLDERING CONDITIONS



DIMENSIONS ARE IN mm [INCHES].				This print is the property of Laird Tech. and is loaned in confidence subject to return upon request and with the understanding that no copies shall be made without the written consent of Laird Tech. All rights to design or invention are reserved.		Laird	
				PROJECT/PART NUMBER: HI1206P221R-10	REV A	PART TYPE: CO-FIRE	DRAWN BY: QU
				DATE: 09/18/14	SCALE: NTS	SHEET: 1 of 1	
A	ORIGINAL DRAFT	09/18/14	QU	CAD # HI1206P221R-10 -A	TOOL # -		
REV	DESCRIPTION	DATE	INT				