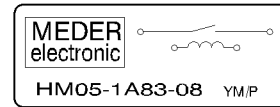
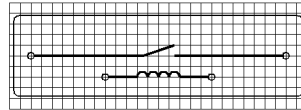
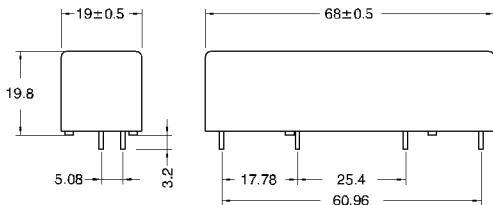


**LAYOUT**  
pitch 2.54 mm/Top view



Pins: Ø0.8 mm  
 L = 3.2±0.3 mm  
 Material: Cu-alloy tinned

**MARKING**  
**Aufdruck**

MEDER-Label  
 Type/Layout  
 Production code,  
 EN60062/Factory code

Abmessungen / dimensions ( mm )  
 tolerances according to DIN ISO 2768 m

Coil Data at 20 °C	Conditions	Min	Typ	Max	Unit
Coil resistance		40	45	50	Ohm
Coil voltage			5		VDC
Rated power			556		mW
Pull-In voltage				3,8	VDC
Drop-Out voltage		0,5			VDC

Contact data 83	Conditions	Min	Typ	Max	Unit
Contact rating	Any DC combination of V & A not to exceed their individual max.'s			50	W
Switching voltage	DC or Peak AC			7.500	V
Switching current	DC or Peak AC			3	A
Carry current	DC or Peak AC			5	A
Contact resistance static	Measured with 40% overdrive Start Value			150	mOhm
Insulation resistance	RH <45 %, 100 V test voltage	10			TOhm
Breakdown voltage	according to IEC 255-5	10			kV DC
Operate time incl. bounce	measured with 40% overdrive			3,2	ms
Release time	measured with no coil excitation			1,5	ms
Capacitance	@ 10 kHz across open switch		0,8		pF

Special Product Data	Conditions	Min	Typ	Max	Unit
Number of contacts				1	
Contact - form				A - NO	
Dielectric Strength Coil/Contact	according to IEC 255-5	15			kV DC
Insulation resistance Coil/Contact	RH <45%, 200 VDC test voltage	10			TOhm
Case colour				gray	
Housing material				Polycarbonat	
Sealing compound				Polyurethan	
Connection pins				Copper alloy tin plated	
Magnetic Shield				no	
Reach / RoHS conformity				yes	

Modifications in the sense of technical progress are reserved

Designed at: 09.08.07 Designed by: WKOVACS  
 Last Change at: 18.03.11 Last Change by: WKOVACS

Approval at: 18.03.11 Approval by: CRUF  
 Approval at: Approval by:

Version: 03



*Products for tomorrow...*

Europe: +49 / 7731 8399 0 | Email: info@meder.com  
USA: +1 / 508 295 0771 | Email: salesusa@meder.com  
Asia: +852 / 2955 1682 | Email: salesasia@meder.com

Item No.:  
**8405183008**  
Item:  
**HM05-1A83-08**

Environmental data	Conditions	Min	Typ	Max	Unit
Shock	1/2 sine wave duration 11ms			50	g
Vibration	from 10 - 2000 Hz			20	g
Operating temperature		-20		70	°C
Storage temperature		-25		85	°C
Soldering temperature	wave soldering max. 5 sec.			260	°C
Washability		fully sealed			

General data	Conditions	Min	Typ	Max	Unit
Total weight			42,5		g
Packaging		carton box 10 pcs./each			

Modifications in the sense of technical progress are reserved

Designed at: 09.08.07    Designed by: WKOVACS  
Last Change at: 18.03.11    Last Change by: WKOVACS

Approval at: 18.03.11    Approval by: CRUF  
Approval at:                    Approval by:

Version: 03