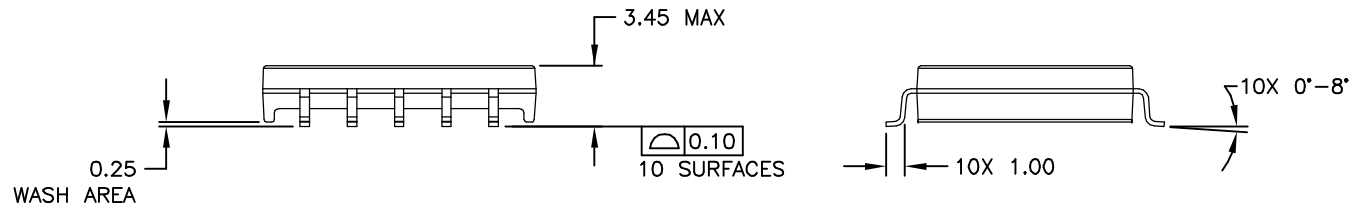
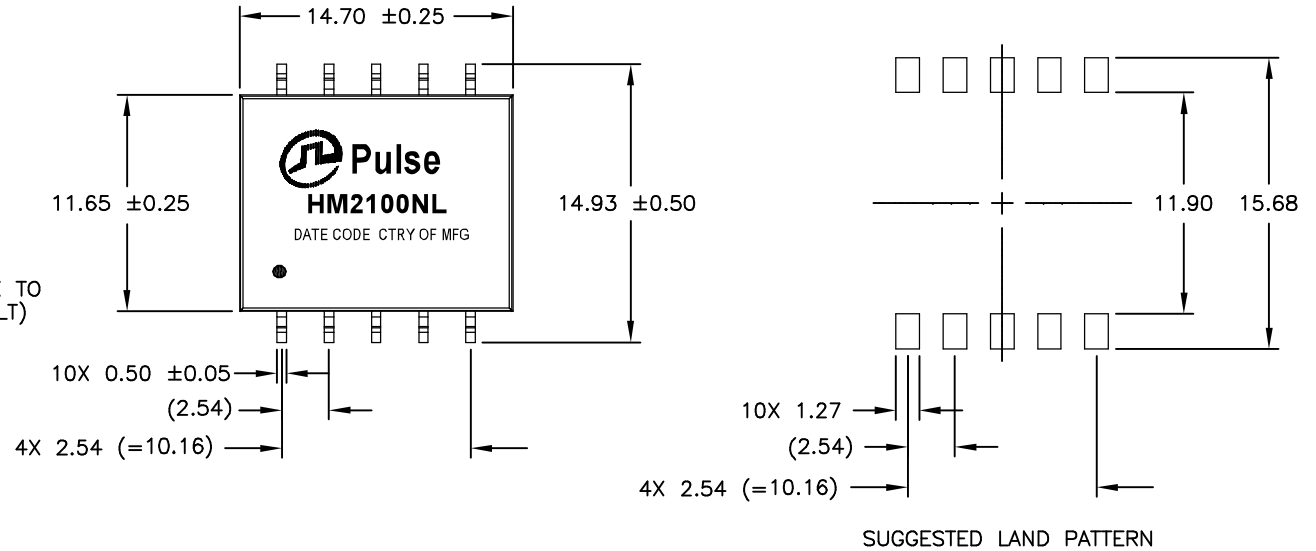


NOTES: UNLESS OTHERWISE SPECIFIED

1.

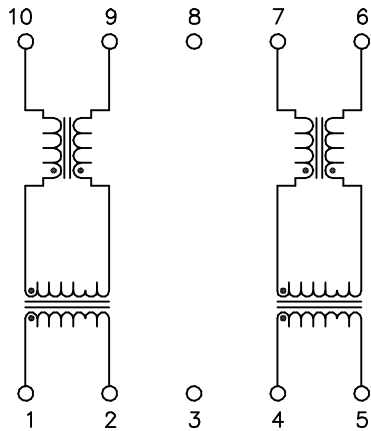

| | |
|-----------|--------------------------------------------------------------------------------------------------------------------|
| NOTICE: | THIS IS A RoHS COMPLIANT COMPONENT/PRODUCT. ALL ENGINEERING CHANGES MUST HAVE PRIOR APPROVAL BY THE DESIGN CENTER. |
| RoHS ✓ | |

2. SOLDERABILITY: CONFORMS TO ANSI/J-STD-002, IPC/EIA J-STD-003A.
3. OPERATING TEMPERATURE: -40°C TO +125°C
4. STORAGE TEMPERATURE: -50°C TO +125°C
5. JEDEC MOISTURE: LEVEL 1.
6. AEC-Q200 QUALIFIED
7. TO ORDER TAPE & REEL PACKAGING ADD A "T" SUFFIX TO THE PART NUMBER (ie. HM2100NL BECOMES HM2100NLT)
8. UNLESS OTHERWISE SPECIFIED, ALL DIMENSIONS ARE IN MILLIMETERS. TOLERANCES ARE:
DECIMALS
.X ±.2
.XX ±.1



© Copyright, 2017. Pulse Electronics Corp. All rights reserved. Pulse confidential & proprietary. (09/13/17)

| PRODUCT DESCRIPTION | TLA DRAWING | PS DRAWING | SHEET | PART NO. | DATASHEET REV. |
|------------------------------------|-------------|---------------|--------|----------|----------------|
| TRANSFORMER/CMC,4.3kV ISO,DUAL,SMT | HM2100NL-A | PS-2855.001-D | 1 OF 2 | HM2100NL | M |



SCHEMATIC

ELECTRICAL CHARACTERISTICS AT +25°C UNLESS OTHER SPECIFIED

| PARAMETER | SPECIFICATIONS | |
|-------------------------------------------------------------|---------------------------------------------------------------|---------------|
| QUALIFICATION | PER AEC-Q200 | |
| DESIGN CONSTRUCTION | FUNCTIONAL INSULATION | |
| CREEPAGE DISTANCE | > 10mm | |
| OPERATING TEMPERATURE | -40°C TO 125 °C | |
| TURNS RATIO | 1.00 ± 2% | |
| POLARITY | PER SCHEMATIC | |
| DC RESISTANCE | TRANSFORMER SIDE | CM CHOKE SIDE |
| | 0.45 OHMS MAX | 0.85 OHMS MAX |
| INDUCTANCE (OCL) AT 100 kHz, 100 mV (-40°C TO +125°C) | 150 uH MIN, 450 uH MAX | |
| LEAKAGE INDUCTANCE | 0.50 uH MAX, @ 100 kHz | |
| INSERTION LOSS | 0.25 dB MAX @ 4 MHz | |
| RETURN LOSS (Z OUT = 100 OHM ±1%) | 20 dB MIN @ 4 MHz | |
| CROSSTALK, ADJACENT CHANNELS | -50 dB MIN @ 4 MHz | |
| COMMON MODE REJECTION RATIO | 1 - 10 MHz | 10-1000 MHz |
| | -35 dB MIN | -20 dB MIN |
| INPUT - OUTPUT ISOLATION | 4300 VDC FOR 60 SECONDS WITH 1.0 mA MAX OF LEAKAGE CURRENT | |
| INSULATION RESISTANCE | 400 MEGAOHMS MINIMUM | |
| WORKING VOLTAGE | 1000 VDC FOR 15 YEARS | |

© Copyright, 2017. Pulse Electronics Corp. All rights reserved. Pulse confidential & proprietary. (09/13/17)

| PRODUCT DESCRIPTION | TLA DRAWING | PS DRAWING | SHEET | PART NO. | DATASHEET REV. |
|------------------------------------|-------------|---------------|--------|----------|----------------|
| TRANSFORMER/CMC,4.3kV ISO,DUAL,SMT | HM2100NL-A | PS-2855.001-D | 2 OF 2 | HM2100NL | M |