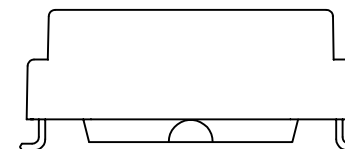
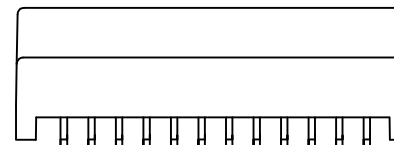



NOTES:

1. ROHS COMPLIANT
2. HEADER: PHENOLIC WITH FLAMMABILITY RATING UL 94V-0 OR BETTER.
3. STORAGE TEMPERATURE: -50°C TO +125°C
4. COMPLIANCE TO J-STD:
 - A. J-STD-002: SOLDERABILITY AT 245°C REFLOW PROFILE
 - B. J-STD-020: LEVEL 1, NO MOISTURE SENSITIVE
 - C. J-STD-075: R7, 245°C MAXIMUM THROUGH REFLOW SOLDER
5. TO ORDER TAPE & REEL PACKAGING ADD A "T" SUFFIX TO THE PART NUMBER(i.e HM6098FNL BECOMES HM6098FNLT).

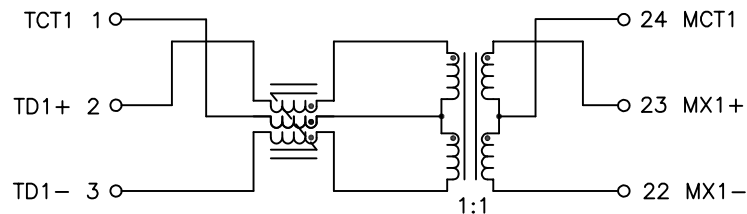


FINAL OUTLINE

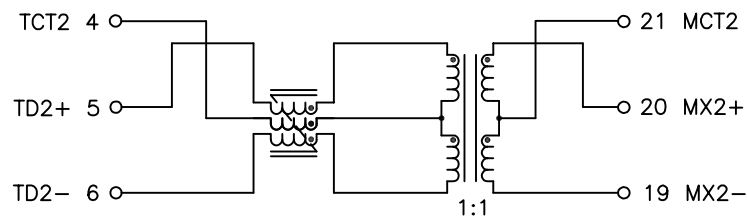
© Copyright, 2016. Pulse Electronics Corp. All rights reserved. Pulse confidential & proprietary. (09/19/16)

PRODUCT DESCRIPTION	TLA DRAWING	PS DRAWING	SHEET	PART NO.	DATASHEET REV.
MDL,SIN,1GPP,1:1,SM,TU	HM6098FNL-10	PS-2744.001-D	1 OF 3	HM6098FNL	C

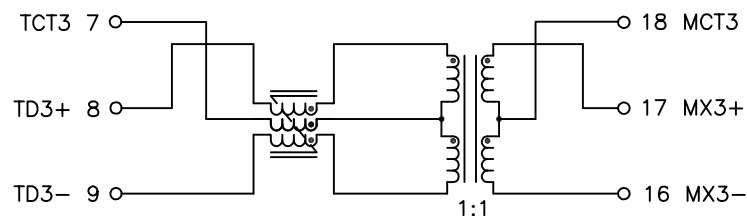
CHANNEL A



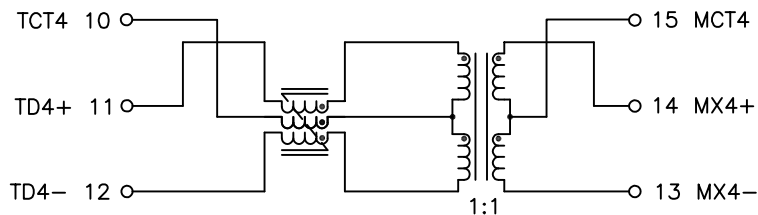
CHANNEL B



CHANNEL C



CHANNEL D



SCHMATIC

ELECTRICAL CHARACTERISTICS AT +25°C UNLESS OTHER SPECIFIED
MEETS IEEE 802.3 SPECIFICATION

PARAMETER	SPECIFICATIONS	
OPERATING TEMPERATURE	-40°C TO +105°C	
URNS RATIO	1.00 ± 2%	
INTERWINDING CAPACITANCE (C _{ww})	20 pF TYP. @ 1 MHz	
LEAKAGE INDUCTANCE (LL)	250 nH TYP. @ 100 kHz, 100 mV	
URNS RATIO	1.00 ± 2%	
INSERTION LOSS	100 KHz	1-125 MHz
	-1.2 dB MAX	-0.2-0.002*f ^{1.4} dB MAX
RETURN LOSS (Z OUT = 100 OHM ±15%)	1-40 MHz	40-100 MHz
	-16 dB MIN	-10+20*LOG ₁₀ (f/80 MHz) dB MIN
INDUCTANCE (OCL) (MEDIA SIDE, -40~+105°C)	120 uH MIN (MEASURED AT 100 KHz, 100 mVRMS) (WITH 18 mA DC BIAS)	
CROSSTALK, ADJACENT CHANNELS	1 MHz	10-100 MHz
	-50 dB MIN	-55+22*LOG ₁₀ (f/10) dB MIN
COMMON MODE REJECTION RATIO	2 MHz	30-200 MHz
	-50 dB MIN	-15+20*LOG ₁₀ (f/200) dB MIN
DC RESISTANCE, 1/2 WINDING	.30 OHMS TYP.	
DC CURRENT/VOLTAGE RATING	1200 mA @ 57 V (CONTINUOUS)	
DC RESISTANCE BALANCE	±.05 OHMS MAX (CENTER TAP SYMMETRY)	
INPUT - OUTPUT ISOLATION	1500 VRMS MIN @ 60 SECONDS	

NOTE: f IS FREQUENCY IN MHz.

© Copyright, 2016. Pulse Electronics Corp. All rights reserved. Pulse confidential & proprietary. (09/19/16)

PRODUCT DESCRIPTION
MDL,SIN,1GPP,1:1,SM,TU

TLA DRAWING
HM6098FNL-10

PS DRAWING
PS-2744.001-D

SHEET
2 OF 3

PART NO.
HM6098FNL

DATASHEET REV.
C