



## GaAs MMIC POSITIVE CONTROL T/R SWITCH, DC - 6 GHz

### Typical Applications

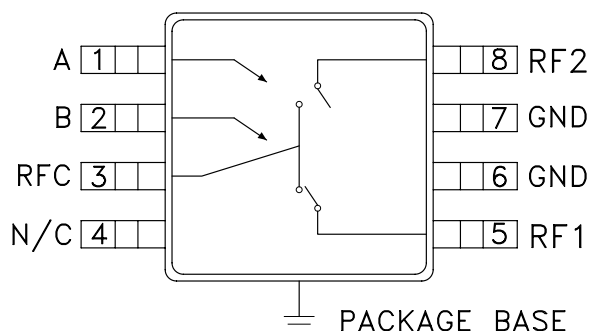
The HMC536MS8G / HMC536MS8GE is ideal for:

- Cellular/PCS/3G Infrastructure
- ISM/MMDS/WIMAX
- CATV/CMTS
- Test Instrumentation

### Features

- Input P0.1dB: +34 dBm @ +5V
- Insertion Loss: 0.5 dB
- Positive Control: +3V or +5V
- MS8G SMT Package, 14.8 mm<sup>2</sup>
- Isolation: 27 dB
- Very Fast Switching Speed
- Included in the HMC-DK005 Designer's Kit

### Functional Diagram



### General Description

The HMC536MS8G & HMC536MS8GE are DC to 6 GHz GaAs MMIC T/R switches in 8 lead MSOP8G surface mount packages with an exposed ground paddle. The switch is ideal for cellular/PCS/3G basestation applications featuring low 0.5 dB insertion loss and +55 dBm input IP3. Power handling is excellent up through 6 GHz with the switch offering a P0.1dB compression point of +29 dBm at +3 volts control. On-chip circuitry allows positive voltage control of 0/+3 volts or 0/+5 volts at very low DC currents.

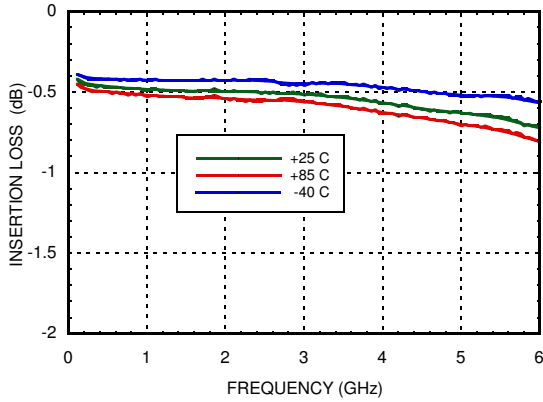
### Electrical Specifications, $T_A = +25^\circ \text{C}$ , $V_{ctl} = 0/+3 \text{Vdc}$ to $+5 \text{Vdc}$ , 50 Ohm System

Parameter	Frequency	Min.	Typ.	Max.	Units
Insertion Loss	DC - 3.0 GHz		0.5	0.8	dB
	DC - 4.5 GHz		0.6	0.9	dB
	DC - 6.0 GHz		0.7	1.0	dB
Isolation (RFC to RF1/RF2)	DC - 4.0 GHz	23	27		dB
	4.0 - 5.0 GHz	26	30		dB
	5.0 - 6.0 GHz	27	32		dB
Return Loss	DC - 3.0 GHz		25		dB
	3.0 - 4.0 GHz		20		dB
	4.0 - 6.0 GHz		12		dB
Input Power for 0.1 dB Compression	(Vctl = 3V)	0.5 - 6.0 GHz	27	29	dBm
	(Vctl = 5V)	0.5 - 6.0 GHz	32	34	dBm
Input Third Order Intercept (Two-Tone Input Power = +7 dBm Each Tone)	(Vctl = 3V, 5V)	0.5 - 1.0 GHz		56	dBm
		1.0 - 3.0 GHz		52	dBm
		3.0 - 6.0 GHz		48	dBm
Switching Speed	tRISE, tFALL (10/90% RF)	DC - 6.0 GHz		15	ns
	tON, tOFF (50% CTL to 10/90% RF)			30	ns

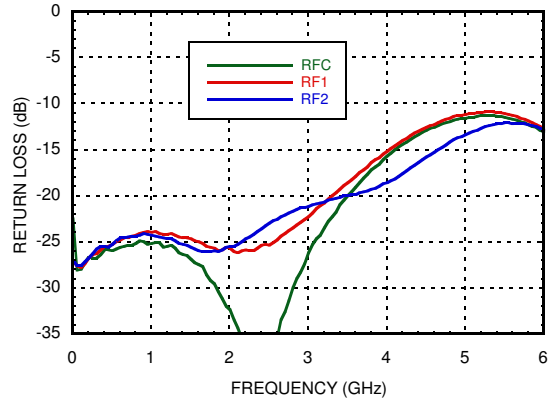


**GaAs MMIC POSITIVE CONTROL  
T/R SWITCH, DC - 6 GHz**

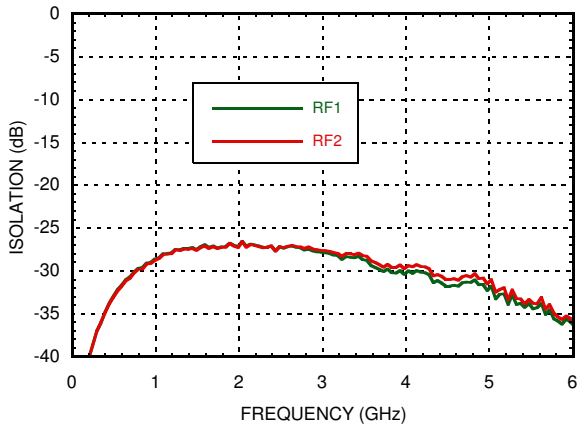
**Insertion Loss**



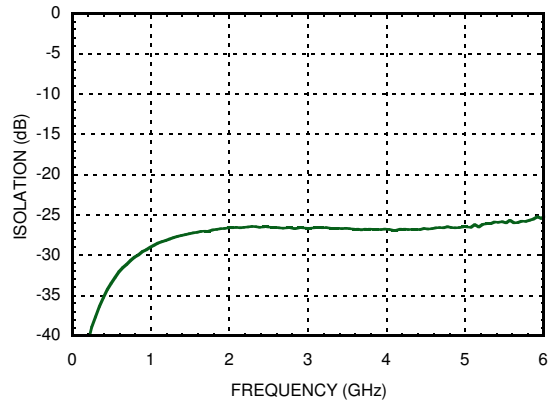
**Return Loss**



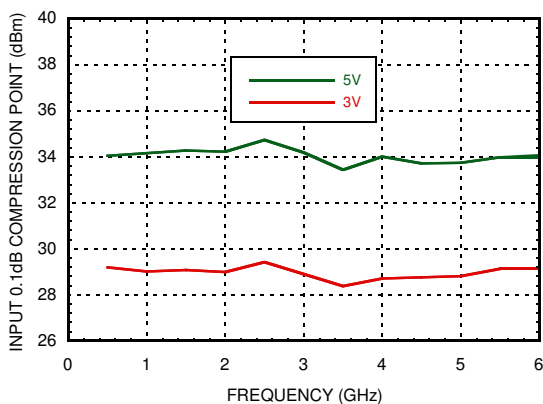
**Isolation Between Ports RFC and RF1 / RF2**



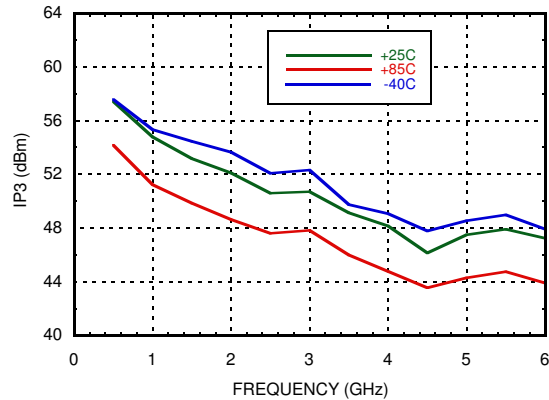
**Isolation Between Ports RF1 and RF2**



**Input 0.1 dB Compression Point**



**Input Third Order Intercept Point, Vctl = 3v**





## GaAs MMIC POSITIVE CONTROL T/R SWITCH, DC - 6 GHz

### Absolute Maximum Ratings

Control Voltage Range	-0.5 to +7.5 Vdc
Hot Switch Power Level (Vctl = +3V)	+29 dBm
Channel Temperature	150 °C
Continuous Pdiss (T = 85 °C) (derate 13 mW/°C above 85 °C)	0.867 W
Thermal Resistance	75 °C/W
Storage Temperature	-65 to +150 °C
Operating Temperature	-40 to +85 °C
ESD Sensitivity (HBM)	Class 1A

### Control Voltages

\*Control Input Tolerances are  $\pm 0.2$  Vdc

State	Bias Condition*
Low	0 Vdc @ 25 $\mu$ A Typical
High	+3 Vdc to +5 Vdc @ 25 $\mu$ A Typical

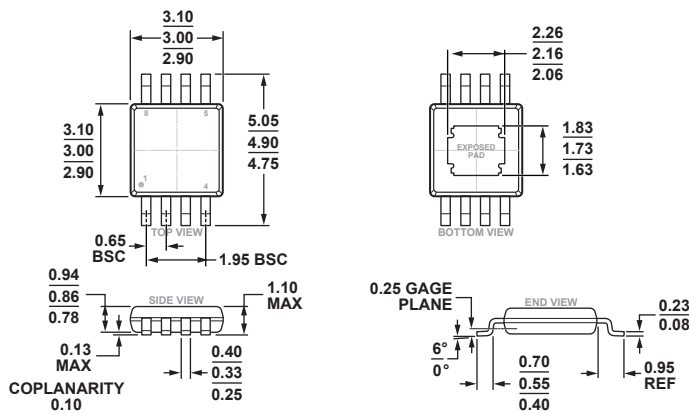
### Truth Table

Control Input		Signal Path State
A	B	RFC to:
Low	High	RF1
High	Low	RF2

DC blocks are required at ports RFC, RF1, RF2.

Choose value for lowest frequency of operation.

### Outline Drawing



COMPLIANT TO JEDEC STANDARDS MO-187-AA-T

8-Lead Mini Small Outline Package with Exposed Pad [MINI\_SO\_EP]  
(RH-8-1)

Dimensions shown in millimeters

### Package Information

Part Number	Package Body Material	Lead Finish	MSL Rating <sup>[1]</sup>	Package Marking <sup>[2]</sup>
HMC536MS8GE	RoHS-compliant Low Stress Injection Molded Plastic	100% matte Sn	MSL3	H536 XXXX
HMC536MS8GETR	RoHS-compliant Low Stress Injection Molded Plastic	100% matte Sn	MSL3	H536 XXXX

[1] Max peak reflow temperature of 260 °C

[2] 4-Digit lot number XXXX