

# HRPM

## Hall-Effect Rotary Position Sensor with integrated connector

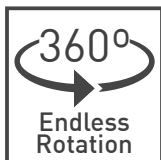


### KEY FEATURES



#### True touchless operation

Without any internal or external gears or linkages the sensor is easily assembled and calibrated and free from wear and tear over lifetime.



#### 360 degree absolute position feedback

Endless mechanical rotational angle without dead band, keeps the position on power loss with configurable electrical angles from 50 to 360 degrees.



#### Made for harsh environments

The rugged package protects the sensor from dust, moisture, vibration and extreme temperatures for usage in the most demanding environments.



#### Unlimited mechanical life

The separation of electronics and magnet module allows for a virtually unlimited lifetime independent of number of revolutions.

### DESCRIPTION

The HRPM Series of Hall-effect Rotary Position Sensors is a cost-effective, non-contacting position sensing solution for applications in harsh environments such as transportation and industrial.

This compact sensor with integrated AMP superseal connector is based on a touchless concept with separate housings for electronics and magnet. The magnet is mounted on the actuated axis and without wear and tear due to radial forces, the reliability and lifetime are increased significantly.

Fully sealed and flanged mounted for easy positioning, the sensor is versatile with configurable angular ranges from 50 to 360 degrees, option for a bare or housed magnet, different pin-outs and support for low and high-voltage power supply.

### APPLICATIONS

#### Industrial

- ▶ Warehouse automatic guided vehicles
- ▶ Valve monitoring
- ▶ HVAC systems

#### Heavy-duty transportation vehicles

- ▶ Steering wheel angle
- ▶ Pedal position for off-road vehicles
- ▶ Suspension/height detection
- ▶ Fork height and mast tilt
- ▶ Bucket position
- ▶ Hitch position
- ▶ Transmission gear shift

# HRPM

## Hall-Effect Rotary Position Sensor with integrated connector

### MECHANICAL SPECIFICATIONS

Rotational life	Virtually unlimited
Mechanical range	360° (endless rotation)
Mating connector	AMP Superseal 282087-1
Air Gap	3mm ±1mm
Mounting screw sizes	
Sensor to mounting surface	non-magnetic, stainless steel M4 X 0.7 screws and 8 mm OD washers
Housed magnet to actuator mounting shaft	non-magnetic, stainless steel M3 X 0.5 plain cup point set screws

### ELECTRICAL SPECIFICATIONS

Output Protocol	Analog (Ratiometric)	
Supply voltage	5V ±10%	7V to 32V
Supply current	12 mA	14 mA
Overvoltage protection	+10V	+36V
Reverse voltage protection	-10V	-30V
Output		
standard	10% to 90% Vdc (CW)	
inverted	90% to 10% Vdc (CCW)	
Absolute linearity / Accuracy error <sup>1</sup>	± 1% (0,5% on request)	
Resolution	Up to 12 bit	
Self-diagnostic features	yes	

<sup>1</sup> Ferromagnetic materials close to the sensor (i.e. shaft, mounting surface) may affect the sensor's linearity.

### ENVIRONMENTAL SPECIFICATIONS

Operating temperature	-40° to +125°C
Shock	50g
Vibration	5-2000 Hz; 20g; Amax 0,75 mm
Sealing	IP67, IP69K

# HRPM

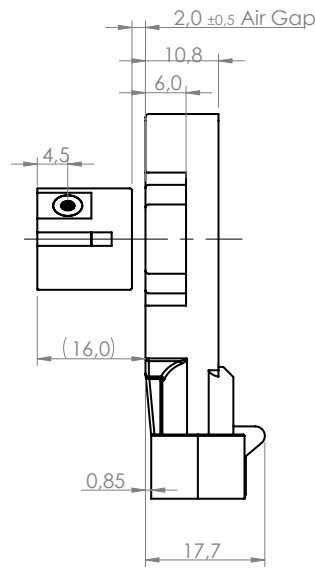
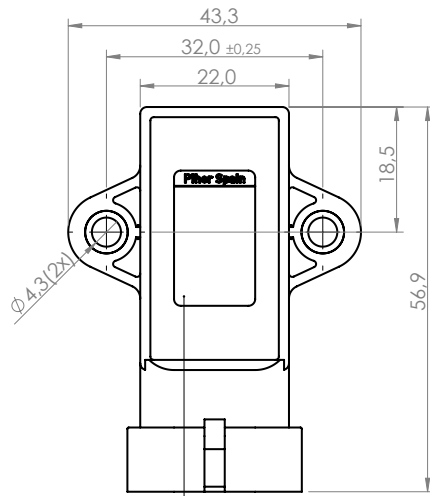
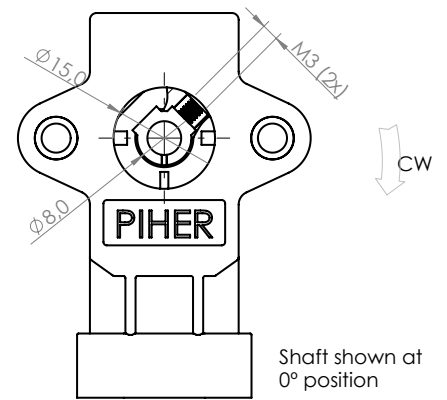
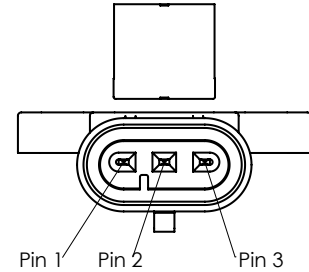
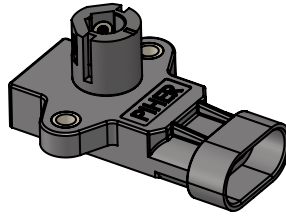
## Hall-Effect Rotary Position Sensor with integrated connector

### DIMENSIONS (MM)

#### HRPM-A (housed magnet)



Download the STEP file here:  
[www.pihernet.net](http://www.pihernet.net)



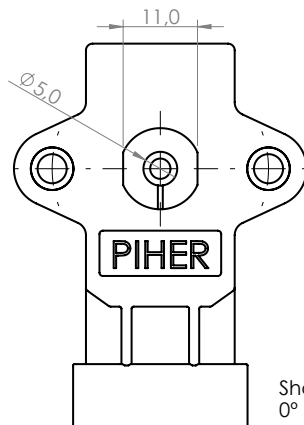
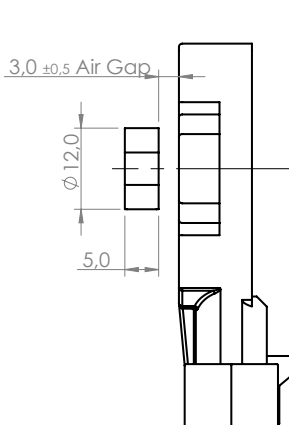
Product Description

"Traceability number":  
 YWW####  
 Y: Year ("N" = 2023, "O" = 2024...)  
 )  
 WW: Week  
 ####: Sensor number

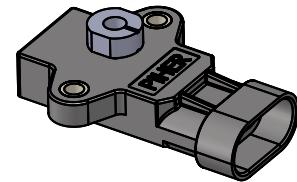


Download STEP files here:  
[www.pihernet.net](http://www.pihernet.net)

#### HRPM-M (bare magnet)



Shaft shown at 0° position



### CONNECTION SCHEME

PIN	European Pinout	American Pinout
1	Ground	Power supply
2	Power Supply	Ground
3	Signal output	Signal output