


HSL-HUB3 / HSL-Repeater

High Speed Link Extension Modules



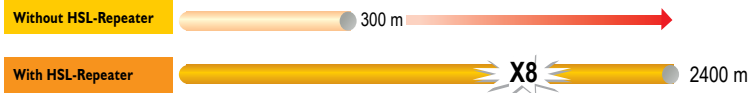
HSL-HUB3

HSL-Repeater

Features

- Linking style: Master to HUB, HUB to HUB, HUB to Slave
- Support T bracing connection and star connection (subsystem concept)
- One input port with 3 output segment ports
- Jumper selectable transmission speeds: 3/6/12 Mbps
- Full and half duplex transmission mode are jumper selectable
- RJ-45 phone jack for easy installation
- 24 VDC input

The extension possibility of HSL system by using HSL-HUB3/HSL-Repeater



	Without Repeater	Repeater X 1	Repeater X 2	Repeater X 5	Repeater X 7
12 Mbps	100 m	200 m	300 m	600 m	800 m
6 Mbps	200 m	400 m	600 m	1200 m	1600 m
3 Mbps	300 m	600 m	900 m	1800 m	2400 m


General Introduction

The HSL-HUB3 is an HSL subsystem which can offer one to three port transformation in automation applications. Unlike the traditional daisy chain configurations, the HSL-HUB3 provides more flexible connections (tree configurations) while building up the application.

The HSL-Repeater is the HSL subsystem which can extend the connection distance in automation application, especially in factory automations. One HSL bus can connect up to seven repeater modules and wire lengths up to 2.4 KM at a 3 Mbps transmission rate. In other words, all 2016 points can be monitored within 4 ms via the HSL bus up to 2.4 KM in length to provide fast, time-deterministic, and robust configurations over traditional RS-485 devices.

HSL-Terminator

High Speed Link Extension Module



Features

- Linking style: Master to HUB, HUB to HUB, HUB to Slave
- Support T bracing connection and star connection (subsystem concept)
- One input port with 3 output segment ports
- Jumper selectable transmission speeds: 3/6/12 Mbps
- Full and half duplex transmission mode are jumper selectable
- RJ-45 phone jack for easy installation
- 24 VDC input

General Introduction

The HSL-Terminator can be used for stable communication. The HSL-Terminator provides an adjustable resistor to allow the impedance of the wiring of the HSL system or Motionnet system to be adjusted to ensure the quality of the transmission.

1

Software & Utilities

2

DAQ

3

PXI

4

Modular Instruments

5

GPIB & Bus Expansion

6

Motion Control

7

Real-time Distributed I/O

8

PAC

9

Remote I/O

10

Communications

11

Vision

12

Fanless Embedded Computers

13

cPCI & Industrial Computers