

HST9-B170

Top-View Surface-Mount Phototransistor

Description

The Broadcom[®] HST9-B170 is a top-view phototransistor that is available in the industry-standard 2.0 mm x 1.3 mm footprint. This robust and high-quality phototransistor is versatile and easy to use.

It has a wide spectral range of sensitivity of 730 nm to 1140 nm with peak sensitivity at 940 nm. Coupled with its superior performance in light-to-current sensitivity, this product is an ideal solution for various industrial and consumer applications, such as home appliances, light curtains, and office automation.

This product comes with an angle of half sensitivity of ± 70 degrees. It is built with black epoxy that filters off visible light and this reduces unwanted noise from the visible light range. It is compatible with industry-standard automatic machine placement and IR reflow soldering.

Features

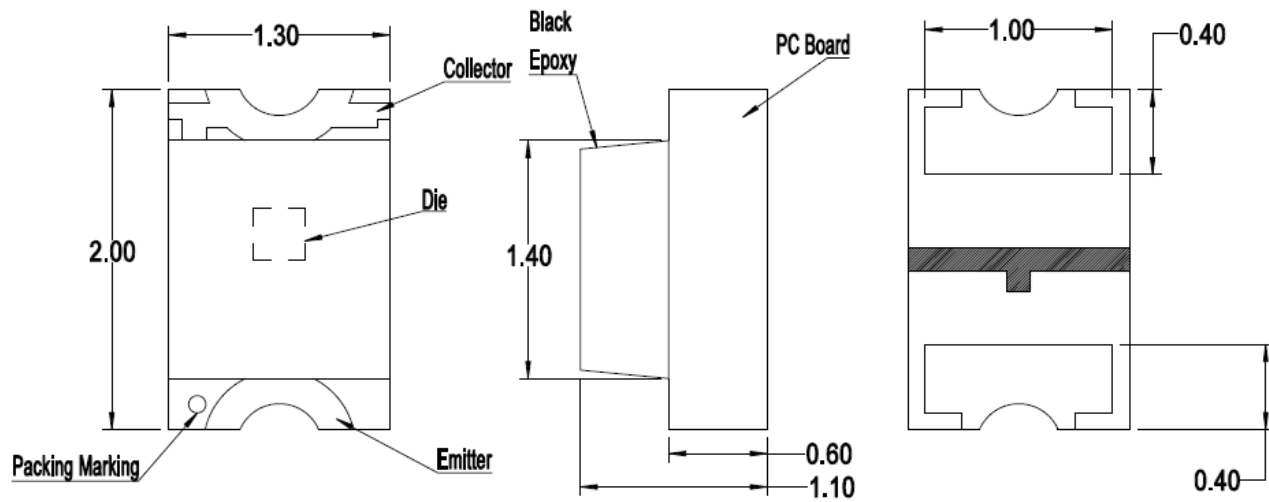
- Silicon NPN phototransistor
- 0805 footprint
- Black epoxy
- Wide spectral range of sensitivity of 730 nm to 1140 nm
- Peak sensitivity at 940 nm
- Angle of half sensitivity of ± 70 degrees

Applications

- Office automation
- Home appliances
- Light curtains

CAUTION! This package is ESD sensitive per ANSI/ESDA/JEDEC JS-001. Please observe appropriate precautions during handling and processing. Refer to Application Note AN-1142 for additional details.

Figure 1: Package Drawing

**NOTE:**

1. All dimensions are in millimeters (mm).
2. Tolerance is ± 0.10 mm unless otherwise specified.

Absolute Maximum Ratings

Parameter	Rating	Unit
Collector-Emitter Voltage, V_{CE}	30	V
Emitter-Collector Voltage, V_{EC}	5	V
Collector Current, I_C	20	mA
Power Dissipation, P_d	100	mW
Operating Temperature Range	-40 to +85	$^{\circ}\text{C}$
Storage Temperature Range	-40 to +100	$^{\circ}\text{C}$

Characteristics ($T_A = 25^{\circ}\text{C}$)

Parameter	Value			Unit	Test Condition
	Min.	Typ.	Max.		
Collector Light Current, I_{ca}	0.8	1.3	—	mA	$E_e = 1 \text{ mW/cm}^2$, $\lambda = 940 \text{ nm}$, $V_{CE} = 5\text{V}$
Wavelength of Peak Sensitivity, $\lambda_{S \text{ max}}$	—	940	—	nm	—
Spectral Range of Sensitivity, $\lambda_{0.1}$	730	—	1100	nm	—
Angle of Half Sensitivity, ϕ	—	± 70	—	$^{\circ}$	—
Dark Current, I_{CEO}	—	—	100	nA	$E_e = 0 \text{ mW/cm}^2$, $V_{CE} = 10\text{V}$
Collector-Emitter Saturation Voltage, V_{CEsat}	—	—	0.4	V	$E_e = 1 \text{ mW/cm}^2$, $\lambda = 940 \text{ nm}$, $I_C = 100 \mu\text{A}$

Figure 2: Relative Sensitivity vs. Wavelength

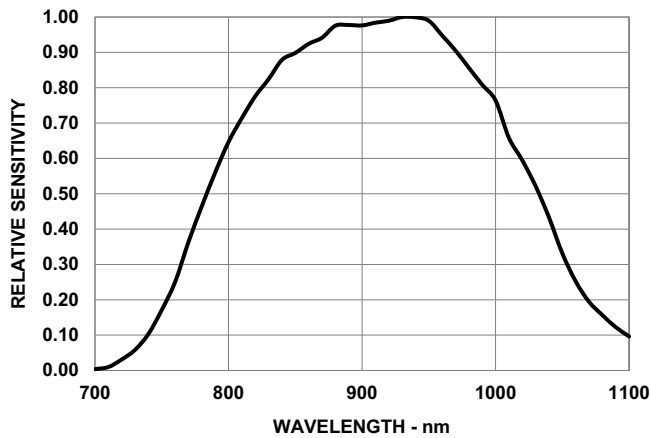


Figure 3: Relative Sensitivity vs. Angular Displacement

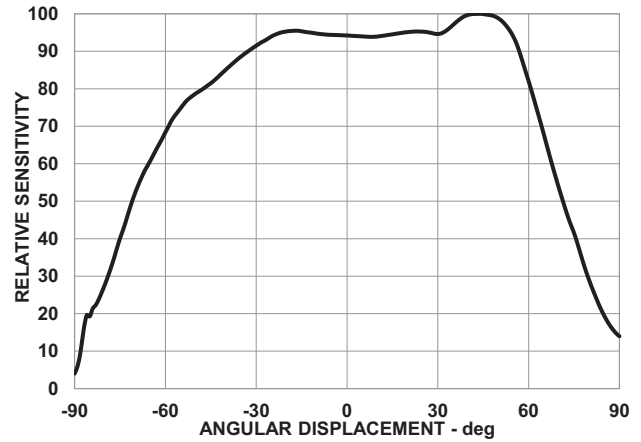


Figure 4: Collector Light Current vs. Collector-Emitter Voltage

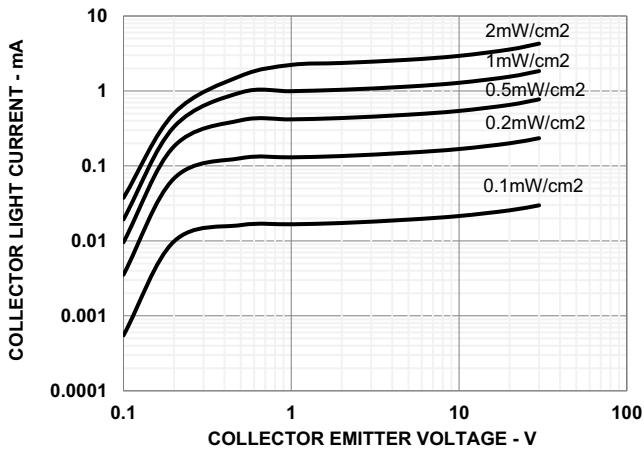


Figure 5: Collector Current vs. Irradiance ($V_{CE} = 5V, \lambda = 940 \text{ nm}$)

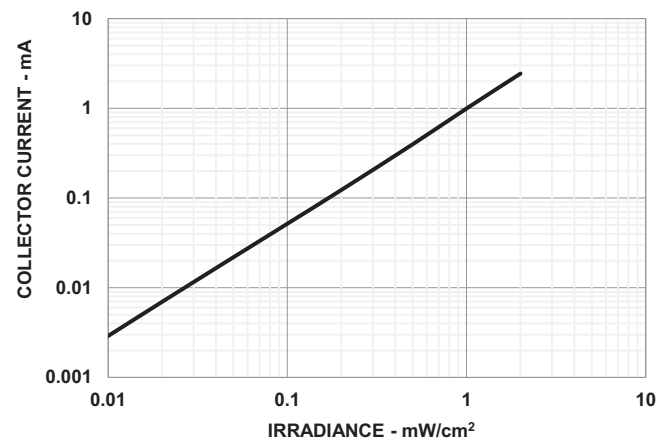


Figure 6: Dark Current vs. Ambient Temperature

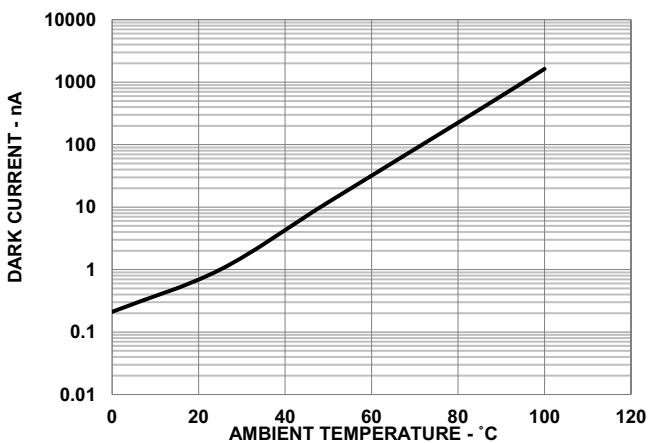


Figure 7: Relative Light Current vs. Ambient Temperature

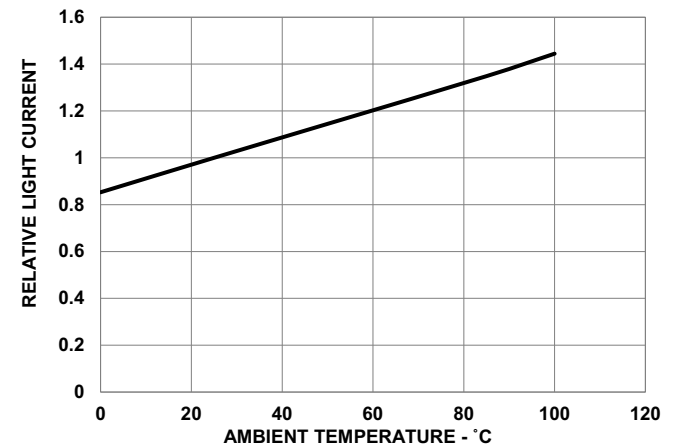


Figure 8: Recommended Soldering Land Pattern

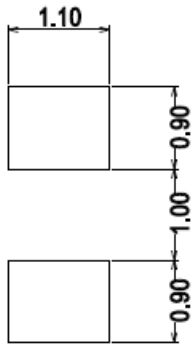
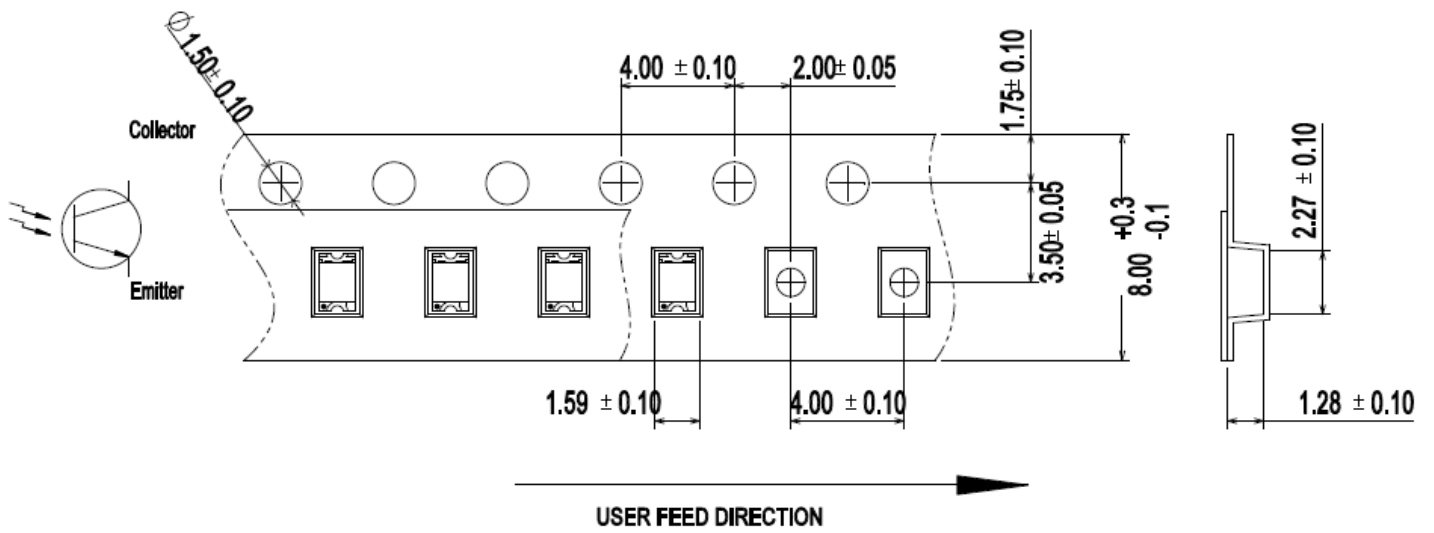
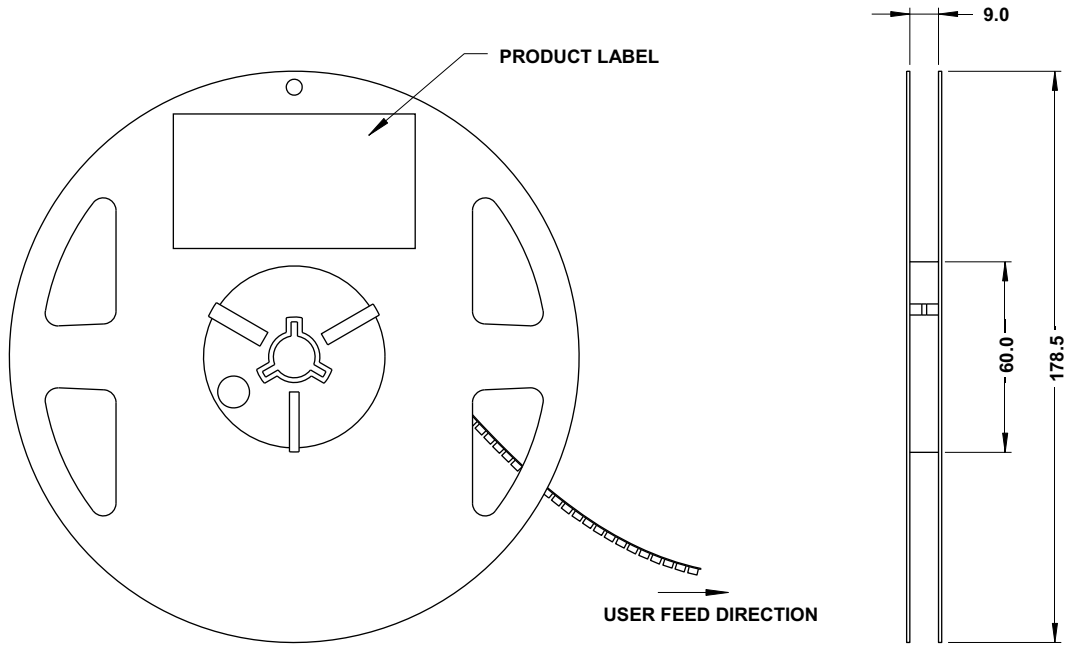


Figure 9: Carrier Tape Dimensions



NOTE: All dimensions in are millimeters (mm).

Figure 10: Reel Dimensions



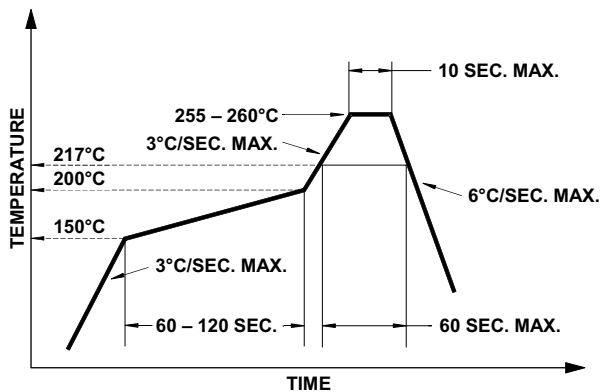
NOTE: All dimensions are in millimeters (mm).

Precautionary Notes

Soldering

- Do not perform reflow soldering more than twice. Observe necessary precautions of handling moisture-sensitive devices as stated in the following section.
- Do not apply any pressure or force on the package during reflow and after reflow when the package is still hot.
- Use reflow soldering to solder the package. Use hand soldering only for rework if unavoidable, but it must be strictly controlled to following conditions:
 - Soldering iron tip temperature = 310°C maximum
 - Soldering duration = 2 seconds maximum
 - Number of cycles = 1 only
 - Power of soldering iron = 50W maximum
- Do not touch the package body with the soldering iron except for the soldering terminals, as it may cause damage to the package.
- Confirm beforehand whether the functionality and performance of the package is affected by soldering with hand soldering.

Figure 11: Recommended Lead-Free Reflow Soldering Profile



Handling Precautions

This product has a Moisture Sensitive Level 3 rating per JEDEC J-STD-020. Refer to Broadcom Application Note AN5305, *Handling of Moisture Sensitive Surface Mount Devices*, for additional details and a review of proper handling procedures.

- Before use:
 - An unopened moisture barrier bag (MBB) can be stored at <40°C/90% RH for 12 months. If the actual shelf life has exceeded 12 months and the Humidity Indicator Card (HIC) indicates that baking is not required, then it is safe to reflow the package per the original MSL rating.
 - Do not open the MBB prior to assembly (for example, for IQC). If unavoidable, MBB must be properly resealed with fresh desiccant and HIC. The exposed duration must be taken in as floor life.
- Control after opening the MBB:
 - Read the HIC immediately upon opening of MBB.
 - Keep the LEDs at <30°/60% RH at all times, and complete all high temperature-related processes, including soldering, curing, or rework within 168 hours.
- Control for unfinished reel:

Store unused package in a sealed MBB with desiccant or a desiccator at <5% RH.
- Control of assembled boards:

If the PCB soldered with the package is to be subjected to other high-temperature processes, store the PCB in a sealed MBB with desiccant or desiccator at <5% RH to ensure that all have not exceeded their floor life of 168 hours.
- Baking is required if:
 - The HIC indicator indicates a change in color for 10% and 5%, as stated on the HIC.
 - The package is exposed to conditions of >30°C/60% RH at any time.
 - The package's floor life exceeded 168 hours.

The recommended baking condition is 60°C ± 5°C for 20 hours.

Baking can only be done once.

Application Precautions

- If the package is intended to be used in a harsh or an outdoor environment, protect the package against damages caused by rain water, water, dust, oil, corrosive gases, external mechanical stresses, and so on.