


**Half Flange Termination  
100 Watts, 50Ω**



**Description:**

The I100N50X4B is high performance Aluminum Nitride (AlN) half flange termination intended as a cost competitive alternative to Beryllium Oxide (BeO). The termination is well suited to all cellular frequency bands such as; AMPS, GSM, DCS, PCS, PHS and UMTS. The high power handling makes the part ideal for terminating circulators, and for use in power combiners. The termination is also RoHS compliant!

**Features:**

- RoHS Complaint
- 100 Watts
- DC – 4.0 GHz
- AlN Ceramic
- Non-Nichrome Resistive
- Low VSWR
- 100% Tested

**General Specifications:**

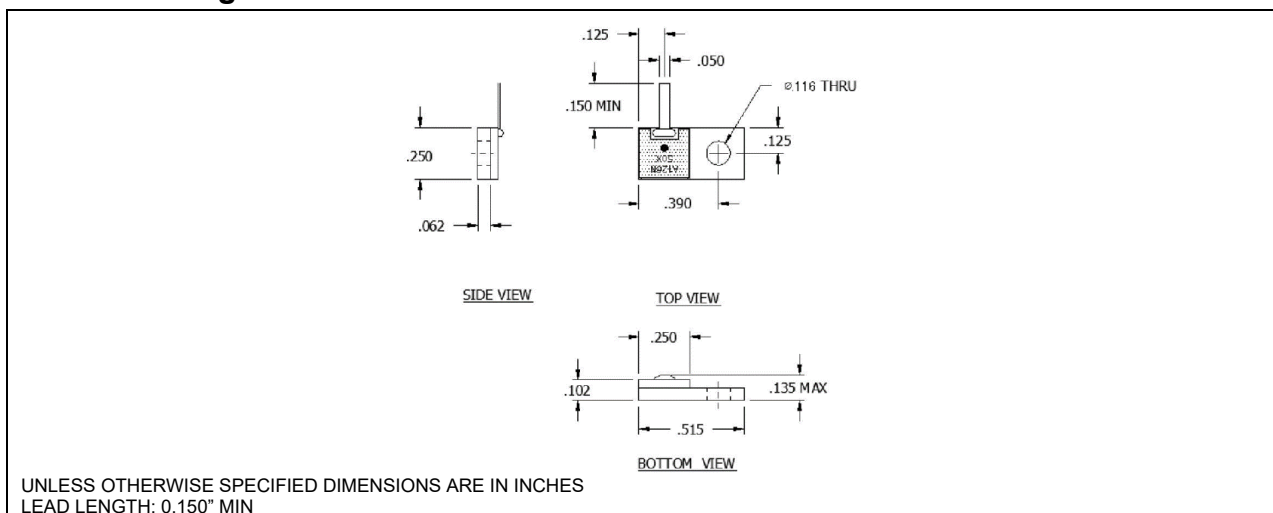
<b>Resistive Element</b>	Thick Film
<b>Substrate</b>	AlN Ceramic
<b>Mounting Flange</b>	Copper, nickel plated per QC-N-290
<b>Operating Temperature</b>	-55°C to +150°C (see de rating chart)

**Electrical Specifications:**

<b>Resistance Value:</b>	50 Ohms, ±2%
<b>Power:</b>	100 Watts
<b>Frequency Range:</b>	DC-4.0 GHz
<b>Return Loss</b>	> 26 dB to 1.3 GHz > 22 dB to 4.0GHz\

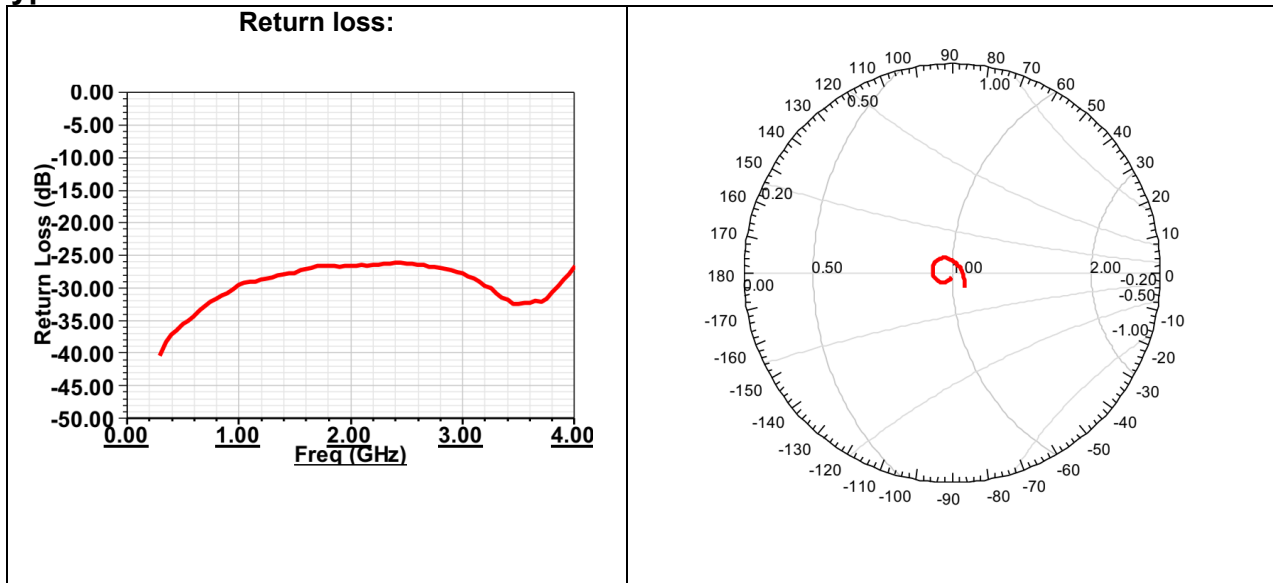
Specification based on unit properly installed using suggested mounting instructions and a 50 ohm nominal impedance. **Specifications subject to change without notice.**

**Outline Drawing:**

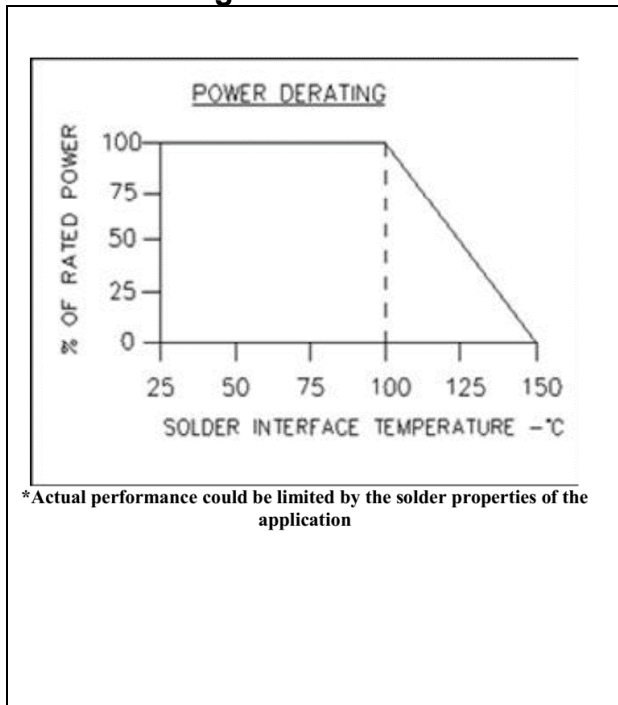


Tolerance is ±0.010", unless otherwise specified. Designed to meet or exceed applicable portions of MIL-E-5400. All dimensions in inches

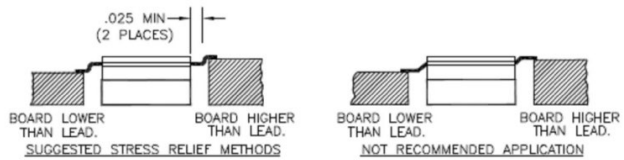
**Typical Performance:**



**Power de-rating:**



**Mounting Footprint:**



**SUGGESTED MOUNTING PROCEDURE**

1. MAKE SURE THAT THE DEVICES ARE MOUNTED ON FLAT SURFACES (.001" UNDER THE DEVICE) TO OPTIMIZE THE HEAT TRANSFER.
2. POSITION DEVICE ON MOUNTING SURFACE AND SOLDER IN PLACE USING AN APPROPRIATE SOLDER.
3. SOLDER LEADS IN PLACE USING AN APPROPRIATE SOLDER TYPE WITH A CONTROLLED TEMPERATURE IRON.

**Contact us:**

[rf&s\\_support@ttm.com](mailto:rf&s_support@ttm.com)