

Proximity Sensors Inductive High Temperature Types IA, DC, M5, M8



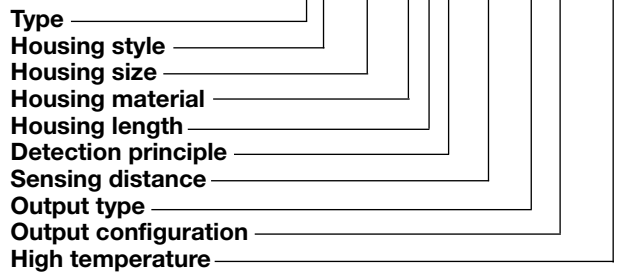
- Stainless steel housings
- For flush mounting
- Short body
- Sensing distance: 0.8 - 1 mm
- Power supply: 10 to 30 VDC
- Output: Transistor NPN or PNP, Normally open
- 2 m silicone cable

Product Description

Inductive proximity sensor with transistor output in M5 and M8 stainless steel housing for flush mounting in metal. Output configuration for NPN/PNP with NO as standard. Connection with 2 m silicone cable.

Ordering Key

IA 05 BSF 08 NO HT-K



Type Selection

Rated operating dist. (S _n)	Connection type	Housing dimensions	Ordering no. Transistor NPN Normally open	Ordering no. Transistor PNP Normally open
0.8 mm	Cable, 2 m	M5	IA 05 BSF 08 NOHT-K	IA 05 BSF 08 POHT-K
1.0 mm	Cable, 2 m	M8	IA 08 BSF 10 NOHT-K	IA 08 BSF 10 POHT-K

All types for flush mounting in metal

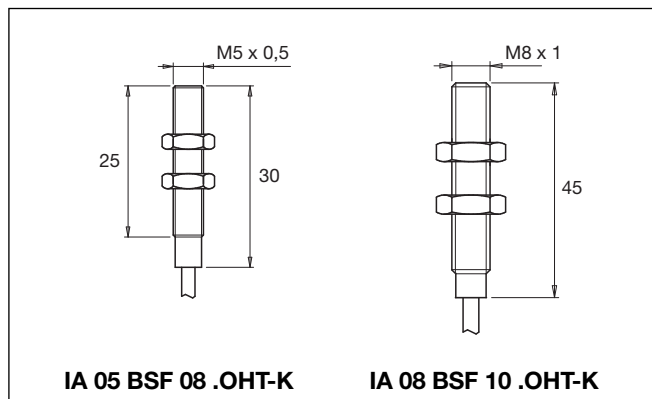
Specifications

Rated operational volt. (U _B)	10 to 30 VDC (ripple included)
Ripple	≤ 10%
Rated operational current (I _o) Continuous	≤ 50 mA @ + 25°C (+75°F)
No-load supply current (I _o)	≤ 5 mA (ON)
Voltage drop (U _d)	< 3,0 V (@ I _{max})
Frequency of op. cycles (f)	IA05 3 kHz IA08 2 kHz
Effective operating dist. (S _r)	0.9 x S _n ≤ S _r ≤ 1.1 x S _n
Usable operating dist. (S _u)	0.85 x S _r ≤ S _u ≤ 1.15 x S _r

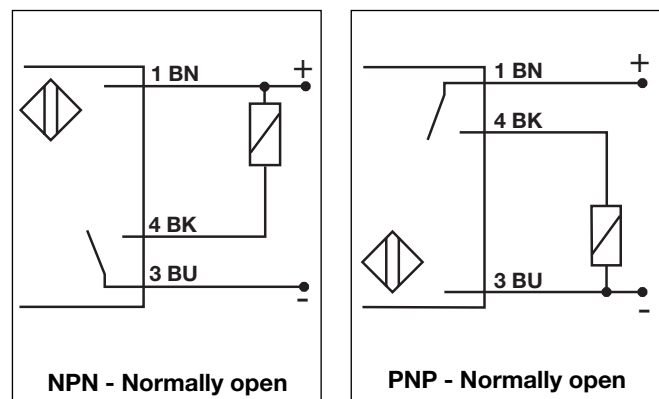
Ambient temperature	
Operating	-25° to +120°C (-13° to +248°F)
Storage	-30° to +125°C (-22° to +257°F)
Degree of protection	IP 67 (Nema 1, 3, 4, 6, 13)
Connection	Cable, silicone, 2 m, AWG 26
Housing material	Stainless steel
CE-marking	Yes



Dimensions



Wiring Diagrams



Installation Hints

<p>To avoid interference from inductive voltage/current peaks, separate the prox. switch power cables from any other power cables, e.g. motor, contactor or solenoid cables</p>	<p>Relief of cable strain</p> <p>Incorrect</p> <p>Correct</p> <p>The cable should not be pulled</p>	<p>Protection of the sensing face</p> <p>A proximity switch should not serve as mechanical stop</p>	<p>Switch mounted on mobile carrier</p> <p>Any repetitive flexing of the cable should be avoided</p>
---	---	---	--