


Proximity Sensors Inductive Stainless Steel Housing Types IA, Ø6.5

CARLO GAVAZZI



- Miniature Ø6.5 stainless steel housing
- Short housing
- Sensing distance: 1.0 and 2.0 mm
- Power supply: 10 to 30 VDC
- Output: Transistor NPN/PNP, normally open or normally closed
- Protection: Short-circuit and reverse polarity
- LED-indication for output ON
- For flush mounting/non flush mounting
- 2 m PVC cable

Product Description

Inductive proximity sensor in Ø6.5 stainless steel housing for flush or non-flush mounting in metal.

Output configuration for NPN/PNP with both NO and NC types as standard. Connection with 2 m PVC cable.

Ordering Key

IA 06 BSF 10 NO

Type	IA
Housing style	06
Housing size	BSF
Housing material	10
Housing length	NO
Detection principle	
Sensing distance	
Output type	
Output configuration	

Type Selection

Rated operating dist. (S _n)	Conn. type	Ordering no. Transistor NPN Normally open	Ordering no. Transistor NPN Normally closed	Ordering no. Transistor PNP Normally open	Ordering no. Transistor PNP Normally closed
1.0 mm ¹⁾	Cable	IA06BSF10NO	IA06BSF10NC	IA06BSF10PO	IA06BSF10PC
2.0 mm ²⁾	Cable	IA06BSN20NO	IA06BSN20NC	IA06BSN20PO	IA06BSN20PC

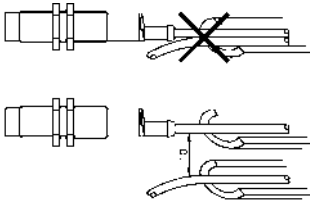
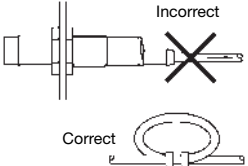
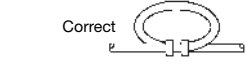
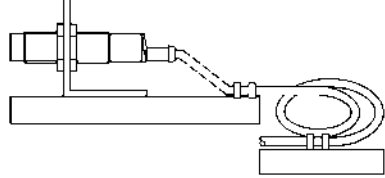
¹⁾ For flush mounting

²⁾ For non flush mounting

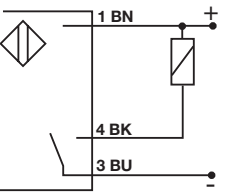
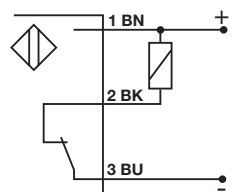
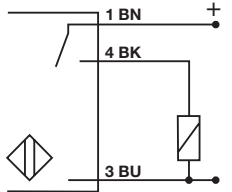
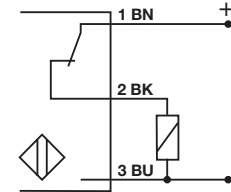
Specifications

Rated operational volt. (U _B)	10 to 30 VDC (ripple included)	Effective operating dist. (S _r)	0.9 x S _n ≤ S _r ≤ 1.1 x S _n
Ripple	≤ 10%	Usable operating dist. (S _u)	0.85 x S _r ≤ S _u ≤ 1.15 x S _r
Rated operational current (I _e) Continuous	≤ 200 mA	Ambient temperature Operating	-25° to +70°C (-13° to +158°F)
No-load supply current (I _o)	≤ 10 mA (ON)	Storage	-30° to +75°C (-22° to +167°F)
Voltage drop (U _d)	< 1.0 V (@ I _{max})	Degree of protection	IP 67 (Nema 1, 3, 4, 6, 13)
Protection	Short-circuit, reverse polarity	Housing material	Stainless steel
Frequency of operating cycles (f)	2 kHz	CE-marking	Yes
Indication for output ON	LED, red	Connection	2 m, PVC, oil proof

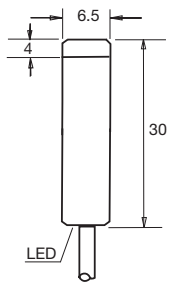
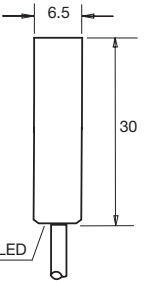
Installation Hints

<p>To avoid interference from inductive voltage/current peaks, separate the prox. switch power cables from any other power cables, e.g. motor, contactor or solenoid cables</p> 	<p>Relief of cable strain</p>  <p>The cable should not be pulled</p>	<p>Protection of the sensing face</p>  <p>A proximity switch should not serve as mechanical stop</p>	<p>Switch mounted on mobile carrier</p>  <p>Any repetitive flexing of the cable should be avoided</p>
---	---	---	--

Wiring Diagrams

 <p>NPN - Normally open</p>	 <p>NPN - Normally closed</p>	 <p>PNP - Normally open</p>	 <p>PNP - Normally closed</p>
---	---	--	---

Dimensions

 <p>IA 06 BSN 20 ..</p>	 <p>IA 06 BSF 10 ..</p>
---	---