

Proximity Sensors Inductive

Short body, Stainless Steel Housing

Types IA, M8



- Miniature stainless steel housing M8
- Short body
- Sensing distance: 1.5 mm or 2.5 mm
- Power supply: 10 to 30 VDC
- Output: Transistor NPN/PNP, normally open or normally closed
- Protection: Short-circuit
- LED-indication for output ON
- 2 m PVC cable or M8 plug

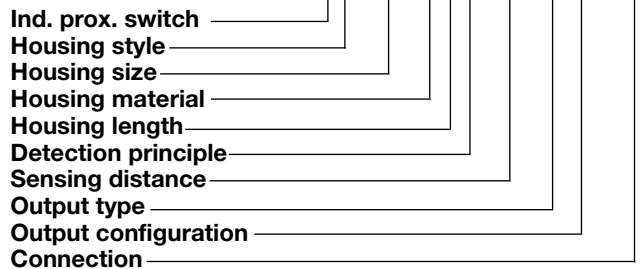


Product Description

Miniature inductive proximity sensor with reduced body length. Output configuration for NPN/PNP with both NO and NC types as standard. M8 stainless steel housing. Connection with 2 m PVC cable or M8 plug.

Ordering Key

IA 08 BSF 15 NO M5



Type Selection

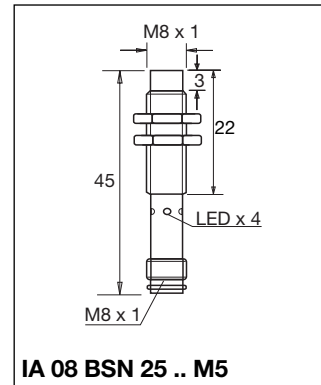
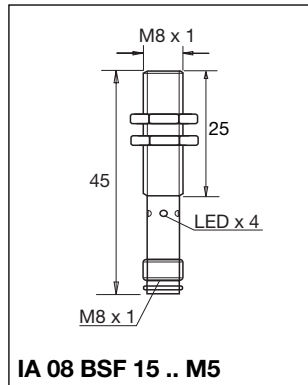
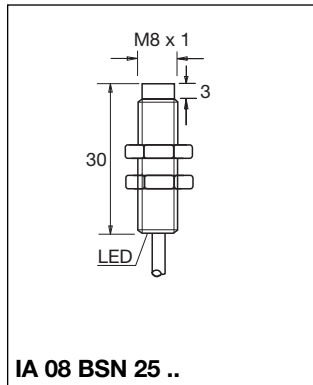
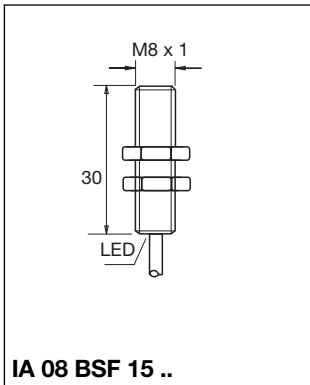
Rated operating dist. (S _n)	Conn. type	Ordering no. Transistor NPN Normally open	Ordering no. Transistor NPN Normally closed	Ordering no. Transistor PNP Normally open	Ordering no. Transistor PNP Normally closed
1.5 mm ¹⁾	Cable	IA 08 BSF 15 NO	IA 08 BSF 15 NC	IA 08 BSF 15 PO	IA 08 BSF 15 PC
1.5 mm ¹⁾	Plug	IA 08 BSF 15 NO M5	IA 08 BSF 15 NC M5	IA 08 BSF 15 PO M5	IA 08 BSF 15 PC M5
2.5 mm	Cable	IA 08 BSN 25 NO	IA 08 BSN 25 NC	IA 08 BSN 25 PO	IA 08 BSN 25 PC
2.5 mm	Plug	IA 08 BSN 25 NO M5	IA 08 BSN 25 NC M5	IA 08 BSN 25 PO M5	IA 08 BSN 25 PC M5

¹⁾ For flush mounting in metal

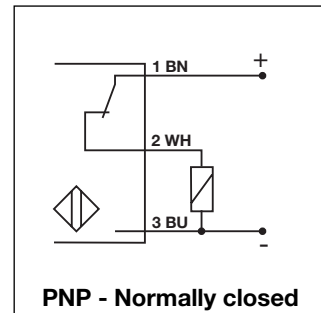
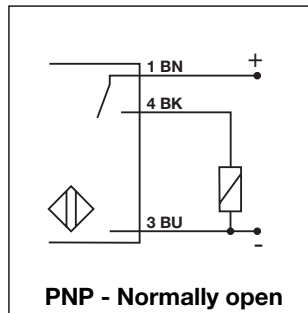
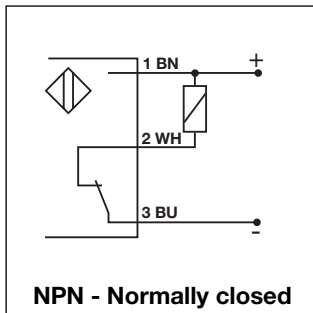
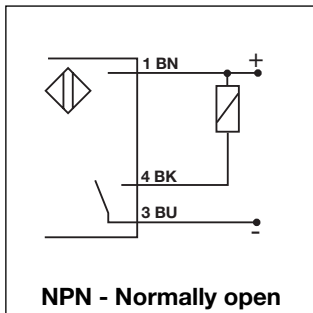
Specifications

Rated operational volt. (U _B)	10 to 30 VDC (ripple included)	Ambient temperature	
Ripple	≤ 10%	Operating	-25° to +70°C (-13° to +158°F)
Rated operational current (I _a)		Storage	-30° to +75°C (-22° to +167°F)
Continuous	≤ 200 mA @ + 25°C (+75°F)	Degree of protection	IP 67 (Nema 1, 3, 4, 6, 13)
No-load supply current (I _o)	≤ 10 mA (ON)	Housing material	Stainless steel, AISI 303
Voltage drop (U _d)	< 2,5 V (@ I _{max})	Approvals	UL, CSA
Protection	Short circuit	CE-marking	Yes
Frequency of operating cycles (f)	2000 Hz	Connection	
Indication for output ON	LED, yellow	Cable	2 m, PVC, AWG 26, oil proof
Repeat Accuracy	≤ 5%	Plug	M8, CONH5A-xxx Serie
Effective operating dist. (S _r)	0.9 x S _n ≤ S _r ≤ 1.1 x S _n		
Usable operating dist. (S _u)	0.85 x S _r ≤ S _u ≤ 1.15 x S _r		

Dimensions



Wiring Diagrams



Installation Hints

