

## Specifications

Insulation Resistance: 1,000M min. at 500V DC  
 Dielectric Withstanding Voltage: 700V AC for 1 minute  
 Contact Resistance: 30m max. at 10mA/20mV max.  
 Current Rating: 1A max.  
 Operating Temperature Range: -40°C to +170°C  
 Mating Cycles: 10,000 insertions min.

## Materials and Finish

Housing: Upper body – Polyphenylenesulfide (PPS)  
 Lower body – Polyetherimide (PEI), glass-filled  
 Contacts: Beryllium Copper (BeCu)  
 Plating: Gold over Nickel

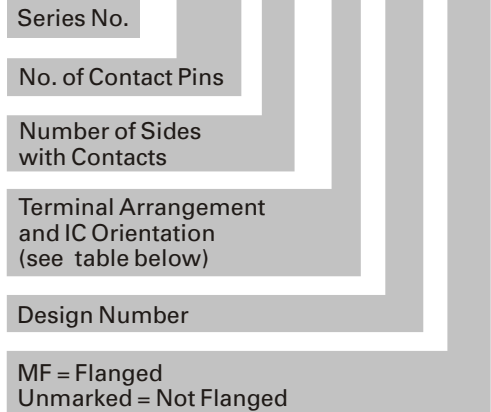
## Features

- Two-point contacts and a larger contact width ensures high reliability
- Auto-ejecting type for automated operation (IC is inserted in "one touch" operation and pushing the cover raises it for easy IC removal)
- Available for two types of IC orientation (Live-bug & Dead-bug)



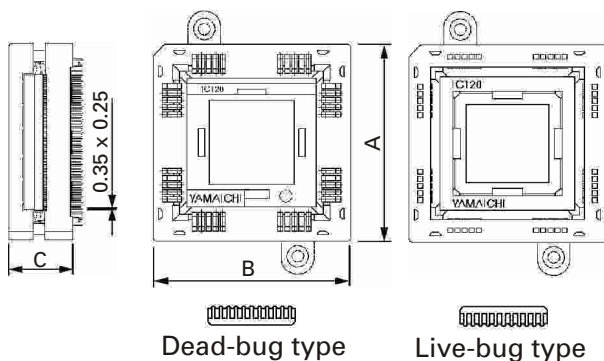
## Part Number (Details)

**IC120 - 068 4 - 0 04 MF**



**Note:**  
 Mounting Flange is not available for 18 pins, 22 pins and IC120-0684-304

## Outline Socket Dimensions



Inserting Direction of IC  
 DB = Dead-bug LB = Live-bug

Part Number	Pin Count	IC Insert.	Socket Dim.		
			A	B	C
IC120-0324-009	32	DB	22.5	25.0	18.0
IC120-0324-109	32	LB	22.5	25.0	19.3
*IC120-0324-209	32	DB	22.5	25.0	18.0
*IC120-0324-309	32	LB	22.5	25.0	19.3
IC120-0324-409	32	DB	22.5	25.0	18.0
IC120-0324-509	32	LB	22.5	25.0	19.3
IC120-0444-006	44	DB	28.0	28.0	18.0
IC120-0444-106	44	LB	28.0	28.0	19.3
*IC120-0444-206	44	DB	28.0	28.0	18.0
*IC120-0444-306	44	LB	28.0	28.0	19.3
IC120-0444-406	44	DB	28.0	28.0	18.0
IC120-0444-506	44	LB	28.0	28.0	19.3
IC120-0524-007	52	DB	30.0	30.0	18.0
IC120-0524-107	52	LB	30.0	30.0	19.3
*IC120-0524-207	52	DB	30.0	30.0	18.0
*IC120-0524-307	52	LB	30.0	30.0	19.3
IC120-0524-407	52	DB	30.0	30.0	18.0
IC120-0524-507	52	LB	30.0	30.0	19.3
IC120-0684-004	68	DB	35.0	35.0	18.0
IC120-0684-104	68	LB	35.0	35.0	19.3
*IC120-0684-204	68	DB	35.0	35.0	18.0
*IC120-0684-304	68	LB	35.0	35.0	19.3
IC120-0684-404	68	DB	35.0	35.0	18.0
IC120-0684-504	68	LB	35.0	35.0	19.3
IC120-0844-003	84	DB	40.0	40.0	18.0
IC120-0844-103	84	LB	40.0	40.0	19.3
*IC120-0844-203	84	DB	40.0	40.0	18.0
*IC120-0844-303	84	LB	40.0	40.0	19.3
IC120-0844-403	84	DB	40.0	40.0	18.0
IC120-0844-503	84	LB	40.0	40.0	19.3

\* Most compatible socket type

Part Number	Pin Count	IC Insert.	Socket Dim.		
			A	B	C
*IC120-0184-002	18	DB	17.0	21.5	18.0
*IC120-0184-102	18	LB	17.0	21.5	19.3
IC120-0184-202	18	DB	17.0	21.5	18.0
IC120-0184-302	18	LB	17.0	21.5	19.3
IC120-0204-005	20	DB	20.0	20.0	18.0
*IC120-0204-205	20	DB	20.0	20.0	18.0
IC120-0204-405	20	DB	20.0	20.0	18.0
*IC120-0224-001	22	DB	17.0	21.5	18.0
*IC120-0224-101	22	LB	17.0	21.5	19.3
IC120-0224-201	22	DB	17.0	21.5	18.0
IC120-0224-301	22	LB	17.0	21.5	19.3
IC120-0284-008	28	DB	23.0	23.0	18.0
IC120-0284-108	28	LB	23.0	23.0	19.3
*IC120-0284-208	28	DB	23.0	23.0	18.0
*IC120-0284-308	28	LB	23.0	23.0	19.3
IC120-0284-408	28	DB	23.0	23.0	18.0
*IC120-0284-508	28	LB	23.0	23.0	19.3

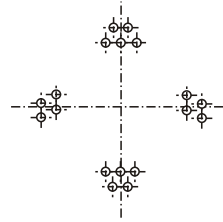
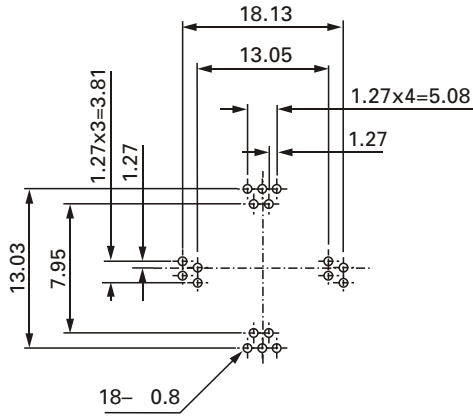
## Recommended PCB Layouts

Top View from Socket

18 pins

IC120-0184-002  
IC120-0184-102

IC120-0184-202  
IC120-0184-302

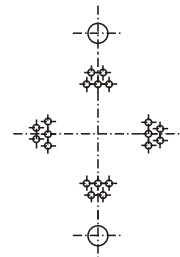
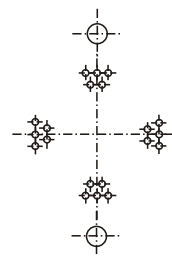
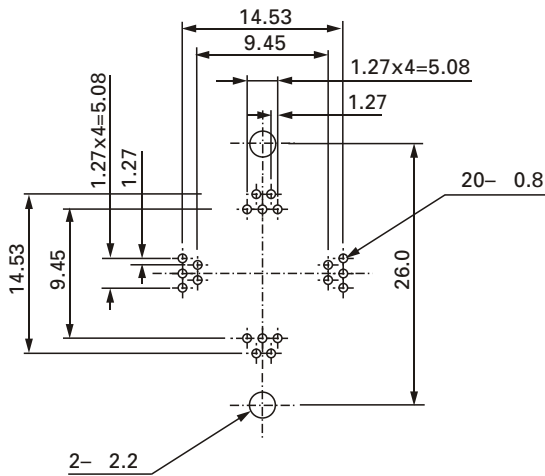


20 pins

IC120-0204-005

IC120-0204-205

IC120-0204-405

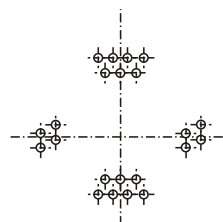
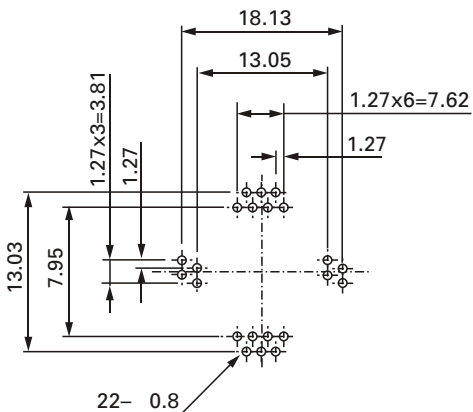


Most compatible  
socket type

22 pins

IC120-0224-001  
IC120-0224-101

IC120-0224-201  
IC120-0224-301

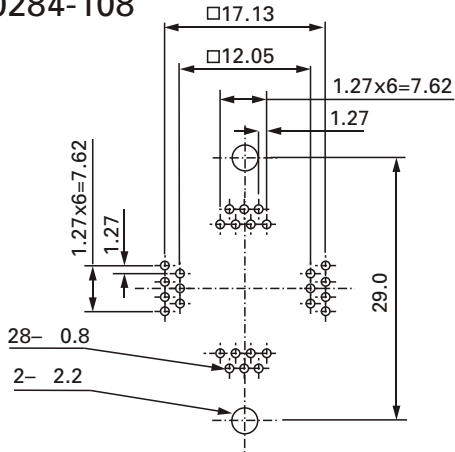


## Recommended PCB Layouts

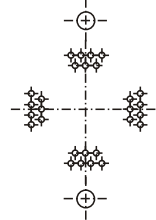
Top View from Socket

### 28 pins

IC120-0284-008  
IC120-0284-108

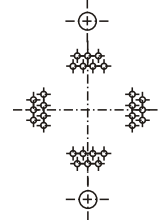


IC120-0284-208  
IC120-0284-308



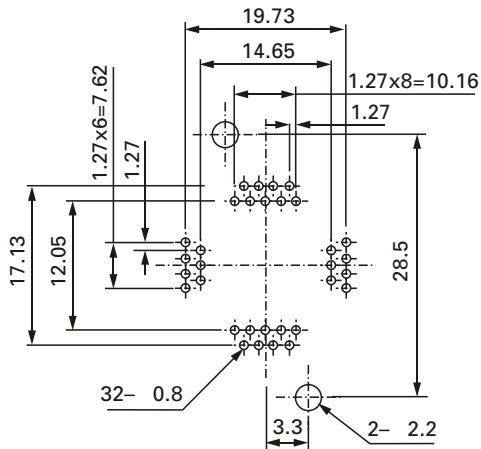
Most compatible socket type

IC120-0284-408  
IC120-0284-508

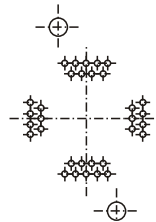


### 32 pins

IC120-0324-009  
IC120-0324-109

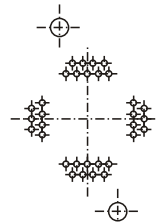


IC120-0324-209  
IC120-0324-309



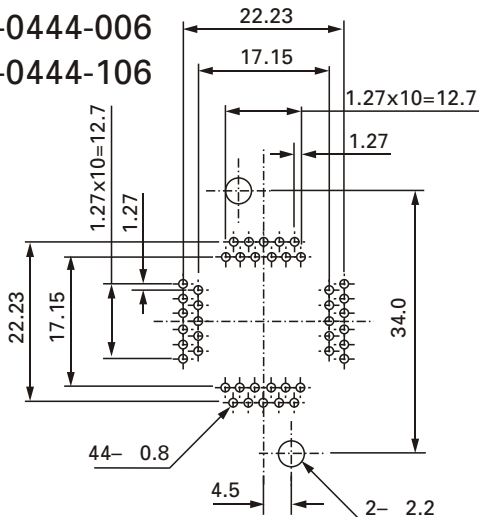
Most compatible socket type

IC120-0324-409  
IC120-0324-509

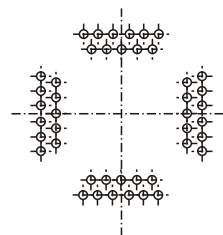


### 44 pins

IC120-0444-006  
IC120-0444-106



IC120-0444-206  
IC120-0444-306



Most compatible socket type

IC120-0444-406  
IC120-0444-506

