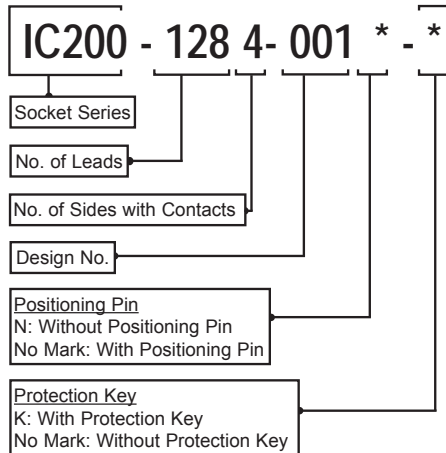



**QFP** (Open Top)

# IC200 Series

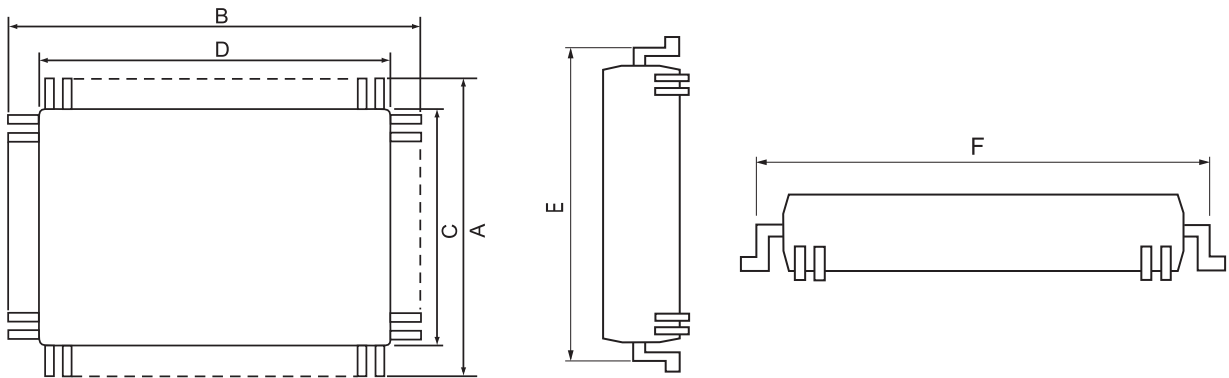


### Characteristics

Insulation Resistance: 1,000M $\Omega$  minimum at 500 VDC  
 Withstanding Voltage: 100-700 VAC for 1 minute  
 Contact Resistance: 30m $\Omega$  max. at 10mA/20mV (Initial)  
 Operating Temperature: -40°C ~ +170°C

### Material

Insulator: PEI (Glass Filled)  
 Contact: Beryllium Copper  
 Plating: Gold over Nickel



Part Number	No. of Leads	Body Width	Pitch	Matching Package Dimensions						Notes
				A	B	C	D	E (Max)	F (Max)	
IC200-1284-001	128	28 x 28	0.8mm	32.00	32.00	28.0	28.0	30.6	30.6	Clamshell IC51-1284-976-1
IC200-2084-010	208	28 x 28	0.5mm	30.60	30.60	28.0	28.0	29.8	29.8	
IC200-2084-009	208	28 x 28	0.5mm	31.20	31.20	28.0	28.0	30.3	30.3	

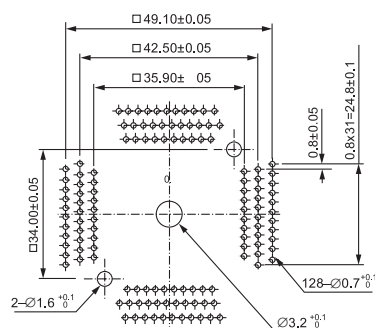
**Note:** The above represents general guideline information only. We recommend actual check of package before ordering. Please call for other pin-counts.

# PC BOARD LAYOUTS

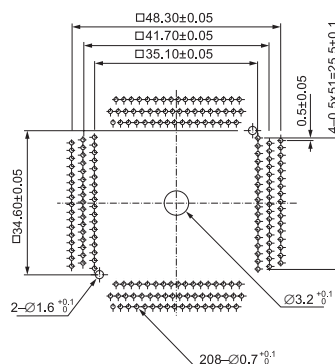
**QFP** (Open Top)

## IC200 Series

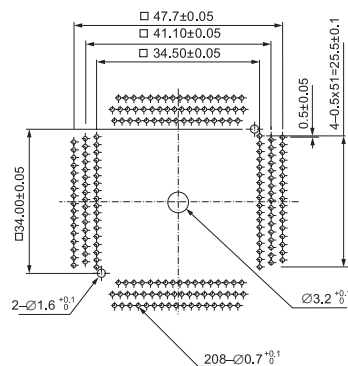
**QFP IC200-1284-001 (128 Pins)**



**QFP IC200-2084-009 (208 Pins)**



**QFP IC200-2084-010 (208 Pins)**



Quad Flat Packages