

Proximity Inductive Sensors Increased Operating Distance, Nickel-Plated Brass Housing - Types ICB, M12

CARLO GAVAZZI



- Sensing distance: 6 to 10 mm
- Quasi-flush or non-flush mountable
- Short or long body versions
- Rated operational voltage (U_b): 10 - 36 VDC
- Output: DC 200 mA, NPN or PNP
- Normally open or Normally closed
- LED indication for output ON, short-circuit and overload
- Protection: reverse polarity, short circuit, transients
- Cable or M12 plug versions
- According to IEC 60947-5-2
- Setup indicator
- Laser engraved on front cap, permanently legible
- CSA certified for Hazardous Locations



Product Description

A family of inductive proximity switches in industrial standard nickel-plated brass housings. They are able to handle applications where very long operating distance is requested.

Output is open collector NPN or PNP transistors. Less machine downtime thanks to lower risk of mechanical damage.

Ordering Key **ICB12S30F06NOM1**

Type	_____
Housing style	_____
Housing material	_____
Housing size	_____
Housing length	_____
Thread length	_____
Detection principle	_____
Sensing distance	_____
Output type	_____
Output configuration	_____
Connection	_____

Type Selection

Connec- tion	Body style	Rated operating distance S_n	Ordering no. NPN, Normally open	Ordering no. PNP, Normally open	Ordering no. NPN, Normally closed	Ordering no. PNP, Normally closed
Cable	Short	6 mm ¹⁾	ICB12S30F06NO	ICB12S30F06PO	ICB12S30F06NC	ICB12S30F06PC
Cable	Short	10 mm ²⁾	ICB12S30N10NO	ICB12S30N10PO	ICB12S30N10NC	ICB12S30N10PC
Plug	Short	6 mm ¹⁾	ICB12S30F06NOM1	ICB12S30F06POM1	ICB12S30F06NCM1	ICB12S30F06PCM1
Plug	Short	10 mm ²⁾	ICB12S30N10NOM1	ICB12S30N10POM1	ICB12S30N10NCM1	ICB12S30N10PCM1
Cable	Long	6 mm ¹⁾	ICB12L50F06NO	ICB12L50F06PO	ICB12L50F06NC	ICB12L50F06PC
Cable	Long	10 mm ²⁾	ICB12L50N10NO	ICB12L50N10PO	ICB12L50N10NC	ICB12L50N10PC
Plug	Long	6 mm ¹⁾	ICB12L50F06NOM1	ICB12L50F06POM1	ICB12L50F06NCM1	ICB12L50F06PCM1
Plug	Long	10 mm ²⁾	ICB12L50N10NOM1	ICB12L50N10POM1	ICB12L50N10NCM1	ICB12L50N10PCM1

¹⁾ For quasi-flush mounting in metal

²⁾ For non-flush mounting in metal

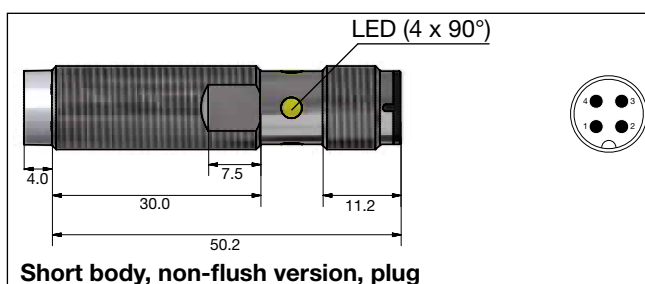
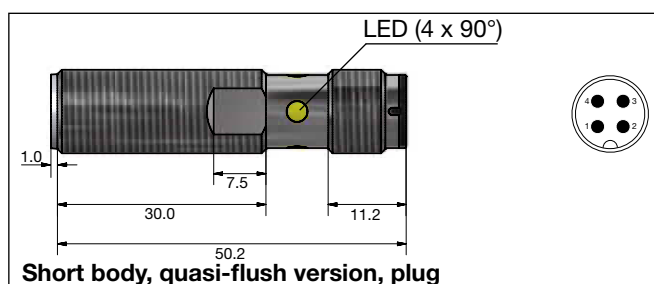
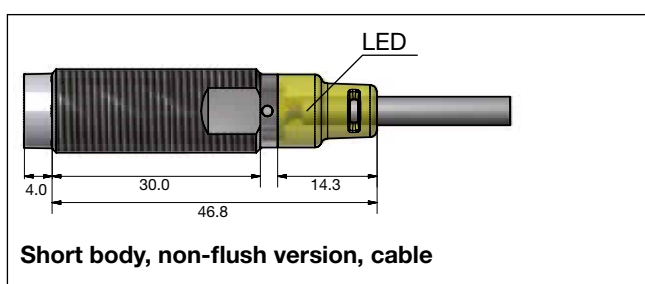
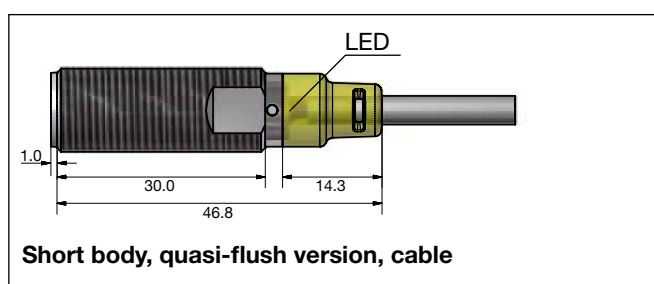
Specifications

Rated operational voltage (U_b)	10 to 36 VDC (ripple incl.)	Indication for output ON	Activated LED, yellow NO version Target present NC version Target not present
Ripple	≤ 10%	Indication for short circuit/ overload	LED blinking (f = 2 Hz)
Output current (I_a)	≤ 200 mA @ 50°C (≤ 150 mA @ 50-70°C)	Assured operating sensing distance (S_a)	$0 \leq S_a \leq 0.81 \times S_n$
OFF-state current (I_o)	≤ 50 μA	Effective operating distance (S_r)	$0.9 \times S_n \leq S_r \leq 1.1 \times S_n$
No load supply current (I_o)	≤ 15 mA	Usable operating distance (S_u)	$0.9 \times S_r \leq S_u \leq 1.1 \times S_r$
Voltage drop (U_d)	Max. 2.5 VDC @ 200 mA	Repeat accuracy (R)	≤ 10%
Protection	Reverse polarity, short-circuit, transients	Differential travel (H) (Hysteresis)	1 to 20% of sensing dist.
Voltage transient	1 kV/0.5 J		
Power ON delay (t_v)	≤ 20 ms		
Operating frequency (f)	≤ 2000 Hz		

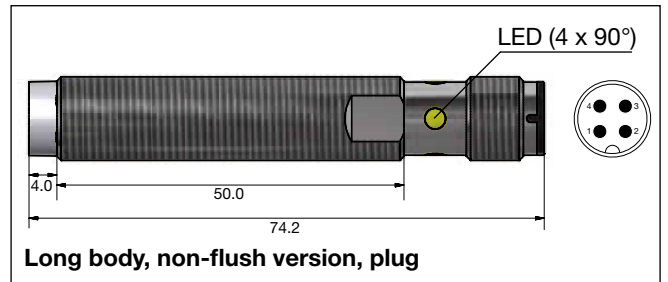
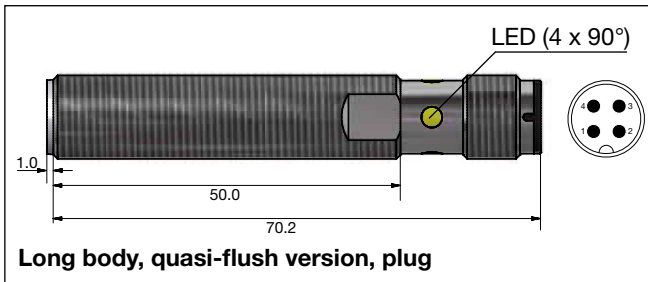
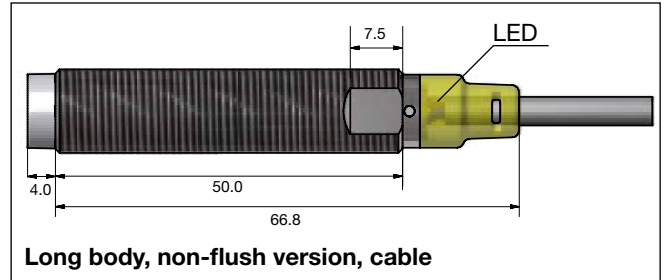
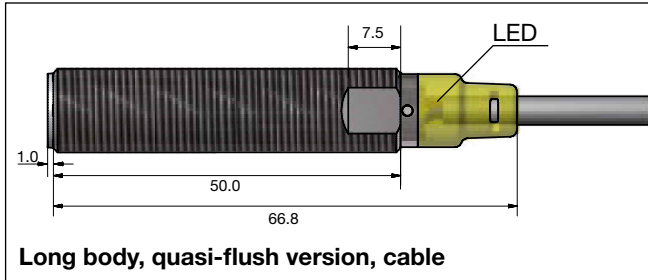
Specifications (cont.)

Ambient temperature		Approvals	cULus	(UL508)
Operating	-25° to +70°C (-13° to +158°F)	Note: The terminal connector (version ...M1) was not evaluated. The suitability of the terminal connector should be determined in the end-use application.	cCSAus	As Process Control Equipment for Hazardous Locations. - Class I, Division 2, Groups A, B, C and D. - T5, Enclosure Type 4. Ambient temperature Ta: -25° to +60°C CCC is not required for products with a maximum operating voltage of ≤ 36 V
Storage	-30° to +80°C (-22° to +176°F)			
Shock and vibration	IEC 60947-5-2/7.4			
Housing material				
Body	Nickel-plated brass			
Front	Grey thermoplastic polyester			
Connection				
Cable	Ø4.1 x 2 m, 3 x 0.25 mm ² , grey PVC, oil proof			
Plug	M12 x 1			
Degree of protection	IP 67			
Weight (cable/nuts included)		EMC protection		
Cable	Max. 85 g	IEC 61000-4-2 (ESD)		According to IEC 60947-5-2
Plug	Max. 45 g	IEC 61000-4-3		8 KV air discharge,
		IEC 61000-4-4		4 KV contact discharge
		IEC 61000-4-6		3 V/m
		IEC 61000-4-8		2 kV
Dimensions	See diagrams below	MTTF_d		3 V
Tightening torque				30 A/m
Distance from sensing face from 2 mm to 7 mm	4 Nm			
> 7 mm	10 Nm			
Setup function				
NO version				
LED flashing (f=0.67 Hz)	0.8 S _n < S _r ≤ S _n			
LED lights continuously	0 ≤ S _r ≤ 0.8 S _n (*)			
NC version				
LED flashing (f=0.67 Hz)	0.8 S _n < S _r ≤ S _n			
LED OFF	0 ≤ S _r ≤ 0.8 S _n (*)			
	(*): safer installation			

Dimensions (mm)

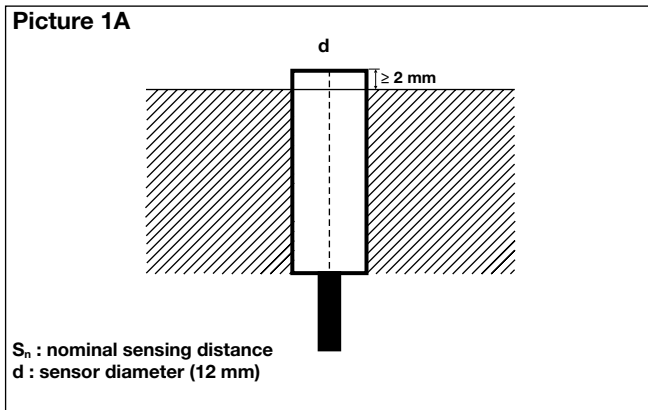


Dimensions (mm) (cont.)

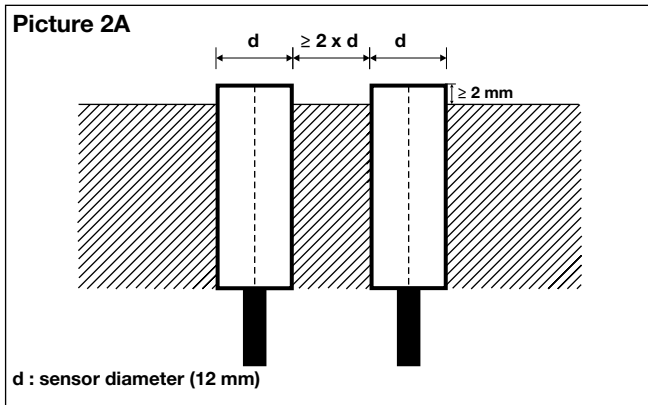


Installation

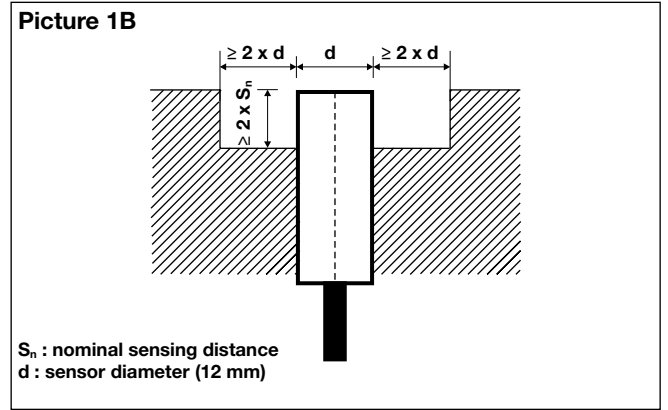
Quasi-flush mountable proximity switches, when installed in damping material, must be according to Picture 1A.



Quasi-flush mountable proximity switches, when installed together in damping material, must be according to Picture 2A.



Non-flush mountable proximity switches, when installed in damping material, must be according to Picture 1B.



Non-flush mountable proximity switches, when installed together in damping material, must be according to Picture 2B.

