

Proximity Inductive Sensors Increased Operating Distance, Nickel-Plated Brass Housing - Types ICB, M30

CARLO GAVAZZI



- Sensing distance: 22 to 40 mm
- Quasi-flush or non-flush mountable
- Short or long body versions
- Rated operational voltage (U_b): 10 - 36 VDC
- Output: DC 200 mA, NPN or PNP
- Normally open or Normally closed
- LED indication for output ON, short-circuit and overload
- Protection: reverse polarity, short circuit, transients
- Cable or M12 plug versions
- According to IEC 60947-5-2
- Setup indicator
- Laser engraved on front cap, permanently legible
- CSA certified for Hazardous Locations



Product Description

A family of inductive proximity switches in industrial standard nickel-plated brass housings. They are able to handle applications where very long operating distance is requested.

Output is open collector NPN or PNP transistors. Less machine downtime thanks to lower risk of mechanical damage.

Ordering Key

ICB30S35F22NOM1

Type	_____
Housing style	_____
Housing material	_____
Housing size	_____
Housing length	_____
Thread length	_____
Detection principle	_____
Sensing distance	_____
Output type	_____
Output configuration	_____
Connection	_____

Type Selection

Connec- tion	Body style	Rated operating distance S_n	Ordering no. NPN, Normally open	Ordering no. PNP, Normally open	Ordering no. NPN, Normally closed	Ordering no. PNP, Normally closed
Cable	Short	22 mm ¹⁾	ICB30S35F22NO	ICB30S35F22PO	ICB30S35F22NC	ICB30S35F22PC
Cable	Short	40 mm ²⁾	ICB30S35N40NO	ICB30S35N40PO	ICB30S35N40NC	ICB30S35N40PC
Plug	Short	22 mm ¹⁾	ICB30S35F22NOM1	ICB30S35F22POM1	ICB30S35F22NCM1	ICB30S35F22PCM1
Plug	Short	40 mm ²⁾	ICB30S35N40NOM1	ICB30S35N40POM1	ICB30S35N40NCM1	ICB30S35N40PCM1
Cable	Long	22 mm ¹⁾	ICB30L50F22NO	ICB30L50F22PO	ICB30L50F22NC	ICB30L50F22PC
Cable	Long	40 mm ²⁾	ICB30L50N40NO	ICB30L50N40PO	ICB30L50N40NC	ICB30L50N40PC
Plug	Long	22 mm ¹⁾	ICB30L50F22NOM1	ICB30L50F22POM1	ICB30L50F22NCM1	ICB30L50F22PCM1
Plug	Long	40mm ²⁾	ICB30L50N40NOM1	ICB30L50N40POM1	ICB30L50N40NCM1	ICB30L50N40PCM1

¹⁾ For quasi-flush mounting in metal

²⁾ For non-flush mounting in metal

Specifications

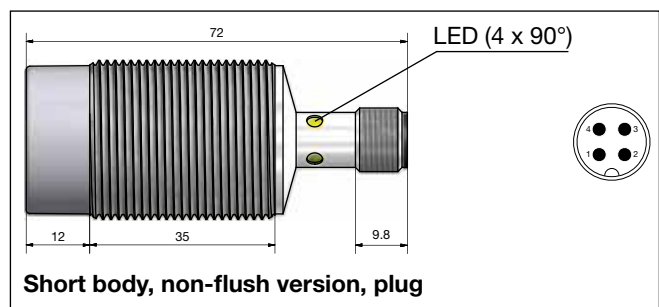
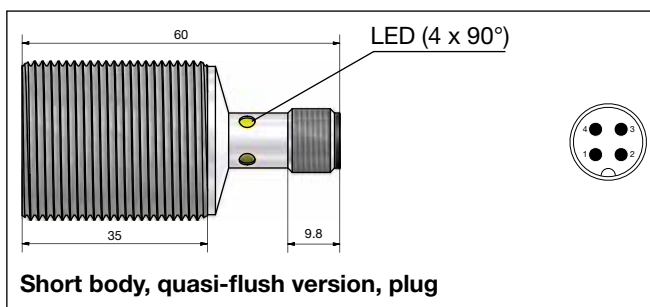
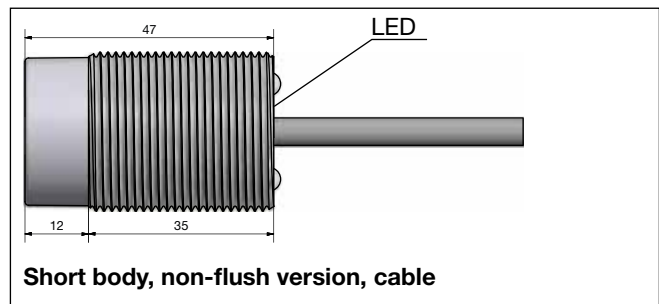
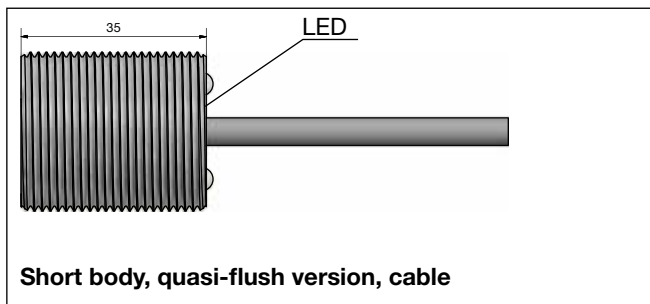
Rated operational voltage (U_b)	10 to 36 VDC (ripple incl.)	Indication for output ON	Activated LED, yellow Target present
Ripple	≤ 10%	NO version	Target present
Output current (I_a)	≤ 200 mA @ 50°C (≤ 150 mA @ 50-70°C)	NC version	Target not present
OFF-state current (I_r)	≤ 50 μA	Indication for short circuit/ overload	LED blinking (f = 2 Hz)
No load supply current (I_s)	≤ 15 mA	Assured operating sensing distance (S_a)	$0 \leq S_a \leq 0.81 \times S_n$
Voltage drop (U_d)	Max. 2.5 VDC @ 200 mA	Effective operating distance (S_r)	$0.9 \times S_n \leq S_r \leq 1.1 \times S_n$
Protection	Reverse polarity, short-circuit, transients	Usable operating distance (S_u)	$0.9 \times S_r \leq S_u \leq 1.1 \times S_r$
Voltage transient	1 kV/0.5 J	Repeat accuracy (R)	≤ 10%
Power ON delay (t_v)	≤ 20 ms	Differential travel (H)	1 to 20% of sensing dist.
Operating frequency (f)	≤ 100 Hz	(Hysteresis)	

Specifications (cont.)

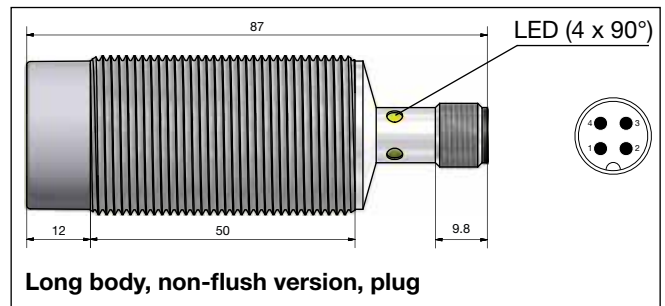
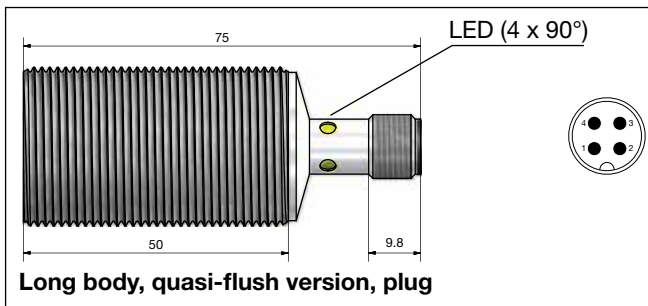
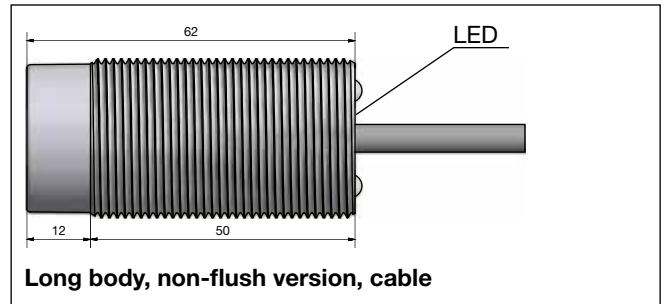
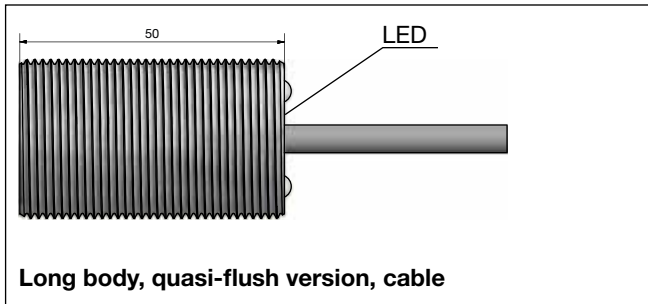
Ambient temperature	
Operating	-25° to +70°C (-13° to +158°F)
Storage	-30° to +80°C (-22° to +176°F)
Shock and vibration	IEC 60947-5-2/7.4
Housing material	
Body	Nickel-plated brass
Front	Grey thermoplastic polyester
Connection	
Cable	Ø5.2 x 2 m, 3 x 0.34 mm ² , grey PVC, oil proof
Plug	M12 x 1
Degree of protection	IP 67
Weight (cable/nuts included)	
Cable	Max. 220 g
Plug	Max. 160 g
Dimensions	See diagrams below
Tightening torque	25 Nm
Setup function	
NO version	
LED flashing (f=0.67 Hz)	$0.8 S_n < S_r \leq S_n$
LED lights continuously	$0 \leq S_r \leq 0.8 S_n$ (*)
NC version	
LED flashing (f=0.67 Hz)	$0.8 S_n < S_r \leq S_n$
LED OFF	$0 \leq S_r \leq 0.8 S_n$ (*)
	(*): safer installation

Approvals	cULus cCSAus	(UL508) As Process Control Equipment for Hazardous Locations. - Class I, Division 2, Groups A, B, C and D. - T5, Enclosure Type 4. Ambient temperature Ta: -25° to +60°C CCC is not required for products with a maximum operating voltage of ≤ 36 V
Note: The terminal connector (version ...M1) was not evaluated. The suitability of the terminal connector should be determined in the end-use application.		
EMC protection	IEC 61000-4-2 (ESD) IEC 61000-4-3 IEC 61000-4-4 IEC 61000-4-6 IEC 61000-4-8	According to IEC 60947-5-2 8 KV air discharge, 4 KV contact discharge 3 V/m 2 kV 3 V 30 A/m
MTTF_d		700 years @ 50°C (122°F)

Dimensions (mm)

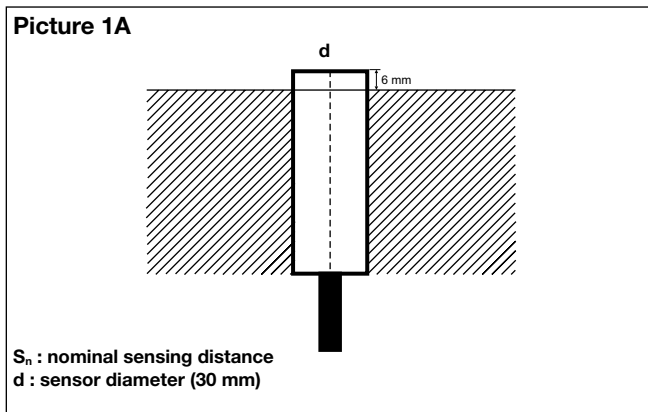


Dimensions (mm) (cont.)

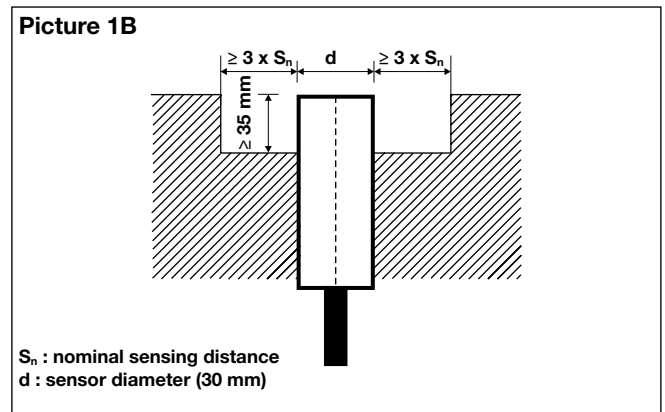


Installation

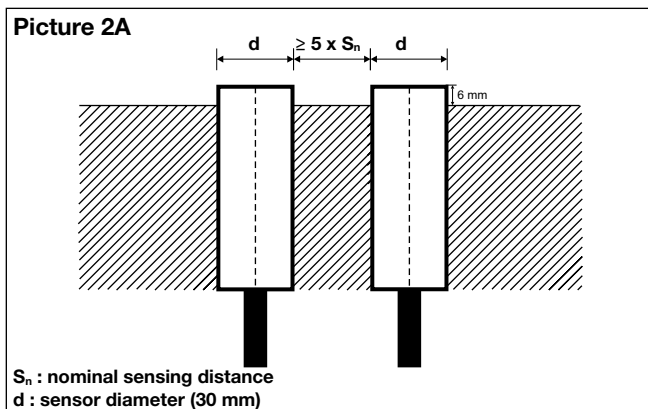
Quasi-flush mountable proximity switches, when installed in damping material, must be according to Picture 1A.



Non-flush mountable proximity switches, when installed in damping material, must be according to Picture 1B.



Quasi-flush mountable proximity switches, when installed together in damping material, must be according to Picture 2A.



Non-flush mountable proximity switches, when installed together in damping material, must be according to Picture 2B.

