

Proximity Inductive Sensors - Ecolab certified Standard and Extended Range, Stainless Steel Housing Types ICS, IP69K, M30

CARLO GAVAZZI



- Sensing distance: 10 to 22 mm
- Flush or non-flush mountable
- Short or long body versions
- Rated operational voltage (U_b): 10 - 36 VDC
- Output: DC 200 mA, NPN or PNP
- Normally open or normally closed
- LED indication for output ON, short-circuit and overload
- Protection: reverse polarity, short circuit and transients
- M12 plug version
- According to IEC 60947-5-2
- High-pressure washdown resistant
- Ecolab certified, FDA-certified plastic
- Laser engraved on the housing, permanently legible
- Extended temperature range: $-40^{\circ}\text{C} \dots +85^{\circ}\text{C}$
- CSA certified for Hazardous Locations



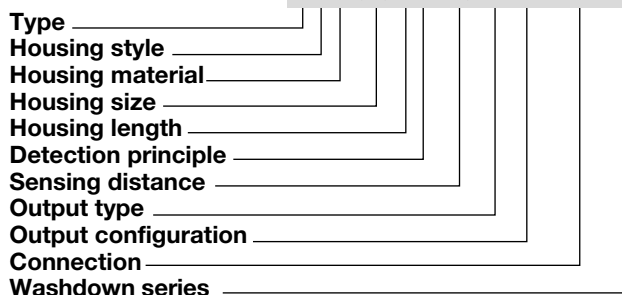
Product Description

A family of inductive proximity switches in stainless steel (AISI 316L) ideal for food and beverage applications where sensors are exposed to high pressure and high temperature cleaning processes.

They are fully sealed and resistant to all common acid and alkaline cleaning agents and disinfectants (Ecolab certified). IP68 and IP69K-rated products. Output is open collector NPN or PNP transistors.

Ordering Key

ICS30LF10NOM1-FB



Type Selection

Connec- tion	Body style	Rated operating distance S_n	Ordering no. NPN, Normally open	Ordering no. PNP, Normally open	Ordering no. NPN, Normally closed	Ordering no. PNP, Normally closed
Standard range						
Plug	Short	10 mm ¹⁾	ICS30SF10NOM1-FB	ICS30SF10POM1-FB	ICS30SF10NCM1-FB	ICS30SF10PCM1-FB
Plug	Short	15 mm ²⁾	ICS30SN15NOM1-FB	ICS30SN15POM1-FB	ICS30SN15NCM1-FB	ICS30SN15PCM1-FB
Plug	Long	10 mm ¹⁾	ICS30LF10NOM1-FB	ICS30LF10POM1-FB	ICS30LF10NCM1-FB	ICS30LF10PCM1-FB
Plug	Long	15 mm ²⁾	ICS30LN15NOM1-FB	ICS30LN15POM1-FB	ICS30LN15NCM1-FB	ICS30LN15PCM1-FB
Extended range						
Plug	Short	15 mm ¹⁾	ICS30SF15NOM1-FB	ICS30SF15POM1-FB	ICS30SF15NCM1-FB	ICS30SF15PCM1-FB
Plug	Short	22 mm ²⁾	ICS30SN22NOM1-FB	ICS30SN22POM1-FB	ICS30SN22NCM1-FB	ICS30SN22PCM1-FB
Plug	Long	15 mm ¹⁾	ICS30LF15NOM1-FB	ICS30LF15POM1-FB	ICS30LF15NCM1-FB	ICS30LF15PCM1-FB
Plug	Long	22 mm ²⁾	ICS30LN22NOM1-FB	ICS30LN22POM1-FB	ICS30LN22NCM1-FB	ICS30LN22PCM1-FB

¹⁾ For flush mounting in metal

²⁾ For non-flush mounting in metal

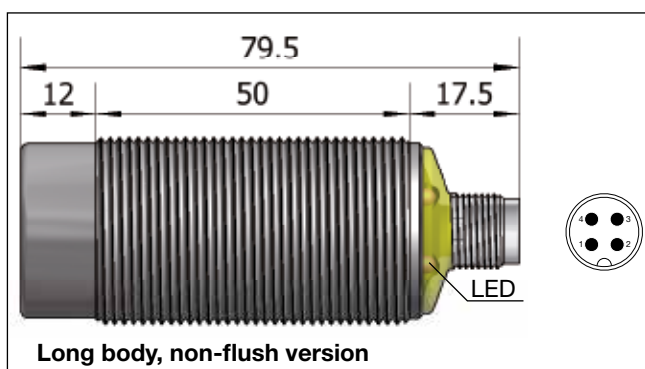
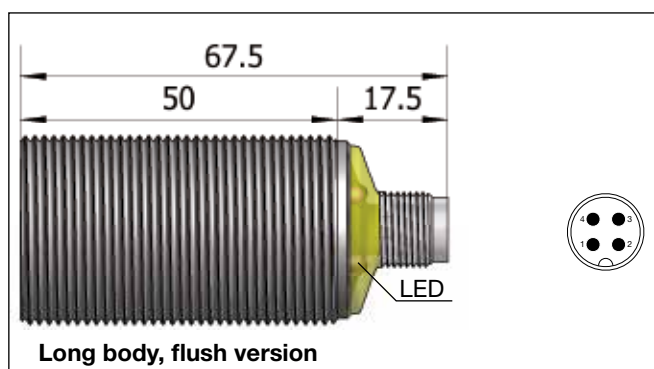
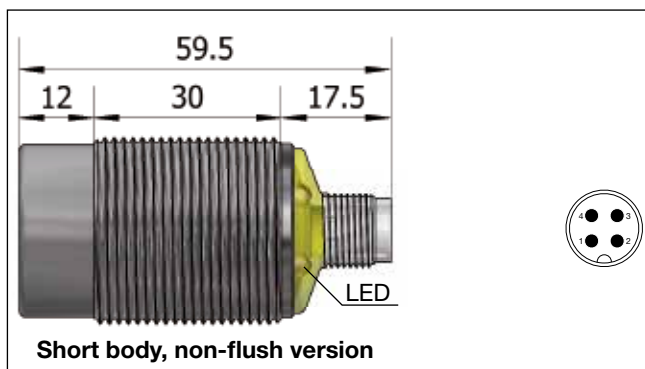
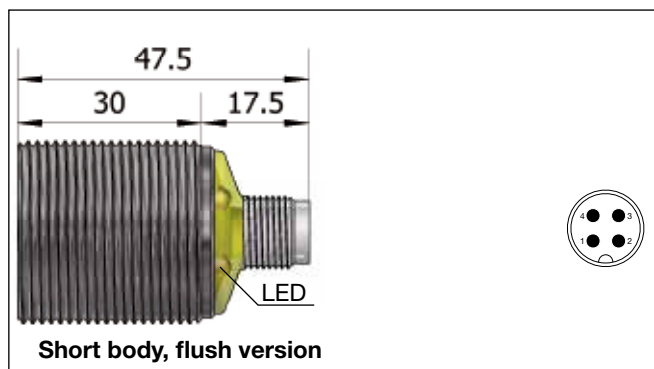
Specifications

Rated operational voltage (U_b)	10 to 36 VDC (ripple incl.)	Voltage transient	1 kV/0.5 J
Ripple	$\leq 10\%$	Power ON delay (t_r)	≤ 20 ms
Output current (I_a)	≤ 200 mA @ 50°C (≤ 150 mA @ $50-80^{\circ}\text{C}$) (≤ 100 mA @ $80-85^{\circ}\text{C}$)	Operating frequency (f)	≤ 1000 Hz
OFF-state current (I_r)	≤ 10 μA	Indication for output ON	Activated LED, yellow NO version Target present NC version Target not present
No load supply current (I_o)	≤ 15 mA	Indication for short circuit/ overload	LED blinking (f = 2 Hz)
Voltage drop (U_d)	Max. 2 VDC @ 200 mA	Assured operating sensing distance (S_a)	$0 \leq S_a \leq 0.81 \times S_n$
Protection	Reverse polarity, short-circuit, transients		

Specifications (cont.)

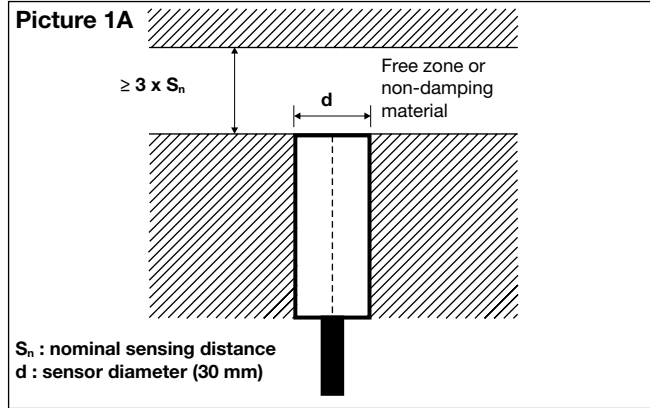
Effective operating distance (S_r)	$0.9 \times S_n \leq S_r \leq 1.1 \times S_n$	Dimensions	See diagrams below
Usable operating distance (S_u)	$0.85 \times S_r \leq S_u \leq 1.15 \times S_r$	Tightening torque	75 Nm
Repeat accuracy (R)	$\leq 5\%$	Approvals	cULus (UL508) cCSAus
Differential travel (H) (Hysteresis)	1 to 20% of sensing dist.	<p>Note: The terminal connector (version ...M1) was not evaluated. The suitability of the terminal connector should be determined in the end-use application.</p>	<p>As Process Control Equipment for Hazardous Locations. - Class I, Division 2, Groups A, B, C and D. - T5, Enclosure Type 4. Ambient temperature Ta: -25° to +60°C CCC is not required for products with a maximum operating voltage of ≤ 36 V</p>
Ambient temperature Operating	-40° to +85°C (-40° to +185°F) short exposure (15') to 100°C during cleaning process		
Storage	-40° to +85°C (-40° to +185°F)		
Shock and vibration	IEC 60947-5-2/7.4		
Housing material Body Plug Front Back part	Stainless steel (AISI 316L) Plastic Grey PPS - FDA-certified Grilamid	EMC protection IEC 61000-4-2 (ESD)	According to IEC 60947-5-2 8 kV air discharge, 4 kV contact discharge
Connection Plug	M12 x 1	IEC 61000-4-3 IEC 61000-4-4 IEC 61000-4-6 IEC 61000-4-8	3 V/m 2 kV 3 V 30 A/m
Degree of protection	IIP67, IP68 (1 m, 7 days), IP69K	MTTF_a	750 years @ 50°C (122°F)
Weight (cable/nuts included)	Max. 130 g		

Dimensions (mm)

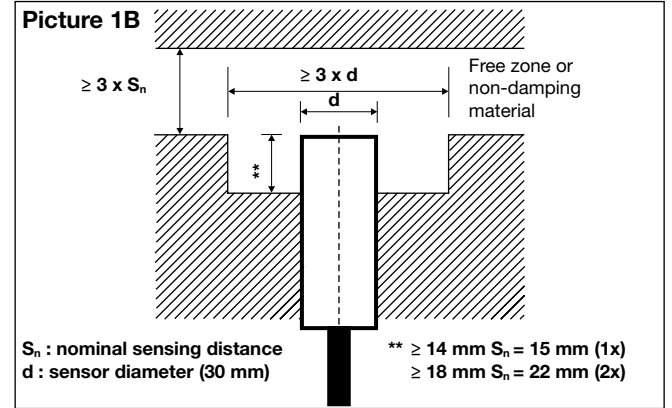


Installation

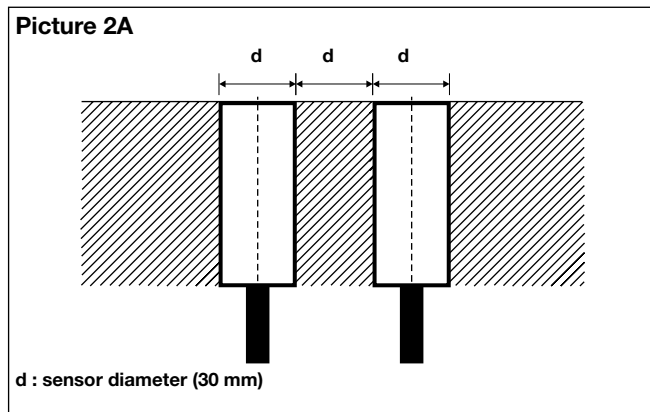
Flush mountable proximity switches, when installed in damping material, must be according to Picture 1A.



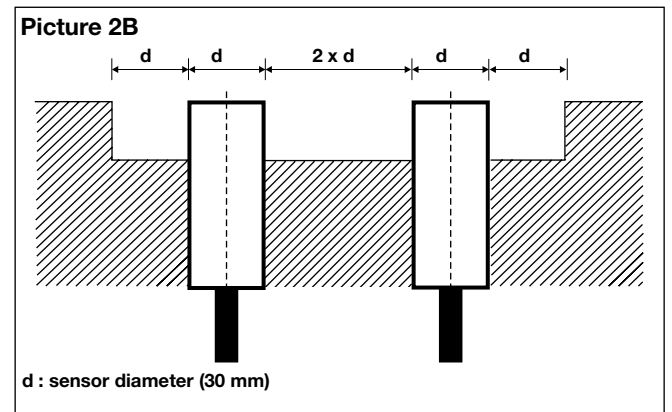
Non-flush mountable proximity switches, when installed in damping material, must be according to Picture 1B.



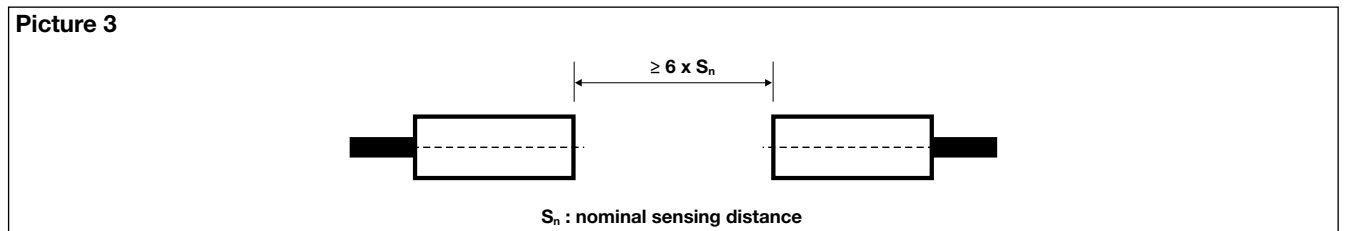
Flush mountable proximity switches, when installed together in damping material, must be according to Picture 2A.



Non-flush mountable proximity switches, when installed together in damping material, must be according to Picture 2B.



For sensors installed opposite each other, a minimum space of $6 \times S_n$ (the nominal sensing distance) must be observed (See Picture 3).



Wiring Diagram

