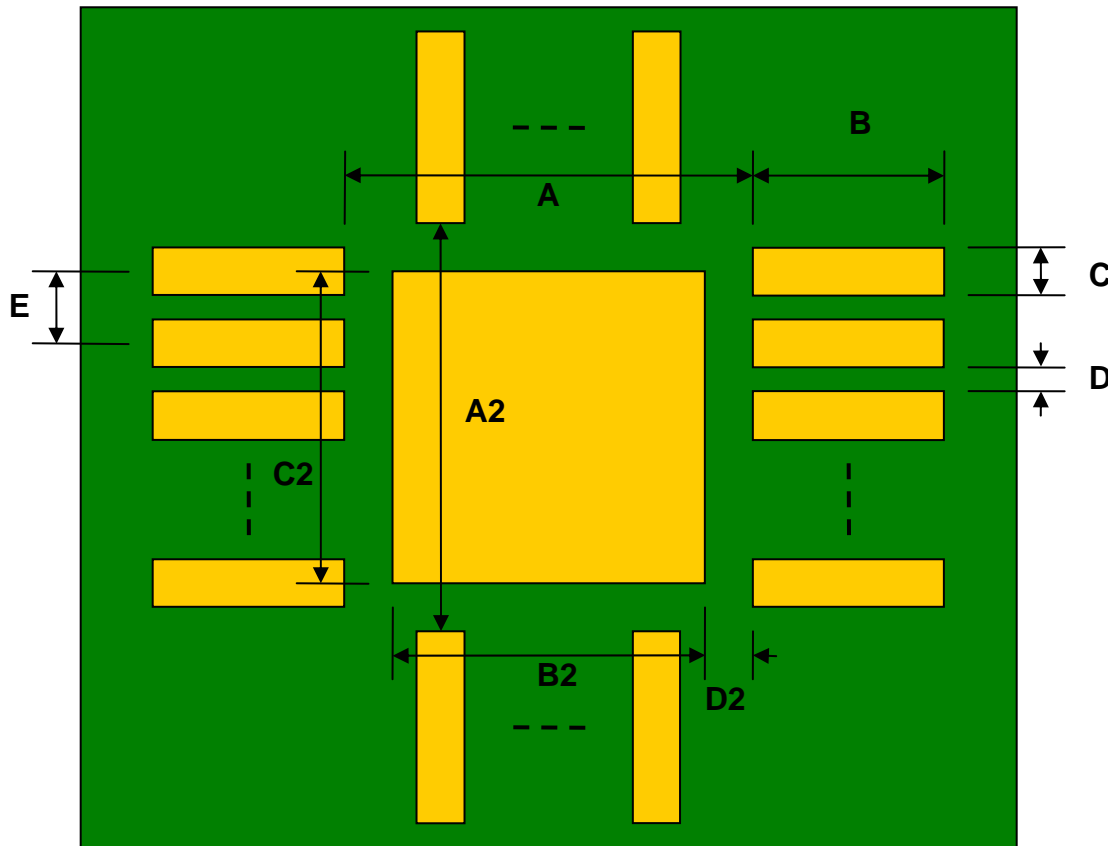


QFN-44 to DIP-48 SMT Adapter (0.5 mm pitch, 7 x 7 mm body)

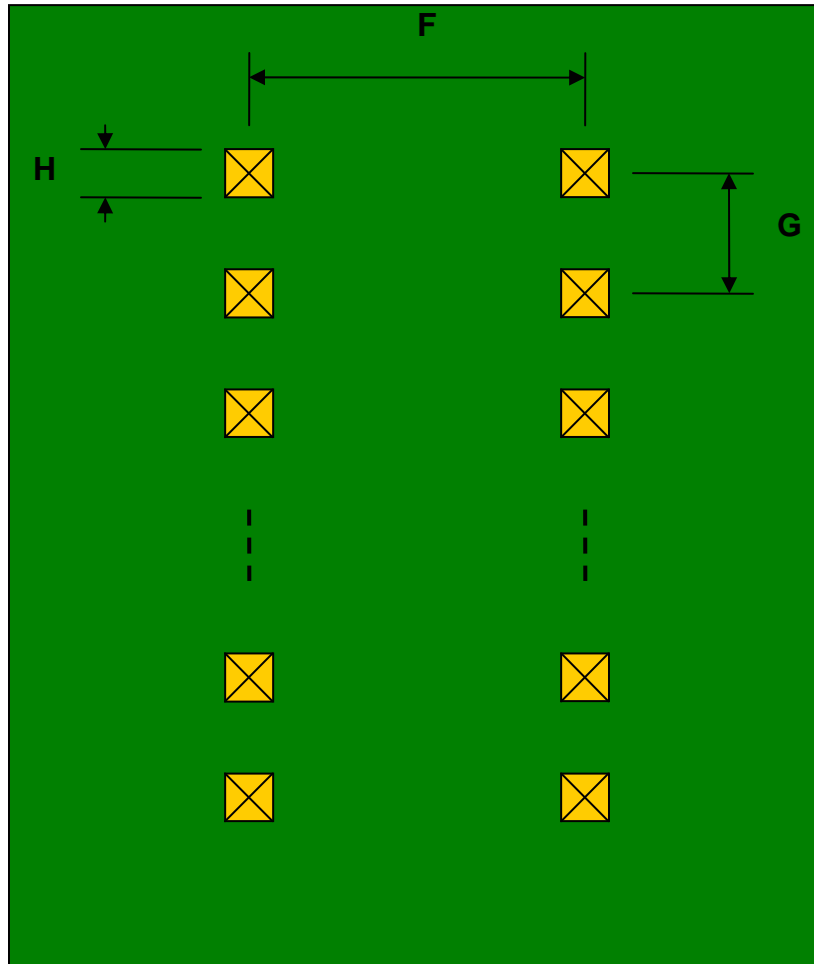
| REF. | DIMENSIONS | | | | | |
|------|------------|------|------|--------|-------|------|
| | mm | | | inches | | |
| | MIN. | TYP. | MAX. | MIN. | TYP. | MAX. |
| A | | 5.80 | | | | |
| A2 | | 5.80 | | | | |
| B | | 0.80 | | | | |
| C | | 0.23 | | | | |
| B2 | | 3.30 | | | | |
| C2 | | 3.30 | | | | |
| D | | 0.27 | | | | |
| D2 | | 1.25 | | | | |
| E | | 0.50 | | | | |
| F | | | | | 0.600 | |
| G | | | | | 0.100 | |
| H | | | | | 0.025 | |

Top View (SMT Footprint)



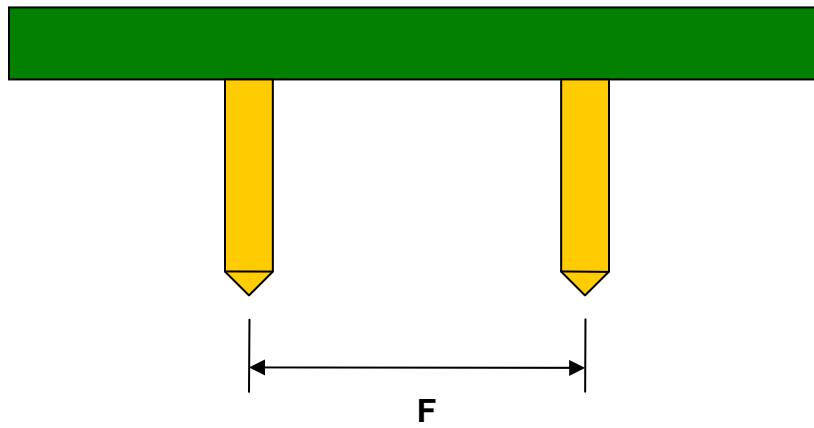
(Representative drawing only - not to scale)

Bottom View (DIP Pins)



(Representative drawing only - not to scale)

Side View (DIP Pins)



(Representative drawing only - not to scale)