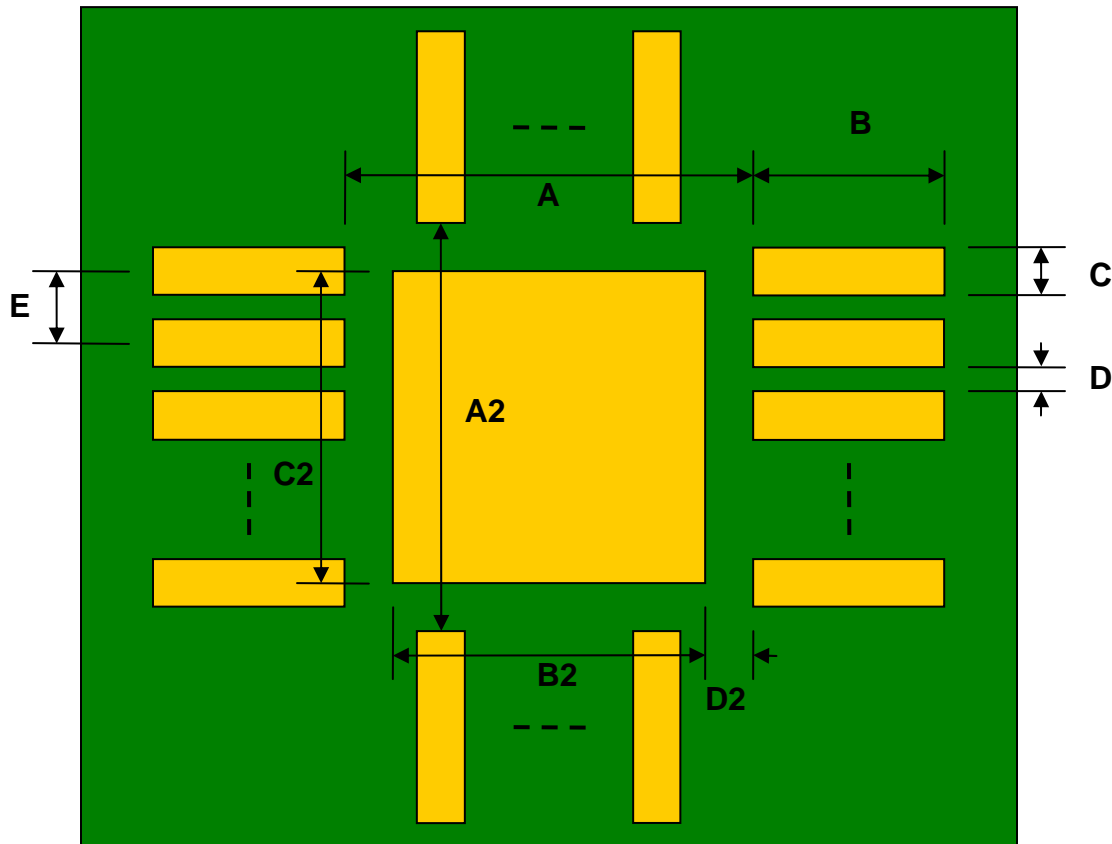


## QFN-42 to DIP-46 SMT Adapter (0.5 mm pitch, 9.0 x 3.5 mm body)

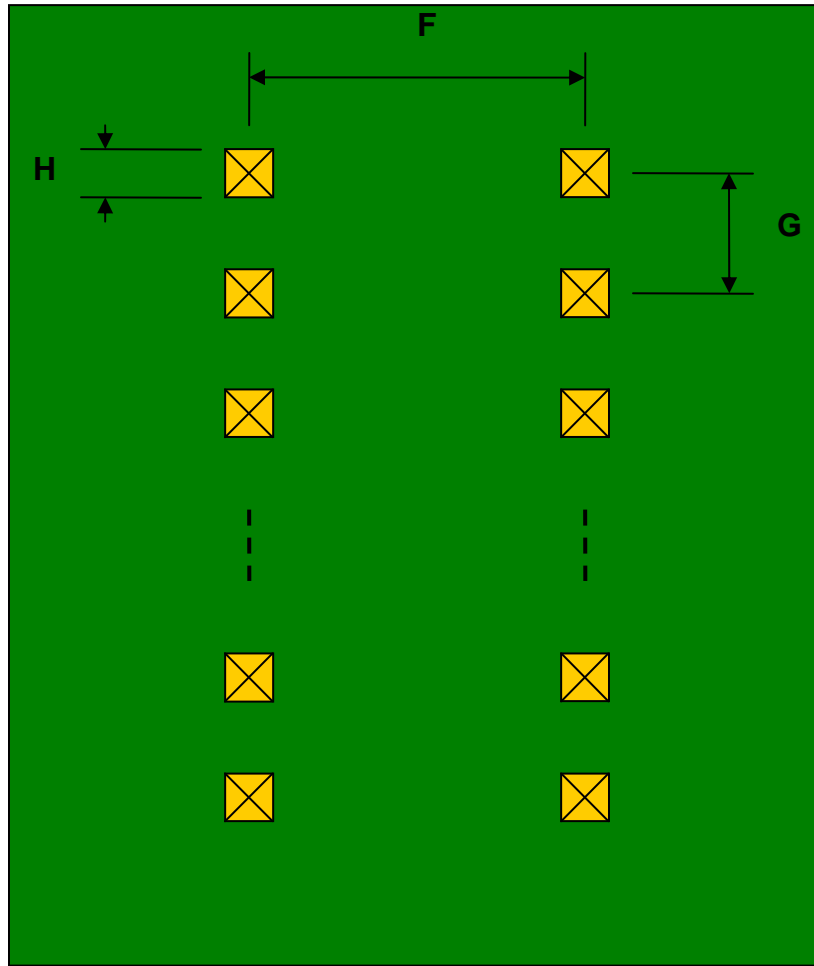
| REF. | DIMENSIONS |       |      |        |       |      |
|------|------------|-------|------|--------|-------|------|
|      | mm         |       |      | inches |       |      |
|      | MIN.       | TYP.  | MAX. | MIN.   | TYP.  | MAX. |
| A    |            | 2.70  |      |        |       |      |
| A2   |            | 8.20  |      |        |       |      |
| B    |            | 0.80  |      |        |       |      |
| C    |            | 0.30  |      |        |       |      |
| B2   |            | 2.05  |      |        |       |      |
| C2   |            | 7.55  |      |        |       |      |
| D    |            | 0.20  |      |        |       |      |
| D2   |            | 0.325 |      |        |       |      |
| E    |            | 0.50  |      |        |       |      |
| F    |            |       |      |        | 0.600 |      |
| G    |            |       |      |        | 0.100 |      |
| H    |            |       |      |        | 0.025 |      |

Top View (SMT Footprint)



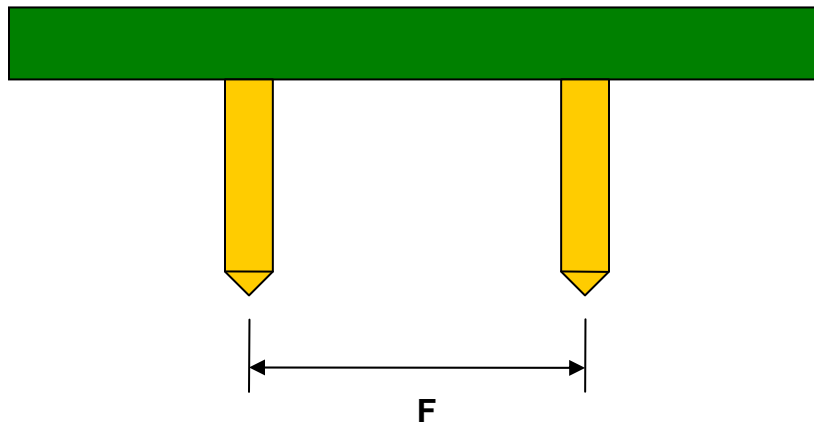
(Representative drawing only - not to scale)

**Bottom View (DIP Pins)**



(Representative drawing only - not to scale)

**Side View (DIP Pins)**



(Representative drawing only - not to scale)