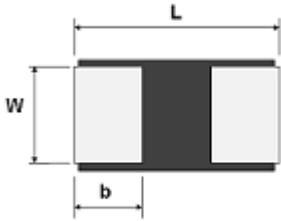


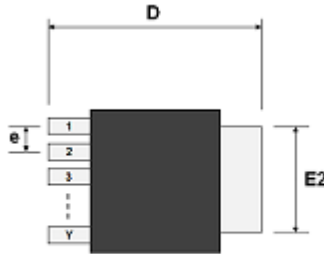
Stencil Selection Guide

Matching millions of ICs to over 600 off-the-shelf SMT stencils

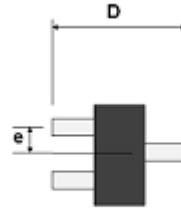
[Discrete Chip](#)
(Page 2)



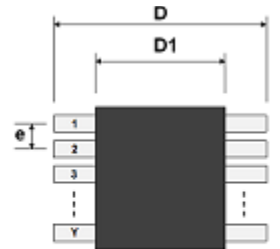
[Single Leaded with Tab](#)
(Page 3)



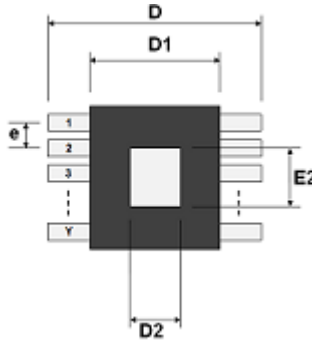
[Dual Leaded 3 Pin](#)
(Page 4)



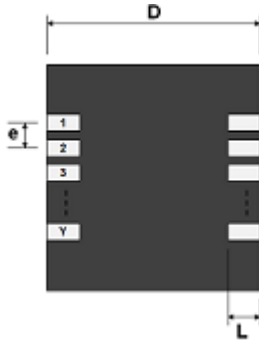
[Dual Leaded](#)
(Page 5-8)



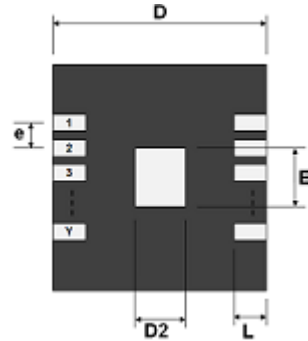
[Dual Leaded with Center Pad](#)
(Page 9)



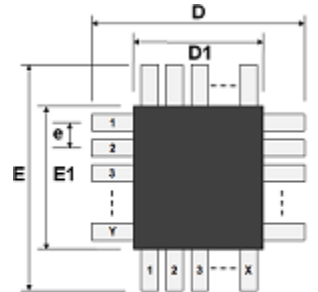
[Dual Flat](#)
(Page 10)



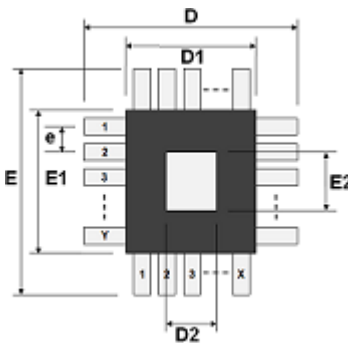
[Dual Flat with Center Pad](#)
(Page 11-12)



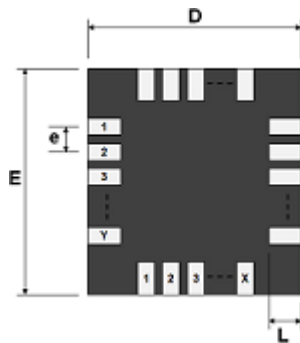
[Quad Leaded](#)
(Page 13-14)



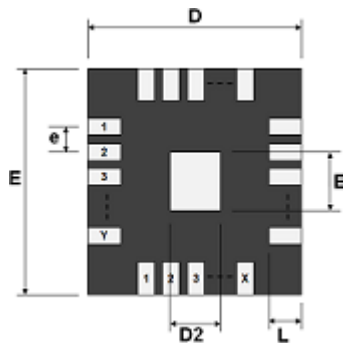
[Quad Leaded with Center Pad](#)
(Page 15)



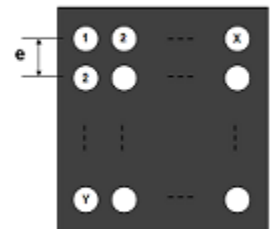
[Quad Flat](#)
(Page 16-17)



[Quad Flat with Center Pad](#)
(Page 18-19)



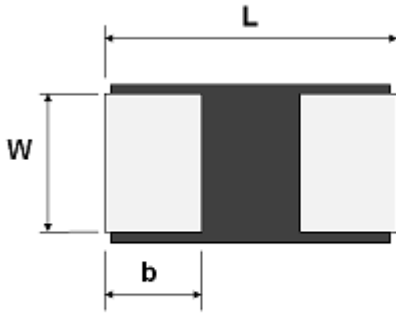
[Ball Grid Array](#)
(Page 20)



Discrete Chip

Matching Instructions:

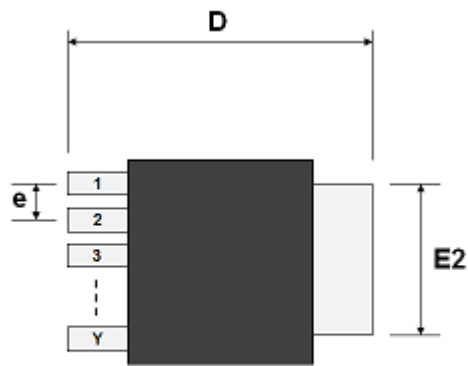
- Find the matching package size.
- Click the datasheet link to check full dimensions.
- Click the image link to see a photograph of the stencil.



Package Size (Imperial)	Pin Tip-to-Tip Length	Part Number	Datasheet	Image
01005	0.2 to 0.6 mm	DC01005-S	DC01005-S.pdf	DC01005-S.jpg
0201	0.4 to 0.8 mm	DC0201-S	DC0201-S.pdf	DC0201-S.jpg
0402	0.25 to 1.55 mm	DC0402-S	DC0402-S.pdf	DC0402-S.jpg
0603	0.7 to 2.5 mm	DC0603-S	DC0603-S.pdf	DC0603-S.jpg
0805	1.05 to 2.95 mm	DC0805-S	DC0805-S.pdf	DC0805-S.jpg
1206	2.05 to 4.15 mm	DC1206-S	DC1206-S.pdf	DC1206-S.jpg
1210	1.9 to 4.1 mm	DC1210-S	DC1210-S.pdf	DC1210-S.jpg
1411	1.1 to 4.7 mm	DC1411-S	DC1411-S.pdf	DC1411-S.jpg
1813	2.7 to 5.5 mm	DC1813-S	DC1813-S.pdf	DC1813-S.jpg
2010	3.45 to 5.95 mm	DC2010-S	DC2010-S.pdf	DC2010-S.jpg
2220	3.75 to 6.85 mm	DC2220-S	DC2220-S.pdf	DC2220-S.jpg
2413	2.6 to 7.1 mm	DC2413-S	DC2413-S.pdf	DC2413-S.jpg
2512	4.85 to 7.35 mm	DC2512-S	DC2512-S.pdf	DC2512-S.jpg
2917	4.15 to 8.25 mm	DC2917-S	DC2917-S.pdf	DC2917-S.jpg
2924	3.85 to 8.55 mm	DC2924-S	DC2924-S.pdf	DC2924-S.jpg

Single Leaded with Tab

Matching Instructions:

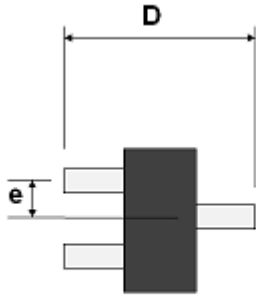


- First match the pin pitch (**e**).
- Match the pin count, or select the closest larger pin count.
- Click the datasheet link to check full dimensions.
- Click the image link to see a photograph of the stencil.

Pin Pitch (e)	Pin Count	Common Name(s)	Part Number	Datasheet	Image
0.3	25	FPC/FFC / Dual Row Offset	FPC030P025-S	FPC030P025-S.pdf	FPC030P025-S.jpg
0.3	45	FPC/FFC / Dual Row Offset	FPC030P045-S	FPC030P045-S.pdf	FPC030P045-S.jpg
0.3	71	FPC/FFC / Dual Row Offset	FPC030P071-S	FPC030P071-S.pdf	FPC030P071-S.jpg
0.4	10	FPC/FFC Connector	FPC040P010-S	FPC040P010-S.pdf	FPC040P010-S.jpg
0.4	20	FPC/FFC Connector	FPC040P020-S	FPC040P020-S.pdf	FPC040P020-S.jpg
0.4	30	FPC/FFC Connector	FPC040P030-S	FPC040P030-S.pdf	FPC040P030-S.jpg
0.4	40	FPC/FFC Connector	FPC040P040-S	FPC040P040-S.pdf	FPC040P040-S.jpg
0.4	50	FPC/FFC Connector	FPC040P050-S	FPC040P050-S.pdf	FPC040P050-S.jpg
0.4	60	FPC/FFC Connector	FPC040P060-S	FPC040P060-S.pdf	FPC040P060-S.jpg
0.4	70	FPC/FFC Connector	FPC040P070-S	FPC040P070-S.pdf	FPC040P070-S.jpg
0.4	80	FPC/FFC Connector	FPC040P080-S	FPC040P080-S.pdf	FPC040P080-S.jpg
0.4	90	FPC/FFC Connector	FPC040P090-S	FPC040P090-S.pdf	FPC040P090-S.jpg
0.5	10	FPC/FFC Connector	FPC050P010-S	FPC050P010-S.pdf	FPC050P010-S.jpg
0.5	20	FPC/FFC Connector	FPC050P020-S	FPC050P020-S.pdf	FPC050P020-S.jpg
0.5	30	FPC/FFC Connector	FPC050P030-S	FPC050P030-S.pdf	FPC050P030-S.jpg
0.5	40	FPC/FFC Connector	FPC050P040-S	FPC050P040-S.pdf	FPC050P040-S.jpg
0.5	50	FPC/FFC Connector	FPC050P050-S	FPC050P050-S.pdf	FPC050P050-S.jpg
0.5	60	FPC/FFC Connector	FPC050P060-S	FPC050P060-S.pdf	FPC050P060-S.jpg
0.5	70	FPC/FFC Connector	FPC050P070-S	FPC050P070-S.pdf	FPC050P070-S.jpg
0.8	10	FPC/FFC Connector	FPC080P010-S	FPC080P010-S.pdf	FPC080P010-S.jpg
0.8	20	FPC/FFC Connector	FPC080P020-S	FPC080P020-S.pdf	FPC080P020-S.jpg
0.8	30	FPC/FFC Connector	FPC080P030-S	FPC080P030-S.pdf	FPC080P030-S.jpg
0.8	40	FPC/FFC Connector	FPC080P040-S	FPC080P040-S.pdf	FPC080P040-S.jpg
0.97	9	TO-263-9 (DDPAK/D2PAK)	PA0187-S	PA0187-S.pdf	PA0187-S.jpg
1	10	FPC/FFC Connector	FPC100P010-S	FPC100P010-S.pdf	FPC100P010-S.jpg
1	20	FPC/FFC Connector	FPC100P020-S	FPC100P020-S.pdf	FPC100P020-S.jpg
1	30	FPC/FFC Connector	FPC100P030-S	FPC100P030-S.pdf	FPC100P030-S.jpg
1	40	FPC/FFC Connector	FPC100P040-S	FPC100P040-S.pdf	FPC100P040-S.jpg
1.145	5	TO-252-5 (DPAK)	PA0244-S	PA0244-S.pdf	PA0244-S.jpg
1.25	10	FPC/FFC Connector	FPC125P010-S	FPC125P010-S.pdf	FPC125P010-S.jpg
1.25	20	FPC/FFC Connector	FPC125P020-S	FPC125P020-S.pdf	FPC125P020-S.jpg
1.25	30	FPC/FFC Connector	FPC125P030-S	FPC125P030-S.pdf	FPC125P030-S.jpg
1.27	7	TO-263-7 (DDPAK/D2PAK)	PA0186-S	PA0186-S.pdf	PA0186-S.jpg
1.5	3	SOT-89	PA0084-S	PA0084-S.pdf	PA0084-S.jpg
1.5	4	SOT-223-5	PA0175-S	PA0175-S.pdf	PA0175-S.jpg
1.7	5	TO-263-5 (DDPAK/D2PAK)	PA0185-S	PA0185-S.pdf	PA0185-S.jpg
2.285	3	TO-252 (DPAK)	PA0183-S	PA0183-S.pdf	PA0183-S.jpg
2.3	3	SOT-223-4	PA0174-S	PA0174-S.pdf	PA0174-S.jpg
2.54	3	TO-263-3 (DDPAK/D2PAK)	PA0184-S	PA0184-S.pdf	PA0184-S.jpg

Dual Leaded 3 Pin

Matching Instructions:

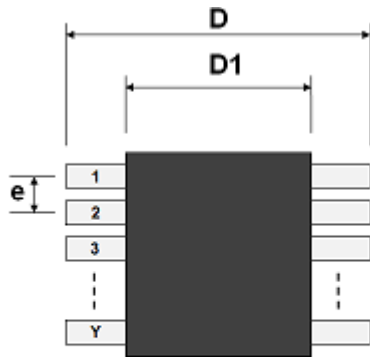


- First match the pin pitch (**e**).
- Match the pin count.
- Click the datasheet link to check full dimensions.
- Click the image link to see a photograph of the stencil.

Pin Pitch (e)	Pin Count	Pin Tip-to-Tip Length	Common Name(s)	Part Number	Datasheet	Image
0.5	3	0.5 to 3.5 mm	SOT-523F	PA0177-S	PA0177-S.pdf	PA0177-S.jpg
0.65	3	1 to 3.9 mm	SC70-3/SOT323	PA0082-S	PA0082-S.pdf	PA0082-S.jpg
0.95	3	0.6 to 4.6 mm	SuperSOT-3	PA0179-S	PA0179-S.pdf	PA0179-S.jpg
0.95	3	1 to 4 mm	SOT23/TO-236	PA0083-S	PA0083-S.pdf	PA0083-S.jpg
1.1	3	2.45 to 4.65 mm	LED-3	IPC0231-S	IPC0231-S.pdf	IPC0231-S.jpg
1.3	3	3 to 5 mm	SuperSOT-3	IPC0203	IPC0203-S.pdf	IPC0203-S.jpg

See [Single Leaded with Tab](#) and [Dual Leaded](#) tables for additional match possibilities.

Dual Ledged



Matching Instructions:

- First match the pin pitch (e).
- Match the pin count.
- Ensure your IC's pin tip-to-tip length (D) fits within the range shown.
- Click the datasheet link to check full dimensions.
- Click the image link to see a photograph of the stencil.

Pin Pitch (e)	Pin Count	Pin Tip-to-Tip Length (D)	Common Name(s)	Part Number	Datasheet	Image
0.4	10	2.5 to 8 mm	Dual Row	DR040P010-S	DR040P010-S.pdf	DR040P010-S.jpg
0.4	14	4.5 to 8.5 mm	TVSOP-14	PA0075-S	PA0075-S.pdf	PA0075-S.jpg
0.4	16	4.5 to 8.5 mm	TVSOP-16	PA0076-S	PA0076-S.pdf	PA0076-S.jpg
0.4	20	4.5 to 8.5 mm	TVSOP-20	PA0077-S	PA0077-S.pdf	PA0077-S.jpg
0.4	20	2.5 to 8 mm	Dual Row	DR040P020-S	DR040P020-S.pdf	DR040P020-S.jpg
0.4	24	4.5 to 8.5 mm	TVSOP-24	PA0078-S	PA0078-S.pdf	PA0078-S.jpg
0.4	30	2.5 to 8 mm	Dual Row	DR040P030-S	DR040P030-S.pdf	DR040P030-S.jpg
0.4	38	4.5 to 8.5 mm	TVSOP-38	PA0079-S	PA0079-S.pdf	PA0079-S.jpg
0.4	40	2.5 to 8 mm	Dual Row	DR040P040-S	DR040P040-S.pdf	DR040P040-S.jpg
0.4	40	0.5 to 18.5 mm	Generic Dual Row	GEN-DR040-P40-S	GEN-DR040-P40-S.pdf	GEN-DR040-P40-S.jpg
0.4	48	4.5 to 8.5 mm	TVSOP-48	PA0080-S	PA0080-S.pdf	PA0080-S.jpg
0.4	50	2.5 to 8 mm	Dual Row	DR040P050-S	DR040P050-S.pdf	DR040P050-S.jpg
0.4	56	4.5 to 8.5 mm	TVSOP-56	PA0081-S	PA0081-S.pdf	PA0081-S.jpg
0.4	60	2.5 to 8 mm	Dual Row	DR040P060-S	DR040P060-S.pdf	DR040P060-S.jpg
0.4	70	2.5 to 8 mm	Dual Row	DR040P070-S	DR040P070-S.pdf	DR040P070-S.jpg
0.4	80	2.5 to 8 mm	Dual Row	DR040P080-S	DR040P080-S.pdf	DR040P080-S.jpg
0.4	90	2.5 to 8 mm	Dual Row	DR040P090-S	DR040P090-S.pdf	DR040P090-S.jpg
0.4	100	2.5 to 8 mm	Dual Row	DR040P100-S	DR040P100-S.pdf	DR040P100-S.jpg
0.45	40	0.5 to 18.5 mm	Generic Dual Row	GEN-DR045-P40-S	GEN-DR045-P40-S.pdf	GEN-DR045-P40-S.jpg
0.5	6	0.25 to 1.1 mm	SOT-886	IPC0129-S	IPC0129-S.pdf	IPC0129-S.jpg
0.5	6	0.7 to 3.7 mm	SOT-563F	PA0178-S	PA0178-S.pdf	PA0178-S.jpg
0.5	6	1.2 to 2.5 mm	SOT-666	IPC0130-S	IPC0130-S.pdf	IPC0130-S.jpg
0.5	8	1.7 to 5.5 mm	VSSOP-8	PA0042-S	PA0042-S.pdf	PA0042-S.jpg
0.5	10	3.8 to 7.8 mm	Mini SOIC-10	PA0169-S	PA0169-S.pdf	PA0169-S.jpg
0.5	10	3.3 to 8.5 mm	Dual Row	DR050P010-S	DR050P010-S.pdf	DR050P010-S.jpg
0.5	10	2.7 to 7.3 mm	uMAX-10	PA0027-S	PA0027-S.pdf	PA0027-S.jpg
0.5	20	3.3 to 8.5 mm	Dual Row	DR050P020-S	DR050P020-S.pdf	DR050P020-S.jpg
0.5	30	3.3 to 8.5 mm	Dual Row	DR050P030-S	DR050P030-S.pdf	DR050P030-S.jpg
0.5	30	3.1 to 7.9 mm	TSSOP-30	PA0038-S	PA0038-S.pdf	PA0038-S.jpg
0.5	32	9.2 to 15.2 mm	TSOP-32(I)	PA0228-S	PA0228-S.pdf	PA0228-S.jpg
0.5	32	18.6 to 23.4 mm	TSOP-32 (I)	PA0097-S	PA0097-S.pdf	PA0097-S.jpg
0.5	38	3.1 to 7.9 mm	TSSOP-38	PA0039-S	PA0039-S.pdf	PA0039-S.jpg
0.5	40	16.6 to 23.4 mm	TSOP-40 (I)	PA0207-S	PA0207-S.pdf	PA0207-S.jpg
0.5	40	3.3 to 8.5 mm	Dual Row	DR050P040-S	DR050P040-S.pdf	DR050P040-S.jpg
0.5	40	0.5 to 18.5 mm	Generic Dual Row	GEN-DR050-P40-S	GEN-DR050-P40-S.pdf	GEN-DR050-P40-S.jpg
0.5	48	6.1 to 9.3 mm	TSSOP-48 (long pins)	IPC0177-S	IPC0177-S.pdf	IPC0177-S.jpg
0.5	48	16.6 to 23.4 mm	TSOP-48 (I)	PA0208-S	PA0208-S.pdf	PA0208-S.jpg
0.5	48	3.1 to 7.9 mm	TSSOP-48	PA0040-S	PA0040-S.pdf	PA0040-S.jpg

Dual Ledged - Table Continues On Next Page

Dual Leaded - Table Continued From Previous Page

Pin Pitch (e)	Pin Count	Pin Tip-to-Tip Length (D)	Common Name(s)	Part Number	Datasheet	Image
0.5	50	3.3 to 8.5 mm	Dual Row	DR050P050-S	DR050P050-S.pdf	DR050P050-S.jpg
0.5	56	6.1 to 9.3 mm	TSSOP-56 (long pins)	IPC0178-S	IPC0178-S.pdf	IPC0178-S.jpg
0.5	56	16.6 to 23.4 mm	TSOP-56 (I)	PA0211-S	PA0211-S.pdf	PA0211-S.jpg
0.5	56	3.1 to 7.9 mm	TSSOP-56	PA0041-S	PA0041-S.pdf	PA0041-S.jpg
0.5	60	3.3 to 8.5 mm	Dual Row	DR050P060-S	DR050P060-S.pdf	DR050P060-S.jpg
0.5	64	6.1 to 9.3 mm	TSSOP-64 (long pins)	IPC0179-S	IPC0179-S.pdf	IPC0179-S.jpg
0.5	70	3.3 to 8.5 mm	Dual Row	DR050P070-S	DR050P070-S.pdf	DR050P070-S.jpg
0.5	80	3.3 to 8.5 mm	Dual Row	DR050P080-S	DR050P080-S.pdf	DR050P080-S.jpg
0.5	86	9.2 to 15.2 mm	TSOP-86 (II)	PA0213-S	PA0213-S.pdf	PA0213-S.jpg
0.5	100	3.3 to 8.5 mm	Dual Row	DR050P100-S	DR050P100-S.pdf	DR050P100-S.jpg
0.5	144	3.3 to 8.5 mm	Dual Row	DR050P144-S	DR050P144-S.pdf	DR050P144-S.jpg
0.55	28	8.8 to 15.6 mm	TSOP-28 (I)	PA0218-S	PA0218-S.pdf	PA0218-S.jpg
0.6	25	2 to 7 mm	FPC/FFC / Dual Row Offset	FPC030P025-S	FPC030P025-S.pdf	FPC030P025-S.jpg
0.6	45	2 to 7 mm	FPC/FFC / Dual Row Offset	FPC030P045-S	FPC030P045-S.pdf	FPC030P045-S.jpg
0.6	71	2 to 7 mm	FPC/FFC / Dual Row Offset	FPC030P071-S	FPC030P071-S.pdf	FPC030P071-S.jpg
0.635	16	3.9 to 7.9 mm	SSOP-16	PA0182-S	PA0182-S.pdf	PA0182-S.jpg
0.635	16	3.8 to 8 mm	QSOP-16	PA0028-S	PA0028-S.pdf	PA0028-S.jpg
0.635	20	3.8 to 8 mm	QSOP-20	PA0029-S	PA0029-S.pdf	PA0029-S.jpg
0.635	24	3.8 to 8 mm	QSOP-24	PA0030-S	PA0030-S.pdf	PA0030-S.jpg
0.635	28	3.8 to 8 mm	QSOP-28	PA0031-S	PA0031-S.pdf	PA0031-S.jpg
0.635	32	7.4 to 11.2 mm	SSOP-32	IPC0149-S	IPC0149-S.pdf	IPC0149-S.jpg
0.635	48	7.5 to 13.5 mm	SSOP-48	PA0227-S	PA0227-S.pdf	PA0227-S.jpg
0.635	48	4.45 to 9.35 mm	SSOP-48	PA0025-S	PA0025-S.pdf	PA0025-S.jpg
0.635	56	7.5 to 13.5 mm	SSOP-56	PA0226-S	PA0226-S.pdf	PA0226-S.jpg
0.65	5	1 to 4 mm	SC70-5/SOT-353	PA0088-S	PA0088-S.pdf	PA0088-S.jpg
0.65	6	1 to 4 mm	SC70-6/SOT-363	PA0087-S	PA0087-S.pdf	PA0087-S.jpg
0.65	8	1.5 to 4.5 mm	SOT23-8/TSOT-8	PA0089-S	PA0089-S.pdf	PA0089-S.jpg
0.65	8	3.8 to 7.8 mm	Mini SOIC-8	PA0168-S	PA0168-S.pdf	PA0168-S.jpg
0.65	8	2.1 to 5.9 mm	VSOP-8	PA0043-S	PA0043-S.pdf	PA0043-S.jpg
0.65	8	1.3 to 5.3 mm	POS-8	PA0172-S	PA0172-S.pdf	PA0172-S.jpg
0.65	8	3.1 to 6.9 mm	VSOP-8	PA0044-S	PA0044-S.pdf	PA0044-S.jpg
0.65	8	4.45 to 9.35 mm	SSOP-8	PA0015-S	PA0015-S.pdf	PA0015-S.jpg
0.65	8	3.1 to 7.9 mm	TSSOP-8	PA0032-S	PA0032-S.pdf	PA0032-S.jpg
0.65	8	2.7 to 7.3 mm	uMAX-8	PA0026-S	PA0026-S.pdf	PA0026-S.jpg
0.65	12	3.3 to 5.6 mm	MSOP-12	IPC0151-S	IPC0151-S.pdf	IPC0151-S.jpg
0.65	14	4.45 to 9.35 mm	SSOP-14	PA0016-S	PA0016-S.pdf	PA0016-S.jpg
0.65	14	3.1 to 7.9 mm	TSSOP-14	PA0033-S	PA0033-S.pdf	PA0033-S.jpg
0.65	16	3.1 to 6.9 mm	VSOP-16	PA0045-S	PA0045-S.pdf	PA0045-S.jpg
0.65	16	4.45 to 9.35 mm	SSOP-16	PA0017-S	PA0017-S.pdf	PA0017-S.jpg
0.65	16	3.1 to 7.9 mm	TSSOP-16	PA0034-S	PA0034-S.pdf	PA0034-S.jpg
0.65	20	4.45 to 9.35 mm	SSOP-20	PA0018-S	PA0018-S.pdf	PA0018-S.jpg
0.65	20	3.1 to 7.9 mm	TSSOP-20	PA0035-S	PA0035-S.pdf	PA0035-S.jpg
0.65	24	5.1 to 9.9 mm	VSOP-24	PA0046-S	PA0046-S.pdf	PA0046-S.jpg
0.65	24	4.45 to 9.35 mm	SSOP-24	PA0019-S	PA0019-S.pdf	PA0019-S.jpg
0.65	24	3.1 to 7.9 mm	TSSOP-24	PA0036-S	PA0036-S.pdf	PA0036-S.jpg
0.65	28	5.1 to 9.9 mm	VSOP-28	PA0047-S	PA0047-S.pdf	PA0047-S.jpg
0.65	28	4.45 to 9.35 mm	SSOP-28	PA0020-S	PA0020-S.pdf	PA0020-S.jpg
0.65	28	3.1 to 7.9 mm	TSSOP-28	PA0037-S	PA0037-S.pdf	PA0037-S.jpg
0.65	30	4.45 to 9.35 mm	SSOP-30	PA0021-S	PA0021-S.pdf	PA0021-S.jpg
0.65	36	7.65 to 11.65 mm	SOP-36	IPC0167-S	IPC0167-S.pdf	IPC0167-S.jpg
0.65	36	4.45 to 9.35 mm	SSOP-36	PA0022-S	PA0022-S.pdf	PA0022-S.jpg
0.65	38	4.45 to 9.35 mm	SSOP-38	PA0024-S	PA0024-S.pdf	PA0024-S.jpg
0.65	40	0.5 to 18.5 mm	Generic Dual Row	GEN-DR065-P40-S	GEN-DR065-P40-S.pdf	GEN-DR065-P40-S.jpg

Dual Leaded - Table Continues On Next Page

Dual Leaded - Table Continued From Previous Page

Pin Pitch (e)	Pin Count	Pin Tip-to-Tip Length (D)	Common Name(s)	Part Number	Datasheet	Image
0.65	44	11.2 to 15.2 mm	HSOP-44	IPC0132-S	IPC0132-S.pdf	IPC0132-S.jpg
0.65	66	9.2 to 15.2 mm	TSOP-66 (II)	PA0212-S	PA0212-S.pdf	PA0212-S.jpg
0.7	40	0.5 to 18.5 mm	Generic Dual Row	GEN-DR070-P40-S	GEN-DR070-P40-S.pdf	GEN-DR070-P40-S.jpg
0.8	36	7.8 to 11.2 mm	SSOP-36	IPC0140-S	IPC0140-S.pdf	IPC0140-S.jpg
0.8	36	4.45 to 9.35 mm	SSOP-36	PA0023-S	PA0023-S.pdf	PA0023-S.jpg
0.8	40	0.5 to 18.5 mm	Generic Dual Row	GEN-DR080-P40-S	GEN-DR080-P40-S.pdf	GEN-DR080-P40-S.jpg
0.8	44	9.2 to 15.2 mm	TSOP-44 (II)	PA0217-S	PA0217-S.pdf	PA0217-S.jpg
0.8	44	7 to 13 mm	SOIC-44	PA0239-S	PA0239-S.pdf	PA0239-S.jpg
0.8	50	9.2 to 15.2 mm	TSOP-50 (II)	PA0209-S	PA0209-S.pdf	PA0209-S.jpg
0.8	54	9.2 to 15.2 mm	TSOP-54 (II)	PA0210-S	PA0210-S.pdf	PA0210-S.jpg
0.8	56	11 to 17 mm	TSOP-56(II)	PA0229-S	PA0229-S.pdf	PA0229-S.jpg
0.95	5	1 to 4 mm	SOT23-5/SC59-5/SC-74A	PA0086-S	PA0086-S.pdf	PA0086-S.jpg
0.95	6	1 to 4 mm	SOT23-6/SC59-6	PA0085-S	PA0085-S.pdf	PA0085-S.jpg
0.95	6	1.6 to 5.6 mm	SuperSOT-6	PA0180-S	PA0180-S.pdf	PA0180-S.jpg
0.95	8	3.4 to 7.4 mm	SuperSOT-8	PA0181-S	PA0181-S.pdf	PA0181-S.jpg
1	4	1.2 to 7.2 mm	Dual Row	DR100P04-S	DR100P04-S.pdf	DR100P04-S.jpg
1	6	1.2 to 7.2 mm	Dual Row	DR100P06-S	DR100P06-S.pdf	DR100P06-S.jpg
1	8	1.2 to 7.2 mm	Dual Row	DR100P08-S	DR100P08-S.pdf	DR100P08-S.jpg
1	10	1.2 to 7.2 mm	Dual Row	DR100P10-S	DR100P10-S.pdf	DR100P10-S.jpg
1	12	1.2 to 7.2 mm	Dual Row	DR100P12-S	DR100P12-S.pdf	DR100P12-S.jpg
1	14	1.2 to 7.2 mm	Dual Row	DR100P14-S	DR100P14-S.pdf	DR100P14-S.jpg
1	16	1.2 to 7.2 mm	Dual Row	DR100P16-S	DR100P16-S.pdf	DR100P16-S.jpg
1	18	1.2 to 7.2 mm	Dual Row	DR100P18-S	DR100P18-S.pdf	DR100P18-S.jpg
1	20	1.2 to 7.2 mm	Dual Row	DR100P20-S	DR100P20-S.pdf	DR100P20-S.jpg
1	22	1.2 to 7.2 mm	Dual Row	DR100P22-S	DR100P22-S.pdf	DR100P22-S.jpg
1	24	6.3 to 9.3 mm	SSOP-24	IPC0162-S	IPC0162-S.pdf	IPC0162-S.jpg
1	24	1.2 to 7.2 mm	Dual Row	DR100P24-S	DR100P24-S.pdf	DR100P24-S.jpg
1	40	1.2 to 7.2 mm	Dual Row	DR100P40-S	DR100P40-S.pdf	DR100P40-S.jpg
1	40	0.5 to 18.5 mm	Generic Dual Row	GEN-DR100-P40-S	GEN-DR100-P40-S.pdf	GEN-DR100-P40-S.jpg
1	80	1.2 to 7.2 mm	Dual Row	DR100P80-S	DR100P80-S.pdf	DR100P80-S.jpg
1.27	4	1.5 to 7.2 mm	Dual Row	DR127P04-S	DR127P04-S.pdf	DR127P04-S.jpg
1.27	6	2.5 to 6.5 mm	TSOC-6	PA0090-S	PA0090-S.pdf	PA0090-S.jpg
1.27	6	1.5 to 7.2 mm	Dual Row	DR127P06-S	DR127P06-S.pdf	DR127P06-S.jpg
1.27	8	2.9 to 7.9 mm	SOIC-8	PA0001-S	PA0001-S.pdf	PA0001-S.jpg
1.27	8	3.65 to 9.65 mm	PSOP-8	PA0173-S	PA0173-S.pdf	PA0173-S.jpg
1.27	8	5.5 to 12.5 mm	SOIC-8	PA0002-S	PA0002-S.pdf	PA0002-S.jpg
1.27	8	1.5 to 7.2 mm	Dual Row	DR127P08-S	DR127P08-S.pdf	DR127P08-S.jpg
1.27	10	1.5 to 7.2 mm	Dual Row	DR127P10-S	DR127P10-S.pdf	DR127P10-S.jpg
1.27	12	1.5 to 7.2 mm	Dual Row	DR127P12-S	DR127P12-S.pdf	DR127P12-S.jpg
1.27	14	2.9 to 7.9 mm	SOIC-14	PA0003-S	PA0003-S.pdf	PA0003-S.jpg
1.27	14	5.5 to 12.5 mm	SOIC-14	PA0004-S	PA0004-S.pdf	PA0004-S.jpg
1.27	14	1.5 to 7.2 mm	Dual Row	DR127P14-S	DR127P14-S.pdf	DR127P14-S.jpg
1.27	16	2.9 to 7.9 mm	SOIC-16	PA0005-S	PA0005-S.pdf	PA0005-S.jpg
1.27	16	5.5 to 12.5 mm	SOIC-16	PA0006-S	PA0006-S.pdf	PA0006-S.jpg
1.27	16	1.5 to 7.2 mm	Dual Row	DR127P16-S	DR127P16-S.pdf	DR127P16-S.jpg
1.27	18	5.5 to 12.5 mm	SOIC-18	PA0007-S	PA0007-S.pdf	PA0007-S.jpg
1.27	18	1.5 to 7.2 mm	Dual Row	DR127P18-S	DR127P18-S.pdf	DR127P18-S.jpg
1.27	20	5.5 to 12.5 mm	SOIC-20	PA0008-S	PA0008-S.pdf	PA0008-S.jpg
1.27	20	1.5 to 7.2 mm	Dual Row	DR127P20-S	DR127P20-S.pdf	DR127P20-S.jpg
1.27	22	1.5 to 7.2 mm	Dual Row	DR127P22-S	DR127P22-S.pdf	DR127P22-S.jpg
1.27	24	5.5 to 12.5 mm	SOIC-24	PA0009-S	PA0009-S.pdf	PA0009-S.jpg
1.27	24	1.5 to 7.2 mm	Dual Row	DR127P24-S	DR127P24-S.pdf	DR127P24-S.jpg
1.27	24	5.5 to 12.5 mm	SOP-24	PA0010-S	PA0010-S.pdf	PA0010-S.jpg

Dual Leaded - Table Continues On Next Page

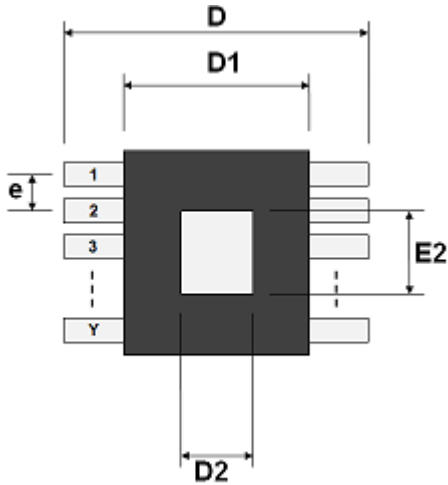
Dual Leaded - Table Continued From Previous Page

Pin Pitch (e)	Pin Count	Pin Tip-to-Tip Length (D)	Common Name(s)	Part Number	Datasheet	Image
1.27	24	7.5 to 12.5 mm	SOIC-24	IPC0204-S	IPC0204-S.pdf	IPC0204-S.jpg
1.27	28	5.5 to 12.5 mm	SOIC-28	PA0011-S	PA0011-S.pdf	PA0011-S.jpg
1.27	32	9.2 to 15.2 mm	TSOP-32 (II)	PA0216-S	PA0216-S.pdf	PA0216-S.jpg
1.27	32	11.5 to 15.5 mm	SOIC-32	IPC0163-S	IPC0163-S.pdf	IPC0163-S.jpg
1.27	32	5.5 to 12.5 mm	SOIC-32	PA0012-S	PA0012-S.pdf	PA0012-S.jpg
1.27	36	8 to 15 mm	SOIC-36	PA0237-S	PA0237-S.pdf	PA0237-S.jpg
1.27	40	10.7 to 17.7 mm	SOP-40	PA0224-S	PA0224-S.pdf	PA0224-S.jpg
1.27	40	1.5 to 7.2 mm	Dual Row	DR127P40-S	DR127P40-S.pdf	DR127P40-S.jpg
1.27	40	0.5 to 20.5 mm	Generic Dual Row	GEN-DR127-P40-S	GEN-DR127-P40-S.pdf	GEN-DR127-P40-S.jpg
1.27	44	8 to 15 mm	SOIC-44	PA0238-S	PA0238-S.pdf	PA0238-S.jpg
1.27	44	13.2 to 17.2 mm	SOIC-44	IPC0169-S	IPC0169-S.pdf	IPC0169-S.jpg
1.27	48	5.5 to 12.5 mm	SOIC-48	PA0013-S	PA0013-S.pdf	PA0013-S.jpg
1.27	54	5.5 to 12.5 mm	SOIC-54	PA0014-S	PA0014-S.pdf	PA0014-S.jpg
1.27	80	1.5 to 7.2 mm	Dual Row	DR127P80-S	DR127P80-S.pdf	DR127P80-S.jpg
1.5	4	1.5 to 4.5 mm	PLCC-4	IPC0148-S	IPC0148-S.pdf	IPC0148-S.jpg
1.6	10	10 to 17 mm	LSOP-10	PA0225-S	PA0225-S.pdf	PA0225-S.jpg
2	4	1.5 to 8.2 mm	Dual Row	DR200P04-S	DR200P04-S.pdf	DR200P04-S.jpg
2	6	1.5 to 8.2 mm	Dual Row	DR200P06-S	DR200P06-S.pdf	DR200P06-S.jpg
2	8	1.5 to 8.2 mm	Dual Row	DR200P08-S	DR200P08-S.pdf	DR200P08-S.jpg
2	10	1.5 to 8.2 mm	Dual Row	DR200P10-S	DR200P10-S.pdf	DR200P10-S.jpg
2	12	1.5 to 8.2 mm	Dual Row	DR200P12-S	DR200P12-S.pdf	DR200P12-S.jpg
2	14	1.5 to 8.2 mm	Dual Row	DR200P14-S	DR200P14-S.pdf	DR200P14-S.jpg
2	16	1.5 to 8.2 mm	Dual Row	DR200P16-S	DR200P16-S.pdf	DR200P16-S.jpg
2	18	1.5 to 8.2 mm	Dual Row	DR200P18-S	DR200P18-S.pdf	DR200P18-S.jpg
2	20	1.5 to 8.2 mm	Dual Row	DR200P20-S	DR200P20-S.pdf	DR200P20-S.jpg
2	22	1.5 to 8.2 mm	Dual Row	DR200P22-S	DR200P22-S.pdf	DR200P22-S.jpg
2	24	1.5 to 8.2 mm	Dual Row	DR200P24-S	DR200P24-S.pdf	DR200P24-S.jpg
2	40	1.5 to 8.2 mm	Dual Row	DR200P40-S	DR200P40-S.pdf	DR200P40-S.jpg
2	40	1.5 to 24.86 mm	Generic Dual Row	GEN-DR200-P40-S	GEN-DR200-P40-S.pdf	GEN-DR200-P40-S.jpg
2	80	1.5 to 8.2 mm	Dual Row	DR200P80-S	DR200P80-S.pdf	DR200P80-S.jpg
2.54	4	2.2 to 8.6 mm	Dual Row	DR254P04-S	DR254P04-S.pdf	DR254P04-S.jpg
2.54	6	2.2 to 8.6 mm	Dual Row	DR254P06-S	DR254P06-S.pdf	DR254P06-S.jpg
2.54	8	6.6 to 12.6 mm	SOP-8	IPC0142-S	IPC0142-S.pdf	IPC0142-S.jpg
2.54	8	2.2 to 8.6 mm	Dual Row	DR254P08-S	DR254P08-S.pdf	DR254P08-S.jpg
2.54	10	2.2 to 8.6 mm	Dual Row	DR254P10-S	DR254P10-S.pdf	DR254P10-S.jpg
2.54	12	2.2 to 8.6 mm	Dual Row	DR254P12-S	DR254P12-S.pdf	DR254P12-S.jpg
2.54	14	2.2 to 8.6 mm	Dual Row	DR254P14-S	DR254P14-S.pdf	DR254P14-S.jpg
2.54	16	2.2 to 8.6 mm	Dual Row	DR254P16-S	DR254P16-S.pdf	DR254P16-S.jpg
2.54	18	2.2 to 8.6 mm	Dual Row	DR254P18-S	DR254P18-S.pdf	DR254P18-S.jpg
2.54	20	2.2 to 8.6 mm	Dual Row	DR254P20-S	DR254P20-S.pdf	DR254P20-S.jpg
2.54	22	2.2 to 8.6 mm	Dual Row	DR254P22-S	DR254P22-S.pdf	DR254P22-S.jpg
2.54	24	2.2 to 8.6 mm	Dual Row	DR254P24-S	DR254P24-S.pdf	DR254P24-S.jpg
2.54	40	2.2 to 8.6 mm	Dual Row	DR254P40-S	DR254P40-S.pdf	DR254P40-S.jpg
2.54	40	1.5 to 24.86 mm	Generic Dual Row	GEN-DR254-P40-S	GEN-DR254-P40-S.pdf	GEN-DR254-P40-S.jpg
2.54	80	2.2 to 8.6 mm	Dual Row	DR254P80-S	DR254P80-S.pdf	DR254P80-S.jpg
5.08	20	1.5 to 24.86 mm	Generic Dual Row	GEN-DR508-P20-S	GEN-DR508-P20-S.pdf	GEN-DR508-P20-S.jpg

See [Dual Flat](#) table for additional match possibilities.

Dual Leaded with Center Pad

Matching Instructions:

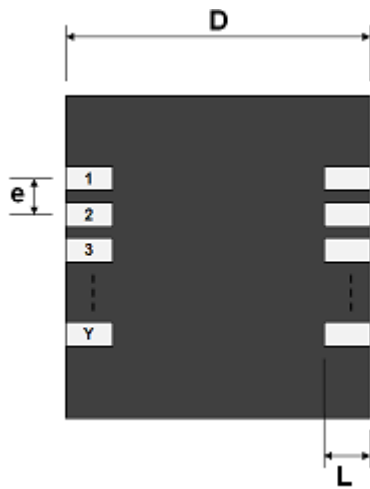


- First match the pin pitch (**e**).
- Match the pin count.
- Ensure your IC's pin tip-to-tip length (**D**) fits within the range shown.
- Click the datasheet link to check full dimensions.
- Click the image link to see a photograph of the stencil.

Pin Pitch (e)	Pin Count	Pin Tip-to-Tip Length (D)	Common Name(s)	Part Number	Datasheet	Image
0.5	10	3.8 to 7.8 mm	Mini SOIC-10 Exp Pad	PA0171-S	PA0171-S.pdf	PA0171-S.jpg
0.5	10	2.76 to 6.76 mm	TSSOP-10-Exp-Pad	PA0191-S	PA0191-S.pdf	PA0191-S.jpg
0.5	36	7.8 to 11.2 mm	PowerSSO-36	IPC0141-S	IPC0141-S.pdf	IPC0141-S.jpg
0.5	56	6.1 to 9.3 mm	HTSSOP-56	IPC0200-S	IPC0200-S.pdf	IPC0200-S.jpg
0.5	64	5.6 to 9.6 mm	TSSOP-64-Exp-Pad	PA0196-S	PA0196-S.pdf	PA0196-S.jpg
0.635	16	4 to 7.2 mm	PowerQSOP-16	IPC0208-S	IPC0208-S.pdf	IPC0208-S.jpg
0.635	28	4 to 7.2 mm	PowerQSOP-28	IPC0209-S	IPC0209-S.pdf	IPC0209-S.jpg
0.635	44	6.1 to 9.1 mm	TSSOP-44	IPC0156-S	IPC0156-S.pdf	IPC0156-S.jpg
0.65	8	3.8 to 7.8 mm	Mini SOIC-8	PA0170-S	PA0170-S.pdf	PA0170-S.jpg
0.65	14	4.16 to 8.16 mm	TSSOP-14-Exp-Pad	PA0192-S	PA0192-S.pdf	PA0192-S.jpg
0.65	16	4.16 to 8.16 mm	TSSOP-16-Exp-Pad	PA0193-S	PA0193-S.pdf	PA0193-S.jpg
0.65	20	4.16 to 8.16 mm	TSSOP-20-Exp-Pad	PA0194-S	PA0194-S.pdf	PA0194-S.jpg
0.65	28	7.7 to 11.7 mm	PowerSSO-28	IPC0114-S	IPC0114-S.pdf	IPC0114-S.jpg
0.65	28	4.16 to 8.16 mm	TSSOP-28-Exp-Pad	PA0195-S	PA0195-S.pdf	PA0195-S.jpg
0.65	28	6.5 to 9.5 mm	PowerSSOP-28	IPC0091-S	IPC0091-S.pdf	IPC0091-S.jpg
0.65	30	6.5 to 9.5 mm	PowerSSOP-30	IPC0092-S	IPC0092-S.pdf	IPC0092-S.jpg
0.65	32	6.5 to 9.5 mm	PowerSSOP-32	IPC0093-S	IPC0093-S.pdf	IPC0093-S.jpg
0.65	36	11.2 to 15.2 mm	PowerSOIC-36	IPC0047-S	IPC0047-S.pdf	IPC0047-S.jpg
0.65	38	6.5 to 9.5 mm	PowerSSOP-38	IPC0094-S	IPC0094-S.pdf	IPC0094-S.jpg
0.65	44	11.2 to 15.2 mm	HSOP-44	IPC0111-S	IPC0111-S.pdf	IPC0111-S.jpg
0.65	48	9.1 to 13.1 mm	HSOP-48	IPC0147-S	IPC0147-S.pdf	IPC0147-S.jpg
0.8	30	11.2 to 15.2 mm	HSOP-30	IPC0116-S	IPC0116-S.pdf	IPC0116-S.jpg
1	24	11.2 to 15.2 mm	PowerSOIC-24	IPC0048-S	IPC0048-S.pdf	IPC0048-S.jpg
1.27	8	4.05 to 6.35 mm	PowerSOIC-8	IPC0051-S	IPC0051-S.pdf	IPC0051-S.jpg
1.27	10	10.1 to 15.1 mm	PowerSOIC-10	IPC0050-S	IPC0050-S.pdf	IPC0050-S.jpg
1.27	16	7.65 to 11.65 mm	PowerPAD-16/PowerSOIC-16	IPC0168-S	IPC0168-S.pdf	IPC0168-S.jpg
1.27	20	11.2 to 15.2 mm	PowerSOIC-20	IPC0049-S	IPC0049-S.pdf	IPC0049-S.jpg
1.27	20	7.65 to 11.65 mm	PowerPAD-20/PowerSOIC-20	IPC0183-S	IPC0183-S.pdf	IPC0183-S.jpg
1.27	24	7.65 to 11.65 mm	PowerPAD-24/PowerSOIC-24	IPC0184-S	IPC0184-S.pdf	IPC0184-S.jpg
1.27	28	7.65 to 11.65 mm	PowerPAD-28/PowerSOIC-28	IPC0185-S	IPC0185-S.pdf	IPC0185-S.jpg

See [Dual Flat with Center Pad](#) table for additional match possibilities.

Dual Flat



Matching Instructions:

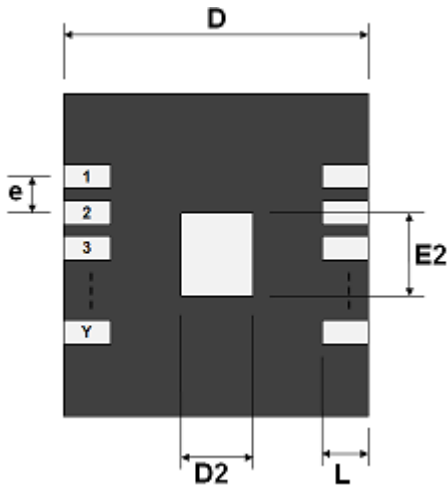
- First match the pin pitch (e).
- Match the pin count.
- Find the closest body size.
- Ensure your IC's pin tip-to-tip length (D) fits within the range shown.
- Click the datasheet link to check full dimensions.
- Click the image link to see a photograph of the stencil.

Pin Pitch (e)	Pin Count	Body Size	Pin Tip-to-Tip Length (D)	Common Name(s)	Part Number	Datasheet	Image
0.35	6	1 x 1 mm	0.175 to 1.235 mm	DFN-6/SON-6	IPC0219-S	IPC0219-S.pdf	IPC0219-S.jpg
0.4	6	1.2 x 1 mm	0.3 to 1.4 mm	DFN-6	IPC0054-S	IPC0054-S.pdf	IPC0054-S.jpg
0.4	10	2 x 2 mm	1.2 to 2.4 mm	DFN-10	IPC0088-S	IPC0088-S.pdf	IPC0088-S.jpg
0.5	4	1.3 x 1.5 mm	0.6 to 1.8 mm	DFN-4	IPC0052-S	IPC0052-S.pdf	IPC0052-S.jpg
0.5	6	1.45 x 1 mm	0.25 to 1.26 mm	DFN-6	IPC0119-S	IPC0119-S.pdf	IPC0119-S.jpg
0.5	6	1.6 x 1.6 mm	0.6 to 2 mm	DFN-6	IPC0056-S	IPC0056-S.pdf	IPC0056-S.jpg
0.5	6	1.6 x 2.6 mm	2.4 to 4.4 mm	DFN-6	IPC0195-S	IPC0195-S.pdf	IPC0195-S.jpg
0.5	6	2 x 2 mm	1 to 5 mm	LLP-6	PA0132-S	PA0132-S.pdf	PA0132-S.jpg
0.5	8	2 x 2 mm	1.2 to 2.4 mm	DFN-8	IPC0060-S	IPC0060-S.pdf	IPC0060-S.jpg
0.57	2	1 x 1 mm	0.2 to 1 mm	LED-2	IPC0224-S	IPC0224-S.pdf	IPC0224-S.jpg
0.65	6	2 x 2 mm	1.2 to 2.4 mm	DFN-6	IPC0087-S	IPC0087-S.pdf	IPC0087-S.jpg
0.65	6	2 x 2.4 mm	0.5 to 2.5 mm	LED-6/DFN-6	IPC0230-S	IPC0230-S.pdf	IPC0230-S.jpg
0.8	14	5.6 x 2.8 mm	1.65 to 2.65 mm	LGA-14	IPC0194-S	IPC0194-S.pdf	IPC0194-S.jpg
0.8	4	3 x 1 mm	2 to 2.8 mm	LED-4	IPC0228-S	IPC0228-S.pdf	IPC0228-S.jpg
0.85	4	2.5 x 1 mm	1.8 to 2.7 mm	LED-4	IPC0227-S	IPC0227-S.pdf	IPC0227-S.jpg
0.97	8	3.94 x 2.36 mm	0.8 to 2 mm	DFN-8/MOS-8	IPC0173-S	IPC0173-S.pdf	IPC0173-S.jpg
1.1	6	3.3 x 3.4 mm	1.65 to 4.25 mm	LED-6/PLCC-6	IPC0229-S	IPC0229-S.pdf	IPC0229-S.jpg
1.25	8	5 x 3 mm	1.1 to 3.2 mm	LGA-8	IPC0198-S	IPC0198-S.pdf	IPC0198-S.jpg

See [Dual Leaded](#) table for additional match possibilities.

Dual Flat with Center Pad

Matching Instructions:



- First match the pin pitch (e).
- Match the pin count.
- Find the closest body size.
- Ensure your IC's pin tip-to-tip length (D) fits within the range shown.
- Click the datasheet link to check full dimensions.
- Click the image link to see a photograph of the stencil.

Pin Pitch (e)	Pin Count	Body Size	Pin Tip-to-Tip Length (D)	Common Name(s)	Part Number	Datasheet	Image
0.4	10	2 x 2 mm	1.3 to 2.7 mm	DFN-10	IPC0157-S	IPC0157-S.pdf	IPC0157-S.jpg
0.4	12	2.5 x 2.5 mm	1.7 to 2.9 mm	DFN-12	IPC0221-S	IPC0221-S.pdf	IPC0221-S.jpg
0.4	12	2.5 x 4 mm	3.2 to 4.8 mm	DFN-12	IPC0127-S	IPC0127-S.pdf	IPC0127-S.jpg
0.4	12	3 x 3 mm	2.2 to 3.4 mm	DFN-12	IPC0155-S	IPC0155-S.pdf	IPC0155-S.jpg
0.4	12	3 x 3 mm	2.2 to 6.2 mm	LLP-12	PA0136-S	PA0136-S.pdf	PA0136-S.jpg
0.4	14	3 x 3 mm	2.9 to 3.9 mm	DFN-14	IPC0084-S	IPC0084-S.pdf	IPC0084-S.jpg
0.4	18	4.5 x 3.5 mm	2.6 to 3.8 mm	DFN-18	IPC0152-S	IPC0152-S.pdf	IPC0152-S.jpg
0.45	8	2 x 3 mm	2.1 to 3.5 mm	DFN-8	IPC0164-S	IPC0164-S.pdf	IPC0164-S.jpg
0.45	12	3 x 2 mm	1.15 to 2.55 mm	DFN-12	IPC0104-S	IPC0104-S.pdf	IPC0104-S.jpg
0.45	12	3 x 3 mm	2.1 to 3.5 mm	DFN-12	IPC0124-S	IPC0124-S.pdf	IPC0124-S.jpg
0.5	6	1.6 x 1.6 mm	1 to 2 mm	DFN-6	IPC0055-S	IPC0055-S.pdf	IPC0055-S.jpg
0.5	6	1.6 x 2.6 mm	2.4 to 4.4 mm	DFN-6	IPC0196-S	IPC0196-S.pdf	IPC0196-S.jpg
0.5	6	2 x 2 mm	1.3 to 4.1 mm	MLP/DFN-6	PA0049-S	PA0049-S.pdf	PA0049-S.jpg
0.5	6	2 x 3 mm	2 to 4 mm	DFN-6	IPC0153-S	IPC0153-S.pdf	IPC0153-S.jpg
0.5	8	2 x 2 mm	1.4 to 2.4 mm	DFN-8	IPC0061-S	IPC0061-S.pdf	IPC0061-S.jpg
0.5	8	2 x 3 mm	2.2 to 3.4 mm	DFN-8	IPC0062-S	IPC0062-S.pdf	IPC0062-S.jpg
0.5	8	2.1 x 2 mm	1.4 to 2.5 mm	DFN-8	IPC0058-S	IPC0058-S.pdf	IPC0058-S.jpg
0.5	8	2.5 x 2 mm	1.7 to 2.9 mm	DFN-8	IPC0059-S	IPC0059-S.pdf	IPC0059-S.jpg
0.5	8	3 x 2 mm	1.2 to 2.4 mm	DFN-8	IPC0085-S	IPC0085-S.pdf	IPC0085-S.jpg
0.5	8	3 x 3 mm	2.2 to 3.4 mm	DFN-8	IPC0064-S	IPC0064-S.pdf	IPC0064-S.jpg
0.5	8	3 x 3 mm	2.2 to 6.2 mm	LLP-8	PA0134-S	PA0134-S.pdf	PA0134-S.jpg
0.5	10	2.5 x 2.5 mm	1.7 to 3.3 mm	DFN-10	IPC0150-S	IPC0150-S.pdf	IPC0150-S.jpg
0.5	10	3 x 2 mm	1.4 to 2.4 mm	DFN-10	IPC0066-S	IPC0066-S.pdf	IPC0066-S.jpg
0.5	10	3 x 3 mm	2.3 to 3.4 mm	DFN-10	IPC0067-S	IPC0067-S.pdf	IPC0067-S.jpg
0.5	10	3 x 3 mm	2.2 to 6.2 mm	LLP-10	PA0135-S	PA0135-S.pdf	PA0135-S.jpg
0.5	10	3 x 3 mm	2 to 5 mm	MLP/MLF-11	PA0051-S	PA0051-S.pdf	PA0051-S.jpg
0.5	10	3 x 3 mm	3.4 to 5.4 mm	MSOP-10	IPC0077-S	IPC0077-S.pdf	IPC0077-S.jpg
0.5	10	4 x 3 mm	3.2 to 4.4 mm	DFN-10	IPC0068-S	IPC0068-S.pdf	IPC0068-S.jpg
0.5	12	3 x 2 mm	1.4 to 2.4 mm	DFN-12	IPC0131-S	IPC0131-S.pdf	IPC0131-S.jpg
0.5	12	3 x 3 mm	2.3 to 3.6 mm	DFN-12	IPC0176-S	IPC0176-S.pdf	IPC0176-S.jpg
0.5	12	4 x 3 mm	2.2 to 3.4 mm	DFN-12	IPC0070-S	IPC0070-S.pdf	IPC0070-S.jpg
0.5	12	4 x 4 mm	3.2 to 4.4 mm	DFN-12	IPC0071-S	IPC0071-S.pdf	IPC0071-S.jpg
0.5	12	4 x 4 mm	3.2 to 4.4 mm	QFN-12/LFCSP-12	IPC0004-S	IPC0004-S.pdf	IPC0004-S.jpg
0.5	14	3 x 4 mm	2.2 to 6.2 mm	LLP-14	PA0137-S	PA0137-S.pdf	PA0137-S.jpg
0.5	14	4 x 3 mm	2.2 to 3.4 mm	DFN-14	IPC0072-S	IPC0072-S.pdf	IPC0072-S.jpg
0.5	14	4 x 4 mm	3.2 to 4.4 mm	DFN-14	IPC0106-S	IPC0106-S.pdf	IPC0106-S.jpg
0.5	14	5 x 4 mm	3 to 6 mm	MLP/MLF-14	PA0052-S	PA0052-S.pdf	PA0052-S.jpg
0.5	14	5 x 5 mm	4.2 to 5.4 mm	DFN-14	IPC0115-S	IPC0115-S.pdf	IPC0115-S.jpg

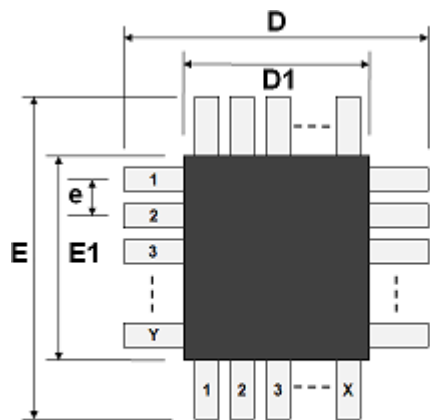
Dual Flat with Center Pad - Table Continues On Next Page

Dual Flat with Center Pad - Table Continued From Previous Page

Pin Pitch (e)	Pin Count	Body Size	Pin Tip-to-Tip Length (D)	Common Name(s)	Part Number	Datasheet	Image
0.5	16	4 x 3 mm	3.4 to 5.4 mm	MSOP-16	IPC0079-S	IPC0079-S.pdf	IPC0079-S.jpg
0.5	16	5 x 3 mm	2.2 to 3.4 mm	DFN-16	IPC0073-S	IPC0073-S.pdf	IPC0073-S.jpg
0.5	16	5 x 4 mm	3.1 to 4.5 mm	DFN-16	IPC0074-S	IPC0074-S.pdf	IPC0074-S.jpg
0.5	16	5 x 4 mm	3.2 to 7.2 mm	DFN-16-Exp-Pad	PA0206-S	PA0206-S.pdf	PA0206-S.jpg
0.5	18	5 x 3 mm	2.2 to 3.4 mm	DFN-18	IPC0075-S	IPC0075-S.pdf	IPC0075-S.jpg
0.5	20	5 x 4 mm	3.2 to 4.8 mm	DFN-20	IPC0206-S	IPC0206-S.pdf	IPC0206-S.jpg
0.5	22	6 x 3 mm	2.2 to 3.6 mm	DFN-22	IPC0159-S	IPC0159-S.pdf	IPC0159-S.jpg
0.5	22	6 x 5 mm	4 to 5.4 mm	DFN-22	IPC0089-S	IPC0089-S.pdf	IPC0089-S.jpg
0.5	24	7 x 4 mm	3.1 to 4.5 mm	DFN-24	IPC0112-S	IPC0112-S.pdf	IPC0112-S.jpg
0.65	5	2.0 x 2.1 mm	1.4 to 2.5 mm	DFN-5	IPC0053-S	IPC0053-S.pdf	IPC0053-S.jpg
0.65	6	2 x 2 mm	1.6 to 2.6 mm	DFN-6	IPC0123-S	IPC0123-S.pdf	IPC0123-S.jpg
0.65	6	2 x 2 mm	1.45 to 2.37 mm	SON-6	IPC0165-S	IPC0165-S.pdf	IPC0165-S.jpg
0.65	6	2 x 2.1 mm	1.4 to 2.5 mm	DFN-6	IPC0057-S	IPC0057-S.pdf	IPC0057-S.jpg
0.65	6	2.2 x 2.5 mm	1.7 to 5.7 mm	LLP-6	PA0133-S	PA0133-S.pdf	PA0133-S.jpg
0.65	8	3 x 3 mm	2.2 to 3.4 mm	DFN-8	IPC0063-S	IPC0063-S.pdf	IPC0063-S.jpg
0.65	8	3 x 3 mm	2 to 5 mm	MLP/MLF-8	PA0050-S	PA0050-S.pdf	PA0050-S.jpg
0.65	8	3 x 3 mm	3.4 to 5.4 mm	MSOP-8	IPC0076-S	IPC0076-S.pdf	IPC0076-S.jpg
0.65	8	3 x 3 mm	2 to 5 mm	QFN-8/LFCSP-8	PA0058-S	PA0058-S.pdf	PA0058-S.jpg
0.65	12	4 x 3 mm	3.4 to 5.4 mm	MSOP-12	IPC0078-S	IPC0078-S.pdf	IPC0078-S.jpg
0.8	8	3 x 3 mm	2.1 to 3.5 mm	DFN-8	IPC0226-S	IPC0226-S.pdf	IPC0226-S.jpg
0.8	8	3 x 3 mm	2.1 to 3.5 mm	DFN-8 (2 exp pads)	IPC0225-S	IPC0225-S.pdf	IPC0225-S.jpg
0.8	8	4 x 4 mm	3 to 4.4 mm	DFN-8	IPC0065-S	IPC0065-S.pdf	IPC0065-S.jpg
0.8	10	4 x 4 mm	3.2 to 4.4 mm	DFN-10	IPC0069-S	IPC0069-S.pdf	IPC0069-S.jpg
0.8	12	5 x 4.5 mm	3.5 to 4.8 mm	DFN-12	IPC0210-S	IPC0210-S.pdf	IPC0210-S.jpg
0.8	12	5 x 4.5 mm	3.5 to 4.8 mm	DFN-12 (4 exp pads)	IPC0211-S	IPC0211-S.pdf	IPC0211-S.jpg
0.8	12	5 x 4.5 mm	3.5 x 4.8 mm	DFN-12 (4 exp pads)	IPC0214-S	IPC0214-S.pdf	IPC0214-S.jpg
0.95	5	3 x 3 mm	1.9 to 5.2 mm	MLP/DFN-5	PA0048-S	PA0048-S.pdf	PA0048-S.jpg
0.95	6	3 x 3 mm	2.4 to 3.4 mm	DFN-6	IPC0083-S	IPC0083-S.pdf	IPC0083-S.jpg
1.27	8	6 x 5 mm	4.8 to 6.4 mm	DFN-8	IPC0086-S	IPC0086-S.pdf	IPC0086-S.jpg
1.27	8	6 x 8 mm	7 to 8.6 mm	DFN-8/MLP-8	IPC0172-S	IPC0172-S.pdf	IPC0172-S.jpg
1.6	6	5 x 5 mm	4 to 8.4 mm	LED-6	IPC0216-S	IPC0216-S.pdf	IPC0216-S.jpg
2.75	2	3.5 x 3.5 mm	2.3 to 3.3 mm	LED-2	IPC0223-S	IPC0223-S.pdf	IPC0223-S.jpg

See [Dual Leaded with Center Pad](#) table for additional match possibilities.

Quad Leaded



Matching Instructions:

- First match the pin pitch (e).
- Match the pin count.
- Find the closest body size.
- Ensure your IC's pin tip-to-tip length (D) fits within the range shown.
- Click the datasheet link to check full dimensions.
- Click the image link to see a photograph of the stencil.

Pin Pitch (e)	Pin Count	Body Size	Pin Tip-to-Tip Length (D)	Common Name(s)	Part Number	Datasheet	Image
0.4	100	12 x 12 mm	12 to 16 mm	TQFP-100	PA0223-S	PA0223-S.pdf	PA0223-S.jpg
0.4	128	14 x 14 mm	13.6 to 17.6 mm	TQFP-128	PA0190-S	PA0190-S.pdf	PA0190-S.jpg
0.4	144	16 x 16 mm	15.6 to 19.6 mm	TQFP-144	PA0220-S	PA0220-S.pdf	PA0220-S.jpg
0.5	32	5 x 5 mm	5 to 9 mm	TQFP-32	PA0092-S	PA0092-S.pdf	PA0092-S.jpg
0.5	48	7 x 7 mm	7 to 11 mm	TQFP-48/LQFP-48	PA0094-S	PA0094-S.pdf	PA0094-S.jpg
0.5	64	10 x 10 mm	10 to 14 mm	TQFP-64/LQFP-64/VQFP-64	PA0096-S	PA0096-S.pdf	PA0096-S.jpg
0.5	80	12 x 12 mm	12 to 16 mm	TQFP-80/LQFP-80	PA0110-S	PA0110-S.pdf	PA0110-S.jpg
0.5	100	14 x 14 mm	13.6 to 17.6 mm	TQFP-100/VQFP-100	PA0109-S	PA0109-S.pdf	PA0109-S.jpg
0.5	128	14 x 20 mm	13.6 to 17.6 mm	LQFP-128/PQFP-128	PA0121-S	PA0121-S.pdf	PA0121-S.jpg
0.5	128	14 x 20 mm	13.6 to 17.6 mm	TQFP-128	PA0221-S	PA0221-S.pdf	PA0221-S.jpg
0.5	128	20 x 20 mm	19.6 to 23.6 mm	LQFP-128	PA0122-S	PA0122-S.pdf	PA0122-S.jpg
0.5	144	20 x 20 mm	19.6 to 23.6 mm	TQFP-144/LQFP-144	PA0188-S	PA0188-S.pdf	PA0188-S.jpg
0.5	160	24 x 24 mm	23.6 to 27.6 mm	TQFP-160	PA0199-S	PA0199-S.pdf	PA0199-S.jpg
0.5	176	24 x 24 mm	23.6 to 27.6 mm	LQFP-176	PA0189-S	PA0189-S.pdf	PA0189-S.jpg
0.5	208	28 x 28 mm	27 to 33 mm	PQFP-208	PA0202-S	PA0202-S.pdf	PA0202-S.jpg
0.5	240	32 x 32 mm	31 to 37 mm	RQFP-240	PA0205-S	PA0205-S.pdf	PA0205-S.jpg
0.65	40	7 x 7 mm	7 to 11 mm	LQFP-40	PA0235-S	PA0235-S.pdf	PA0235-S.jpg
0.65	48	10 x 10 mm	10 to 14 mm	LQFP-48	PA0240-S	PA0240-S.pdf	PA0240-S.jpg
0.65	52	10 x 10 mm	10 to 14 mm	MQFP-52/LQFP-52/TQFP-52	PA0104-S	PA0104-S.pdf	PA0104-S.jpg
0.65	56	10 x 10 mm	10 to 16 mm	TQFP-56	PA0230-S	PA0230-S.pdf	PA0230-S.jpg
0.65	64	12 x 12 mm	12.3 to 14.7 mm	TQFP-64	IPC0138-S	IPC0138-S.pdf	IPC0138-S.jpg
0.65	80	14 x 14 mm	14 to 19 mm	PQFP-80	PA0114-S	PA0114-S.pdf	PA0114-S.jpg
0.65	100	14 x 20 mm	13.6 to 17.6 mm	PQFP-100	PA0200-S	PA0200-S.pdf	PA0200-S.jpg
0.65	112	20 x 20 mm	20 to 23 mm	LQFP-112	PA0203-S	PA0203-S.pdf	PA0203-S.jpg
0.65	160	28 x 28 mm	26.6 to 32.6 mm	PQFP-160	PA0201-S	PA0201-S.pdf	PA0201-S.jpg
0.8	32	7 x 7 mm	7 to 11 mm	TQFP-32/LQFP-32	PA0091-S	PA0091-S.pdf	PA0091-S.jpg
0.8	44	10 x 10 mm	11.2 to 15.2 mm	MQFP-44	IPC0160-S	IPC0160-S.pdf	IPC0160-S.jpg
0.8	44	10 x 10 mm	10 to 14 mm	TQFP-44/LQFP-44/PQFP-44/VQFP-44	PA0093-S	PA0093-S.pdf	PA0093-S.jpg
0.8	44	14 x 14 mm	14.3 to 18.3 mm	TQFP-44	IPC0134-S	IPC0134-S.pdf	IPC0134-S.jpg
0.8	48	10 x 14 mm	10.3 to 12.7 mm	TQFP-48	IPC0136-S	IPC0136-S.pdf	IPC0136-S.jpg
0.8	48	11 x 11 mm	11 to 15 mm	PQFP-48	PA0095-S	PA0095-S.pdf	PA0095-S.jpg
0.8	60	14 x 14 mm	14.3 to 18.3 mm	TQFP-60	IPC0137-S	IPC0137-S.pdf	IPC0137-S.jpg
0.8	64	14 x 14 mm	14 to 19 mm	TQFP-64/PQFP-64	PA0113-S	PA0113-S.pdf	PA0113-S.jpg
0.8	80	14 x 20 mm	14.3 to 19.5 mm	TQFP-80	IPC0139-S	IPC0139-S.pdf	IPC0139-S.jpg

Quad Leaded - Table Continues On Next Page

Quad Leaded - Table Continued From Previous Page

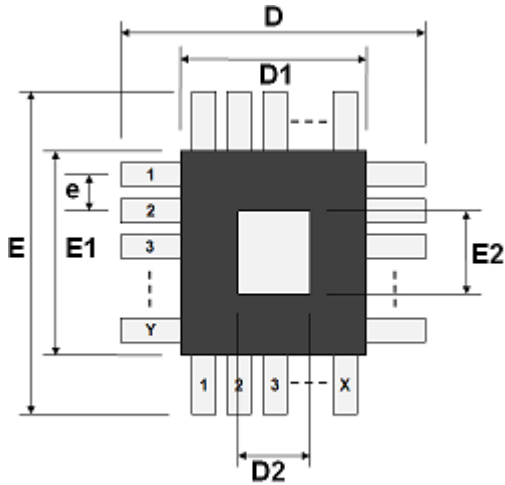
Pin Pitch (e)	Pin Count	Body Size	Pin Tip-to-Tip Length (D)	Common Name(s)	Part Number	Datasheet	Image
1	44	14 x 14 mm	14.3 to 18.9 mm	TQFP-44	IPC0135-S	IPC0135-S.pdf	IPC0135-S.jpg
1	52	14 x 14 mm	14 to 19 mm	TQFP-52	PA0241-S	PA0241-S.pdf	PA0241-S.jpg
1	64	14 x 20 mm	14.3 to 18.5 mm	TQFP-64	IPC0133-S	IPC0133-S.pdf	IPC0133-S.jpg
1.27	16	7.4 x 7.4 mm	5 to 10.5 mm	PLCC-16/JLCC-16/LCC-16	PA0242	PA0242-S.pdf	PA0242-S.jpg
1.27	20	10 x 10 mm	6.75 to 12.25 mm	PLCC-20/JLCC-20/LCC-20	PA0105	PA0105-S.pdf	PA0105-S.jpg
1.27	28	12.5 x 12.5 mm	9.25 to 14.75 mm	PLCC-28/JLCC-28/LCC-28	PA0106	PA0106-S.pdf	PA0106-S.jpg
1.27	32	11.5 x 14 mm	9.25 to 14.75 mm	PLCC-32/JLCC-32/LCC-32	PA0214	PA0214-S.pdf	PA0214-S.jpg
1.27	44	17.5 x 17.5 mm	14.25 to 19.75 mm	PLCC-44/JLCC-44/LCC-44	PA0107	PA0107-S.pdf	PA0107-S.jpg
1.27	52	19 x 19 mm	16.75 to 22.25 mm	PLCC-52/JLCC-52/LCC-52	PA0219	PA0219-S.pdf	PA0219-S.jpg
1.27	68	25 x 25 mm	21.75 to 27.25 mm	PLCC-68/JLCC-68/LCC-68	IPC0193	IPC0193-S.pdf	IPC0193-S.jpg
1.27	68	25 x 25 mm	21.75 to 27.25 mm	PLCC-68/JLCC-68/LCC-68	PA0108	PA0108-S.pdf	PA0108-S.jpg
1.27	84	30 x 30 mm	26.95 to 32.45 mm	PLCC-84/JLCC-84/LCC-84	PA0111	PA0111-S.pdf	PA0111-S.jpg

See [Quad Flat](#) table for additional match possibilities.

Quad Leaded with Center Pad

Matching Instructions:

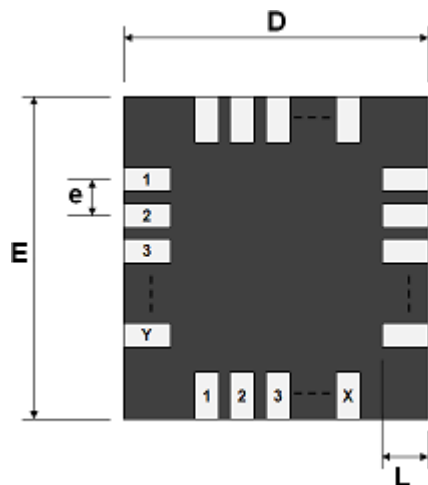
- First match the pin pitch (e).
- Match the pin count.
- Find the closest body size.
- Ensure your IC Tip-to-Tip Length (D) fits within the range shown.
- Click the datasheet link to check full dimensions.
- Click the image link to see a photograph of the adapter.



Pin Pitch (e)	Pin Count	Body Size	Pin Tip-to-Tip Length (D)	Common Name(s)	Part Number	Datasheet	Image
0.4	64	7 x 7 mm	7 to 10 mm	HTQFP-64	IPC0238-S	IPC0238-S.pdf	IPC0238-S.jpg
0.5	48	7 x 7 mm	7 to 10 mm	HTQFP-48	IPC0237-S	IPC0237-S.pdf	IPC0237-S.jpg
0.5	64	10 x 10 mm	9.6 to 12.8 mm	HTQFP-64	IPC0201-S	IPC0201-S.pdf	IPC0201-S.jpg
0.5	80	12 x 12 mm	12 to 15 mm	HTQFP-80	IPC0234-S	IPC0234-S.pdf	IPC0234-S.jpg
0.5	100	14 x 14 mm	14 to 17 mm	HTQFP-100	IPC0233-S	IPC0233-S.pdf	IPC0233-S.jpg
0.65	52	10 x 10 mm	10 to 13 mm	HTQFP-52	IPC0236-S	IPC0236-S.pdf	IPC0236-S.jpg
0.8	44	10 x 10 mm	10 to 13 mm	HTQFP-44	IPC0235-S	IPC0235-S.pdf	IPC0235-S.jpg
0.8	64	14 x 14 mm	14 to 17 mm	HTQFP-64	IPC0232-S	IPC0232-S.pdf	IPC0232-S.jpg

See [Quad Flat with Center Pad](#) table for additional match possibilities.

Quad Flat



Matching Instructions:

- First match the pin pitch (e).
- Match the pin count.
- Find the closest body size.
- Ensure your IC's pin tip-to-tip length (D) fits within the range shown.
- Click the datasheet link to check full dimensions.
- Click the image link to see a photograph of the stencil.

Pin Pitch (e)	Pin Count	Body Size	Pin Tip-to-Tip Length (D)	Common Name(s)	Part Number	Datasheet	Image
0.4	8	1.4 x 1.2 mm	0.6 to 1.6 mm	QFN-8/LFCSP-8	IPC0001-S	IPC0001-S.pdf	IPC0001-S.jpg
0.4	10	1.55 x 1.15 mm	0.6 to 1 mm	LGA-10	IPC0182-S	IPC0182-S.pdf	IPC0182-S.jpg
0.4	10	1.8 x 1.4 mm	0.6 to 1.8 mm	QFN-10/LFCSP-10	IPC0035-S	IPC0035-S.pdf	IPC0035-S.jpg
0.4	12	2 x 1.7 mm	0.7 to 2.5 mm	QFN-12/LFCSP-12	IPC0181-S	IPC0181-S.pdf	IPC0181-S.jpg
0.4	12	2.2 x 1.4 mm	0.6 to 1.8 mm	QFN-12/LFCSP-12	IPC0037-S	IPC0037-S.pdf	IPC0037-S.jpg
0.4	16	2.6 x 1.8 mm	1 to 2.2 mm	QFN-16/LFCSP-16	IPC0039-S	IPC0039-S.pdf	IPC0039-S.jpg
0.4	20	3 x 2.5 mm	1.7 to 5.7 mm	LLP-20	PA0139-S	PA0139-S.pdf	PA0139-S.jpg
0.4	20	3 x 3 mm	2 to 3.4 mm	QFN-20/LFCSP-20	IPC0102-S	IPC0102-S.pdf	IPC0102-S.jpg
0.4	20	3.2 x 1.8 mm	1 to 2.2 mm	QFN-20/LFCSP-20	IPC0040-S	IPC0040-S.pdf	IPC0040-S.jpg
0.5	8	1.5 x 1.5 mm	0.7 to 1.85 mm	QFN-8/LFCSP-8	IPC0121-S	IPC0121-S.pdf	IPC0121-S.jpg
0.5	8	3 x 3 mm	2.2 to 5.2 mm	QFN-8/LFCSP-8	PA0057-S	PA0057-S.pdf	PA0057-S.jpg
0.5	10	2.1 x 1.6 mm	0.8 to 2 mm	QFN-10/LFCSP-10	IPC0036-S	IPC0036-S.pdf	IPC0036-S.jpg
0.5	12	2 x 2 mm	1.2 to 1.9 mm	LGA-12	IPC0096-S	IPC0096-S.pdf	IPC0096-S.jpg
0.5	12	3 x 3 mm	1.8 to 3.4 mm	LGA-12	IPC0090-S	IPC0090-S.pdf	IPC0090-S.jpg
0.5	14	2.5 x 3.0 mm	1.7 to 3.3 mm	LGA-14	IPC0197-S	IPC0197-S.pdf	IPC0197-S.jpg
0.5	14	3.5 x 3.5 mm	2.5 to 5.5 mm	QFN-14/LFCSP-14	PA0059-S	PA0059-S.pdf	PA0059-S.jpg
0.5	16	3 x 3 mm	2 to 6 mm	LGA-16	PA0103-S	PA0103-S.pdf	PA0103-S.jpg
0.5	16	3 x 3 mm	2.1 to 5.1 mm	MLP/MLF-16	PA0053-S	PA0053-S.pdf	PA0053-S.jpg
0.5	16	3 x 3 mm	2.2 to 5.2 mm	QFN-16/LFCSP-16	PA0061-S	PA0061-S.pdf	PA0061-S.jpg
0.5	16	3.5 x 3.5 mm	2.5 to 6.5 mm	CSP-16	PA0115-S	PA0115-S.pdf	PA0115-S.jpg
0.5	16	4 x 4 mm	3.2 to 7.2 mm	LLP-16	PA0138-S	PA0138-S.pdf	PA0138-S.jpg
0.5	20	3.5 x 3.5 mm	2.5 to 6.5 mm	CSP-20	PA0119-S	PA0119-S.pdf	PA0119-S.jpg
0.5	20	4 x 4 mm	3.1 to 6.1 mm	MLP/MLF-20	PA0054-S	PA0054-S.pdf	PA0054-S.jpg
0.5	20	4 x 4 mm	3 to 6 mm	QFN-20/LFCSP-20	PA0063-S	PA0063-S.pdf	PA0063-S.jpg
0.5	24	3.5 x 4.5 mm	2.5 to 6.5 mm	CSP-24	PA0116-S	PA0116-S.pdf	PA0116-S.jpg
0.5	24	4 x 4 mm	3.3 to 6.3 mm	QFN-24/LFCSP-24	PA0064-S	PA0064-S.pdf	PA0064-S.jpg
0.5	24	4 x 5 mm	3 to 7 mm	LLP-24	PA0140-S	PA0140-S.pdf	PA0140-S.jpg
0.5	28	4 x 5 mm	4.2 to 4.85 mm	LGA-28	IPC0105-S	IPC0105-S.pdf	IPC0105-S.jpg
0.5	28	4.5 x 5.5 mm	3.5 to 7.5 mm	CSP-28	PA0117-S	PA0117-S.pdf	PA0117-S.jpg
0.5	28	5 x 5 mm	4.2 to 8.2 mm	LLP-28	PA0141-S	PA0141-S.pdf	PA0141-S.jpg
0.5	28	5 x 5 mm	4.1 to 7.1 mm	MLP/MLF-28	PA0055-S	PA0055-S.pdf	PA0055-S.jpg
0.5	28	5 x 5 mm	4 to 7 mm	QFN-28/LFCSP-28	PA0065-S	PA0065-S.pdf	PA0065-S.jpg
0.5	32	4.5 x 5.5 mm	3.5 to 7.5 mm	CSP-32	PA0120-S	PA0120-S.pdf	PA0120-S.jpg
0.5	32	5 x 5 mm	4.2 to 8.2 mm	LLP-32	PA0142-S	PA0142-S.pdf	PA0142-S.jpg
0.5	32	5 x 5 mm	4.3 to 7.3 mm	QFN-32/LFCSP-32	PA0067-S	PA0067-S.pdf	PA0067-S.jpg
0.5	36	6 x 6 mm	5.2 to 9.2 mm	LLP-36	PA0143-S	PA0143-S.pdf	PA0143-S.jpg
0.5	36	6 x 6 mm	5 to 8 mm	QFN-36/LFCSP-36	PA0069-S	PA0069-S.pdf	PA0069-S.jpg
0.5	40	6 x 6 mm	5.2 to 9.2 mm	LLP-40	PA0144-S	PA0144-S.pdf	PA0144-S.jpg

Quad Flat - Table Continues On Next Page

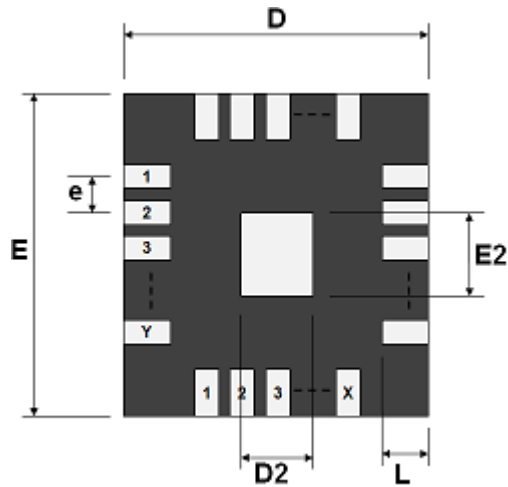
Quad Flat - Table Continued From Previous Page

Pin Pitch (e)	Pin Count	Body Size	Pin Tip-to-Tip Length (D)	Common Name(s)	Part Number	Datasheet	Image
0.5	40	6 x 6 mm	5.2 to 8.2 mm	MLP/MLF-40	PA0056-S	PA0056-S.pdf	PA0056-S.jpg
0.5	40	6 x 6 mm	5.3 to 8.3 mm	QFN-40/LFCSP-40	PA0071-S	PA0071-S.pdf	PA0071-S.jpg
0.5	40	7 x 5 mm	4.3 to 7.3 mm	QFN-40/LFCSP-40	PA0070-S	PA0070-S.pdf	PA0070-S.jpg
0.5	44	7 x 7 mm	5.8 to 9.8 mm	LLP-44	PA0145-S	PA0145-S.pdf	PA0145-S.jpg
0.5	44	7 x 7 mm	6 to 9 mm	QFN-44/LFCSP-44	PA0072-S	PA0072-S.pdf	PA0072-S.jpg
0.5	48	7 x 7 mm	6 to 10 mm	CSP-48	PA0118-S	PA0118-S.pdf	PA0118-S.jpg
0.5	48	7 x 7 mm	6.2 to 10.2 mm	LLP-48	PA0146-S	PA0146-S.pdf	PA0146-S.jpg
0.5	48	7 x 7 mm	6.3 to 9.3 mm	QFN-48/LFCSP-48	PA0073-S	PA0073-S.pdf	PA0073-S.jpg
0.5	54	10 x 5.5 mm	4.7 to 8.7 mm	LLP-54	PA0147-S	PA0147-S.pdf	PA0147-S.jpg
0.5	56	8 x 8 mm	7.3 to 10.3 mm	QFN-56/LFCSP-56	PA0074-S	PA0074-S.pdf	PA0074-S.jpg
0.5	56	9 x 9 mm	7.8 to 11.8 mm	LLP-56	PA0148-S	PA0148-S.pdf	PA0148-S.jpg
0.5	60	9 x 9 mm	7.8 to 11.8 mm	LLP-60	PA0149-S	PA0149-S.pdf	PA0149-S.jpg
0.5	64	9 x 9 mm	8.2 to 12.2 mm	LLP-64	PA0150-S	PA0150-S.pdf	PA0150-S.jpg
0.5	68	10 x 10 mm	8.8 to 12.8 mm	LLP-68	PA0151-S	PA0151-S.pdf	PA0151-S.jpg
0.55	28	5 x 5 mm	4 to 5.4 mm	LGA-28	IPC0098-S	IPC0098-S.pdf	IPC0098-S.jpg
0.6	28	7.5 x 4.4 mm	3 to 4.2 mm	LGA-28	IPC0109-S	IPC0109-S.pdf	IPC0109-S.jpg
0.65	10	3 x 3 mm	2 to 3.4 mm	LGA-10	IPC0161-S	IPC0161-S.pdf	IPC0161-S.jpg
0.65	16	4 x 4 mm	2.8 to 7.8 mm	LGA-16	PA0102-S	PA0102-S.pdf	PA0102-S.jpg
0.65	16	4 x 4 mm	3 to 6 mm	QFN-16/LFCSP-16	PA0060-S	PA0060-S.pdf	PA0060-S.jpg
0.65	32	7 x 7 mm	6 to 9 mm	QFN-32/LFCSP-32	PA0068-S	PA0068-S.pdf	PA0068-S.jpg
0.8	12	4.4 x 2.4 mm	1.1 to 2.1 mm	LGA-14	IPC0205-S	IPC0205-S.pdf	IPC0205-S.jpg
0.8	14	3 x 5 mm	1.2 to 6.2 mm	LGA-14	PA0101-S	PA0101-S.pdf	PA0101-S.jpg
0.8	16	5 x 5 mm	3.2 to 8.2 mm	LGA-16	PA0099-S	PA0099-S.pdf	PA0099-S.jpg
0.8	16	5 x 5 mm	4 to 7 mm	QFN-16/LFCSP-16	PA0062-S	PA0062-S.pdf	PA0062-S.jpg
0.8	28	7 x 7 mm	6 to 9 mm	QFN-28/LFCSP-28	PA0066-S	PA0066-S.pdf	PA0066-S.jpg
0.8	36	9 x 9 mm	7.8 to 9.8 mm	QFN-36/LFCSP-36	IPC0145-S	IPC0145-S.pdf	IPC0145-S.jpg
1	16	4.4 x 7.5 mm	2.4 to 7.4 mm	LGA-16	PA0100-S	PA0100-S.pdf	PA0100-S.jpg
1.2	24	19.5 x 11.5 mm	9.5 to 12.5 mm	RN4020	IPC0190-S	IPC0190-S.pdf	IPC0190-S.jpg
1.2	32	25.8 x 13.4 mm	10.8 to 14.8 mm	RN42	IPC0191-S	IPC0191-S.pdf	IPC0191-S.jpg
1.27	8	5 x 5 mm	2.45 to 8.45 mm	LGA-8	PA0098-S	PA0098-S.pdf	PA0098-S.jpg
1.27	10	3 x 5 mm	1.6 to 3 mm	LGA-10	IPC0103-S	IPC0103-S.pdf	IPC0103-S.jpg
1.3	40	28.5 x 13 mm	11.8 to 14.6 mm	Module-40	IPC0202-S	IPC0202-S.pdf	IPC0202-S.jpg

See [Quad Leaded](#) table for additional match possibilities.

Quad Flat with Center Pad

Matching Instructions:



- First match the pin pitch (e).
- Match the pin count.
- Find the closest body size.
- Ensure your IC's pin tip-to-tip length (D) fits within the range shown.
- Click the datasheet link to check full dimensions.
- Click the image link to see a photograph of the stencil.

Pin Pitch (e)	Pin Count	Body Size	Pin Tip-to-Tip Length (D)	Common Name(s)	Part Number	Datasheet	Image
0.4	12	2 x 2 mm	1.42 to 2.4 mm	QFN-12/LFCSP-12	IPC0154-S	IPC0154-S.pdf	IPC0154-S.jpg
0.4	24	3 x 3 mm	2.5 to 3.5 mm	QFN-24	IPC0207-S	IPC0207-S.pdf	IPC0207-S.jpg
0.4	24	3.5 x 3.5 mm	2.7 to 3.9 mm	QFN-24/LFCSP-24	IPC0107-S	IPC0107-S.pdf	IPC0107-S.jpg
0.4	28	4 x 4 mm	3.1 to 4.4 mm	QFN-28/LFCSP-28	IPC0042-S	IPC0042-S.pdf	IPC0042-S.jpg
0.4	32	4 x 4 mm	3.3 to 4.4 mm	QFN-32/LFCSP-32	IPC0122-S	IPC0122-S.pdf	IPC0122-S.jpg
0.4	32	4 x 5 mm	3.2 to 4.4 mm	QFN-32/LFCSP-32	IPC0043-S	IPC0043-S.pdf	IPC0043-S.jpg
0.4	40	5 x 5 mm	4.2 to 5.4 mm	QFN-40/LFCSP-40	IPC0044-S	IPC0044-S.pdf	IPC0044-S.jpg
0.4	46	4 x 7 mm	3.2 to 4.4 mm	QFN-46/LFCSP-46	IPC0045-S	IPC0045-S.pdf	IPC0045-S.jpg
0.4	48	6 x 6 mm	5.1 to 6.4 mm	QFN-48/LFCSP-48	IPC0028-S	IPC0028-S.pdf	IPC0028-S.jpg
0.4	56	5 x 9 mm	4.1 to 5.5 mm	QFN-56/LFCSP-56	IPC0101-S	IPC0101-S.pdf	IPC0101-S.jpg
0.4	56	7 x 7 mm	6 to 7.6 mm	QFN-56/LFCSP-56	IPC0144-S	IPC0144-S.pdf	IPC0144-S.jpg
0.4	68	8 x 8 mm	7.1 to 8.4 mm	QFN-68/LFCSP-68	IPC0046-S	IPC0046-S.pdf	IPC0046-S.jpg
0.4	100	12 x 12 mm	11.2 to 12.4 mm	QFN-100/LFCSP-100	IPC0118-S	IPC0118-S.pdf	IPC0118-S.jpg
0.45	20	3 x 3 mm	2.3 to 3.5 mm	QFN-20/LFCSP-20	IPC0108-S	IPC0108-S.pdf	IPC0108-S.jpg
0.45	28	4 x 4 mm	3.3 to 4.5 mm	QFN-28/LFCSP-28	IPC0080-S	IPC0080-S.pdf	IPC0080-S.jpg
0.5	12	3 x 3 mm	2.2 to 3.4 mm	QFN-12/LFCSP-12	IPC0038-S	IPC0038-S.pdf	IPC0038-S.jpg
0.5	14	3 x 2.5 mm	1.7 to 3.3 mm	QFN-14/LFCSP-14	IPC0180-S	IPC0180-S.pdf	IPC0180-S.jpg
0.5	14	3.2 x 2.5 mm	1.9 to 2.9 mm	QFN-14/LFCSP-14	IPC0117-S	IPC0117-S.pdf	IPC0117-S.jpg
0.5	14	3.5 x 3.5 mm	2.7 to 3.9 mm	QFN-14/LFCSP-14	IPC0005-S	IPC0005-S.pdf	IPC0005-S.jpg
0.5	16	3 x 3 mm	2.2 to 3.4 mm	QFN-16/LFCSP-16	IPC0006-S	IPC0006-S.pdf	IPC0006-S.jpg
0.5	16	3.5 x 3.5 mm	2.7 to 3.9 mm	QFN-16/LFCSP-16	IPC0110-S	IPC0110-S.pdf	IPC0110-S.jpg
0.5	16	4 x 3.5 mm	2.6 to 4.3 mm	QFN-16/LFCSP-16	IPC0174-S	IPC0174-S.pdf	IPC0174-S.jpg
0.5	16	4 x 4 mm	3.2 to 4.4 mm	QFN-16/LFCSP-16	IPC0008-S	IPC0008-S.pdf	IPC0008-S.jpg
0.5	18	3.5 x 3.5 mm	2.7 to 3.9 mm	QFN-18	IPC0217-S	IPC0217-S.pdf	IPC0217-S.jpg
0.5	20	3 x 3 mm	2.2 to 3.4 mm	QFN-20/LFCSP-20	IPC0113-S	IPC0113-S.pdf	IPC0113-S.jpg
0.5	20	3 x 4 mm	2.2 to 3.4 mm	QFN-20/LFCSP-20	IPC0010-S	IPC0010-S.pdf	IPC0010-S.jpg
0.5	20	3.5 x 3.5 mm	2.7 to 3.9 mm	QFN-20	IPC0218-S	IPC0218-S.pdf	IPC0218-S.jpg
0.5	20	4 x 3.5 mm	2.6 to 4.3 mm	QFN-20/LFCSP-20	IPC0175-S	IPC0175-S.pdf	IPC0175-S.jpg
0.5	20	4 x 4 mm	2.8 to 4.4 mm	QFN-20/LFCSP-20	IPC0011-S	IPC0011-S.pdf	IPC0011-S.jpg
0.5	20	4 x 4 mm	3.2 to 4.4 mm	QFN-20/LFCSP-20	IPC0082-S	IPC0082-S.pdf	IPC0082-S.jpg
0.5	20	4.5 x 2.5 mm	1.7 to 3.5 mm	QFN-20	IPC0215-S	IPC0215-S.pdf	IPC0215-S.jpg
0.5	20	4.5 x 3.5 mm	2.7 to 4.3 mm	QFN-20/LFCSP-20	IPC0126-S	IPC0126-S.pdf	IPC0126-S.jpg
0.5	24	4 x 4 mm	3.2 to 4.4 mm	QFN-24/LFCSP-24	IPC0014-S	IPC0014-S.pdf	IPC0014-S.jpg
0.5	24	4 x 5 mm	3.2 to 4.4 mm	QFN-24/LFCSP-24	IPC0041-S	IPC0041-S.pdf	IPC0041-S.jpg
0.5	24	4.5 x 3.5 mm	2.7 to 4.3 mm	QFN-24/LFCSP-24	IPC0125-S	IPC0125-S.pdf	IPC0125-S.jpg
0.5	24	5 x 3 mm	2.1 to 3.5 mm	QFN-24/LFCSP-24	IPC0158-S	IPC0158-S.pdf	IPC0158-S.jpg
0.5	24	5.5 x 3.5 mm	2.6 to 4.3 mm	QFN-24/LFCSP-24	IPC0186-S	IPC0186-S.pdf	IPC0186-S.jpg
0.5	28	4 x 5 mm	3.2 to 4.4 mm	QFN-28/LFCSP-28	IPC0016-S	IPC0016-S.pdf	IPC0016-S.jpg

Quad Flat with Center Pad - Table Continues On Next Page

Quad Flat with Center Pad - Table Continued From Previous Page

Pin Pitch (e)	Pin Count	Body Size	Pin Tip-to-Tip Length (D)	Common Name(s)	Part Number	Datasheet	Image
0.5	28	5 x 5 mm	3.9 to 5.4 mm	QFN-28/LFCSP-28	IPC0017-S	IPC0017-S.pdf	IPC0017-S.jpg
0.5	28	5.5 x 3.5 mm	2.6 to 4.3 mm	QFN-28/LFCSP-28	IPC0187-S	IPC0187-S.pdf	IPC0187-S.jpg
0.5	32	4 x 6 mm	3.2 to 4.4 mm	QFN-32/LFCSP-32	IPC0019-S	IPC0019-S.pdf	IPC0019-S.jpg
0.5	32	5 x 5 mm	4.2 to 5.4 mm	QFN-32/LFCSP-32	IPC0020-S	IPC0020-S.pdf	IPC0020-S.jpg
0.5	32	5 x 6 mm	4 to 5.4 mm	QFN-32/LFCSP-32	IPC0021-S	IPC0021-S.pdf	IPC0021-S.jpg
0.5	36	5 x 6 mm	4.1 to 5.5 mm	QFN-36/LFCSP-36	IPC0095-S	IPC0095-S.pdf	IPC0095-S.jpg
0.5	36	6 x 6 mm	4.8 to 6.4 mm	QFN-36/LFCSP-36	IPC0024-S	IPC0024-S.pdf	IPC0024-S.jpg
0.5	38	5 x 7 mm	4.2 to 5.4 mm	QFN-38/LFCSP-38	IPC0025-S	IPC0025-S.pdf	IPC0025-S.jpg
0.5	40	6 x 6 mm	5.2 to 6.4 mm	QFN-40/LFCSP-40	IPC0026-S	IPC0026-S.pdf	IPC0026-S.jpg
0.5	42	9 x 3.5 mm	2.7 to 4.3 mm	QFN-42/LFCSP-42	IPC0128-S	IPC0128-S.pdf	IPC0128-S.jpg
0.5	44	7 x 7 mm	5.8 to 7.4 mm	QFN-44/LFCSP-44	IPC0027-S	IPC0027-S.pdf	IPC0027-S.jpg
0.5	48	7 x 7 mm	6.2 to 7.4 mm	QFN-48/LFCSP-48	IPC0029-S	IPC0029-S.pdf	IPC0029-S.jpg
0.5	50	5 x 10 mm	4.2 to 5.4 mm	QFN-50/LFCSP-50	IPC0030-S	IPC0030-S.pdf	IPC0030-S.jpg
0.5	52	8 x 8 mm	7.2 to 8.4 mm	QFN-52/LFCSP-52	IPC0120-S	IPC0120-S.pdf	IPC0120-S.jpg
0.5	54	10 x 5.5 mm	4.7 to 5.9 mm	QFN-54	IPC0212-S	IPC0212-S.pdf	IPC0212-S.jpg
0.5	56	5 x 11 mm	4.2 to 5.8 mm	QFN-56/LFCSP-56	IPC0146-S	IPC0146-S.pdf	IPC0146-S.jpg
0.5	56	8 x 8 mm	7.2 to 8.4 mm	QFN-56/LFCSP-56	IPC0031-S	IPC0031-S.pdf	IPC0031-S.jpg
0.5	64	9 x 9 mm	8.2 to 9.4 mm	QFN-64/LFCSP-64	IPC0032-S	IPC0032-S.pdf	IPC0032-S.jpg
0.5	68	10 x 10 mm	8.9 to 10.4 mm	QFN-68/LFCSP-68	IPC0033-S	IPC0033-S.pdf	IPC0033-S.jpg
0.5	72	10 x 10 mm	9.2 to 10.4 mm	QFN-72/LFCSP-72	IPC0034-S	IPC0034-S.pdf	IPC0034-S.jpg
0.65	8	3 x 3 mm	1.8 to 3.4 mm	QFN-8/LFCSP-8	IPC0002-S	IPC0002-S.pdf	IPC0002-S.jpg
0.65	16	4 x 4 mm	2.8 to 4.4 mm	QFN-16/LFCSP-16	IPC0007-S	IPC0007-S.pdf	IPC0007-S.jpg
0.65	16	4 x 4 mm	3.2 to 4.9 mm	QFN-16/LFCSP-16	IPC0143-S	IPC0143-S.pdf	IPC0143-S.jpg
0.65	20	5 x 5 mm	3.8 to 5.4 mm	QFN-20/LFCSP-20	IPC0012-S	IPC0012-S.pdf	IPC0012-S.jpg
0.65	24	5 x 5 mm	4.2 to 5.4 mm	QFN-24/LFCSP-24	IPC0081-S	IPC0081-S.pdf	IPC0081-S.jpg
0.65	28	6 x 6 mm	4.8 to 6.4 mm	QFN-28/LFCSP-28	IPC0018-S	IPC0018-S.pdf	IPC0018-S.jpg
0.65	28	6 x 6 mm	5.3 to 6.8 mm	QFN-28/LFCSP-28	IPC0188-S	IPC0188-S.pdf	IPC0188-S.jpg
0.65	32	6 x 6 mm	5.2 to 6.8 mm	QFN-32/LFCSP-32	IPC0100-S	IPC0100-S.pdf	IPC0100-S.jpg
0.65	32	7 x 7 mm	5.8 to 7.4 mm	QFN-32/LFCSP-32	IPC0022-S	IPC0022-S.pdf	IPC0022-S.jpg
0.65	44	8 x 8 mm	7.2 to 8.8 mm	QFN-44/LFCSP-44	IPC0099-S	IPC0099-S.pdf	IPC0099-S.jpg
0.65	48	9 x 9 mm	7.9 to 9.5 mm	QFN-48/LFCSP-48	IPC0097-S	IPC0097-S.pdf	IPC0097-S.jpg
0.8	10	3 x 2 mm	1.2 to 2.5 mm	QFN-10	IPC0213-S	IPC0213-S.pdf	IPC0213-S.jpg
0.8	12	4 x 4 mm	2.8 to 4.4 mm	QFN-12/LFCSP-12	IPC0003-S	IPC0003-S.pdf	IPC0003-S.jpg
0.8	16	5 x 5 mm	3.8 to 5.4 mm	QFN-16/LFCSP-16	IPC0009-S	IPC0009-S.pdf	IPC0009-S.jpg
0.8	20	6 x 6 mm	4.8 to 6.4 mm	QFN-20/LFCSP-20	IPC0013-S	IPC0013-S.pdf	IPC0013-S.jpg
0.8	24	6 x 6 mm	5.2 to 6.4 mm	QFN-24/LFCSP-24	IPC0015-S	IPC0015-S.pdf	IPC0015-S.jpg
0.8	32	8 x 8 mm	6.94 to 8.4 mm	QFN-32/LFCSP-32	IPC0023-S	IPC0023-S.pdf	IPC0023-S.jpg
0.9	36	9 x 11 mm	7.89 to 9.79 mm	QFN-36 (5 exp pads)	IPC0192-S	IPC0192-S.pdf	IPC0192-S.jpg
1	12	4 x 4 mm	3 to 4.4 mm	QFN-12	IPC0222-S	IPC0222-S.pdf	IPC0222-S.jpg

See [Quad Leaded with Center Pad](#) table for additional match possibilities.