



## IQS231BEV02 Quick start guide

Single Channel Capacitive Proximity/Touch/SAR Controller with movement detection

The IQS231B ProxSense® IC is a self-capacitance controller designed for SAR applications where a reliable proximity detection function is required along with human and inanimate object distinction. The IQS231B uses quick release and movement detection to achieve this. The IQS231B operates standalone or I<sup>2</sup>C can be configured via OTP (One Time Programmable) bits.

### 1 Reference design and pin layout

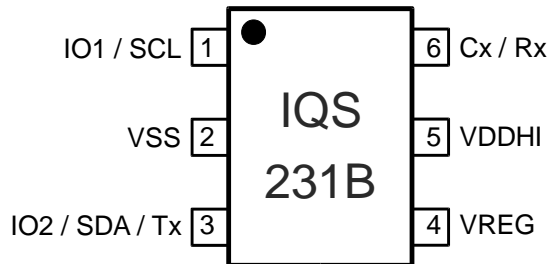


Figure 1.1 TSOT23-6 Pin layout



Figure 1.2 IQS231B Module

Table 1.1 Pin-out description

IQS231B in TSOT23-6			
Pin	Name	Type	Function
1	IO1 / SCL	Digital Input/Output	Multifunction <b>IO1 / SCL</b> (I <sup>2</sup> C Clock signal)
2	VSS	Signal GND	
3	IO2 / SDA	Digital Input/Output	Multifunction <b>IO2 / SDA</b> (I <sup>2</sup> C Data output)
4	VREG	Regulator output	Requires external capacitor
5	VDDHI	Supply Input	Supply:1.8V – 3.6V
6	Cx	Sense electrode	Connect to conductive area intended for sensor



Figure 1.3 IQS231BEV02

Table 1.2 Multifunction pin descriptions

Multifunction pin name	Multifunction pin option
IO1	Proximity output / Proximity output with heartbeat
IO2	Sensitivity input / Synchronization input / Movement output / Touch output

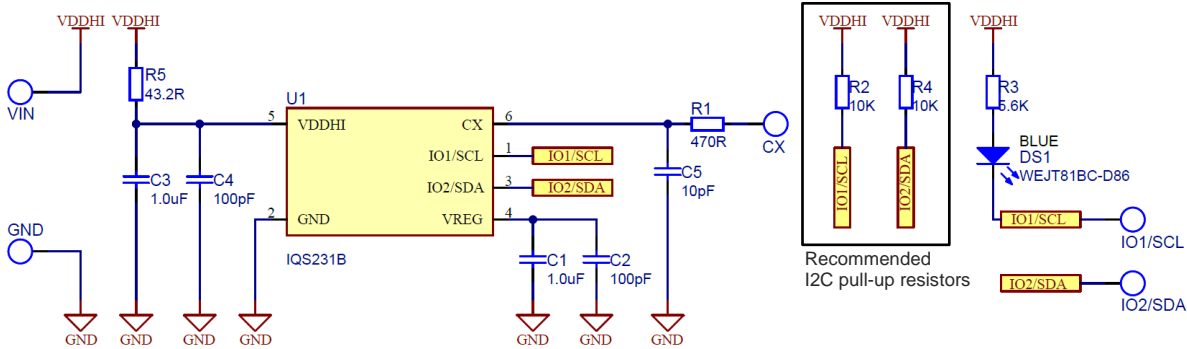


Figure 1.4 Reference design

## 2 Configuration information

- Default config (**IQS231B 00000000 TSR**): Standalone operation mode
- Default EV02 config (**IQS231B 31313000 TSR**): Standalone operation mode
- Alternative config (**IQS231B 00004000 TSR**): I2C mode

External configuration options are available when using the IQS231B in standalone mode. OTP configuration of the devices allow for different functionality of IO2 multifunction pin.




Table 1.3 Standalone mode IO2 input configuration options

<b>IQS231B 31313000 TSR</b>	Default settings for EV02. The modules supplied are programmed to show movement output on green LED, no movement time-out 10 seconds, quick release time-out 2 seconds.
<b>IQS231B 00000000 TSR</b>	Sensitivity adjustment input on IO2 <ul style="list-style-type: none"> <li>• P4 pin1 floating (internal pull-up on IO2): Less sensitive</li> <li>• P4 pin1 connected to pin2 = GND: More sensitive</li> </ul>

## 3 Evaluation and Configuration

Different UI's can be selected in the IQS231 GUI and can then be selected to run in standalone mode.

The GUI is available for download from the Software & Tools section of [azoteq.com](http://azoteq.com) and the [CT210A](#) (sold separately) is used in conjunction with the GUI to select the different UI's and settings.

Using [USBProg](#) the IQS231B can be configured in different variations. Please note when settings are programmed it is permanent.