



INDUCTIVE SENSORS

Ø 8

10÷30 Vdc - 3 WIRES NPN OR PNP OUTPUT

- 1,5 mm to 2 mm operating distance - shielded, unshielded
- Short housing models
- Cable or M8 or M12 connector models
- Output status LED

IS Series

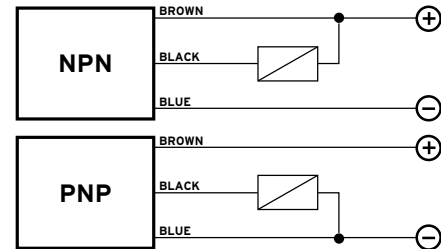


TECHNICAL DATA

	SHIELDED	NOT SHIELDED
OPERATING DISTANCE (Sn)	1.5 mm	2 mm
POWER SUPPLY	10 ÷ 30 Vdc (-15 / +10%)	
RIPPLE	≤ 10%	
HYSTERESIS	< 10%	
OUTPUT CURRENT	200 mA max.	
CONSUMPTION	< 10 mA @ 24 Vdc	
SATURATION VOLTAGE	< 1.2 V (I = 100 mA)	
INDICATORS	Yellow LED	
SWITCHING FREQUENCY	1000 Hz	
DELAY AT POWER ON	≤ 50 ms	
REPEATABILITY	≤ 3%	
SHORT CIRCUIT PROTECTION	Present (self-resetting)	
PROTECTIONS CIRCUIT	Against polarity reversal - inductive loads	
OPERATING TEMPERATURE	-25 ÷ +70 °C	
MECHANICAL PROTECTION	IP67	
CONNECTIONS	2 m cable (3 x 0.14 mm ²)	
HOUSING MATERIAL	Nickel-plated brass	
WEIGHT	80 g cable version	
	40 g M8 connector version	
	55 g M12 connector version	

⁽³⁾ Device marking II 3D IP67 T6X.

CONNECTIONS



M12 CONNECTOR

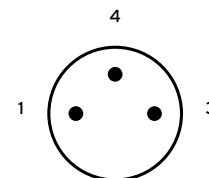


View of quadripole male connector

CONFIGURATION

Outputs	PIN numbers			
	1	2	3	4
(NO or NC)	+		-	NO/NC

M8 CONNECTOR

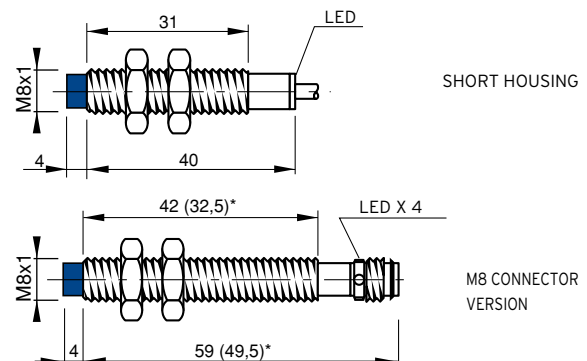
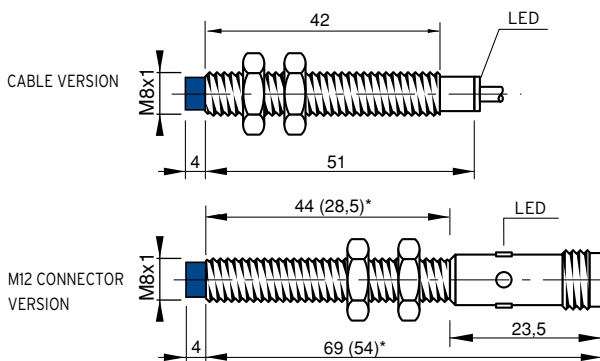


View of tripole male connector

CONFIGURATION

Outputs	PIN numbers		
	1	3	4
(NO or NC)	+	-	NO/NC

DIMENSIONS (mm)



(* The dimensions in brackets refer to short housing models
Note: the front part in blue is valid only for unshielded models



MODEL SELECTION TABLE

DIAMETER	CONSTRUCTION	OUTPUT	CONNECTION
04 = 4 mm	A= shielded standard housing	1 = 10-30 Vdc PNP NO	02 = 500 mm CABLE
05 = 5 mm	B= shielded short housing	2 = 10-30 Vdc PNP NC	03 = 2 m CABLE
08 = 8 mm	C= unshielded standard housing	3 = 10-30 Vdc NPN NO	S1 = M8 CONN.
12 = 12 mm	D= unshielded short housing	4 = 10-30 Vdc NPN NC	S2 = M12 CONN.
18 = 18 mm	E= shielded standard housing, double operating distance	5 = 10-30 Vdc PNP NO-NC	
30 = 30 mm	F= unshielded standard housing, double operating distance	6 = 10-30 Vdc NPN NO-NC	
	G= shielded short housing, double operating distance	7 = 24-230 Vac - 2 wires NO	
	H= unshielded short housing, double operating distance	8 = 24-230 Vac - 2 wires NC	
	I= shielded standard metal housing	9 = 10-30 Vac - 2 wires NO-NC	
	L= unshielded standard metal housing	0 = 12-30 Vac - 4 wires	

PRODUCT TABLE

DESCRIPTION	CONNECTION	SHIELDED	HOUSING	ORDER CODE
IS-08-A1-03	2 m CABLE	yes	standard	95B061120
IS-08-A1-S1	M8 CONNECTOR	yes	standard	95B061140
IS-08-A1-S2	M12 CONNECTOR	yes	standard	95B061130
IS-08-A2-03	2 m CABLE	yes	standard	95B061150
IS-08-A2-S1	M8 CONNECTOR	yes	standard	95B061170
IS-08-A2-S2	M12 CONNECTOR	yes	standard	95B061160
IS-08-A3-03	2 m CABLE	yes	standard	95B061060
IS-08-A3-S1	M8 CONNECTOR	yes	standard	95B061080
IS-08-A3-S2	M12 CONNECTOR	yes	standard	95B061070
IS-08-A4-03	2 m CABLE	yes	standard	95B061090
IS-08-A4-S1	M8 CONNECTOR	yes	standard	95B061110
IS-08-A4-S2	M12 CONNECTOR	yes	standard	95B061100
IS-08-B1-03	2 m CABLE	yes	short	95B061920
IS-08-B1-S1	M8 CONNECTOR	yes	short	95B061940
IS-08-B1-S2	M12 CONNECTOR	yes	short	95B061930
IS-08-B2-03	2 m CABLE	yes	short	95B061950
IS-08-B2-S1	M8 CONNECTOR	yes	short	95B061970
IS-08-B2-S2	M12 CONNECTOR	yes	short	95B061960
IS-08-B3-03	2 m CABLE	yes	short	95B061860
IS-08-B3-S1	M8 CONNECTOR	yes	short	95B061880
IS-08-B3-S2	M12 CONNECTOR	yes	short	95B061870
IS-08-B4-03	2 m CABLE	yes	short	95B061890
IS-08-B4-S1	M8 CONNECTOR	yes	short	95B061910
IS-08-B4-S2	M12 CONNECTOR	yes	short	95B061900
IS-08-C1-03	2 m CABLE	no	standard	95B061520
IS-08-C1-S1	M8 CONNECTOR	no	standard	95B061540
IS-08-C1-S2	M12 CONNECTOR	no	standard	95B061530
IS-08-C2-03	2 m CABLE	no	standard	95B061550
IS-08-C2-S1	M8 CONNECTOR	no	standard	95B061570
IS-08-C2-S2	M12 CONNECTOR	no	standard	95B061560
IS-08-C3-03	2 m CABLE	no	standard	95B061460
IS-08-C3-S1	M8 CONNECTOR	no	standard	95B061480
IS-08-C3-S2	M12 CONNECTOR	no	standard	95B061470
IS-08-C4-03	2 m CABLE	no	standard	95B061490
IS-08-C4-S1	M8 CONNECTOR	no	standard	95B061510
IS-08-C4-S2	M12 CONNECTOR	no	standard	95B061500
IS-08-D1-03	2 m CABLE	no	short	95B062320
IS-08-D1-S1	M8 CONNECTOR	no	short	95B062340
IS-08-D1-S2	M12 CONNECTOR	no	short	95B062330
IS-08-D2-03	2 m CABLE	no	short	95B062350
IS-08-D2-S1	M8 CONNECTOR	no	short	95B062370
IS-08-D2-S2	M12 CONNECTOR	no	short	95B062360
IS-08-D3-03	2 m CABLE	no	short	95B062260
IS-08-D3-S1	M8 CONNECTOR	no	short	95B062280
IS-08-D3-S2	M12 CONNECTOR	no	short	95B062270
IS-08-D4-03	2 m CABLE	no	short	95B062290
IS-08-D4-S1	M8 CONNECTOR	no	short	95B062310
IS-08-D4-S2	M12 CONNECTOR	no	short	95B062300



INDUCTIVE SENSORS

Ø 8 DOUBLE OPERATING DISTANCE
10÷30 Vdc - 3 WIRES NPN OR PNP OUTPUT

- 2 mm to 3 mm operating distance - shielded, unshielded
- Short housing models
- 200 mA NPN or PNP
- Output status LED
- Cable or M8 or M12 connector models

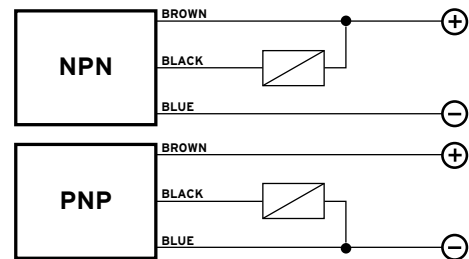
IS Series



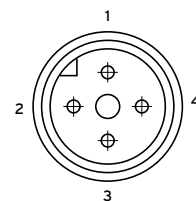
TECHNICAL DATA

	SHIELDED	UNSHIELDED
OPERATING DISTANCE (Sn)	2 mm	3 mm
POWER SUPPLY	10 ÷ 30 Vdc (-15 / +10%)	
RIPPLE	≤ 10%	
HYSTERESIS	< 10%	
OUTPUT CURRENT	200 mA max.	
CONSUMPTION	< 10 mA @ 24 Vdc	
SATURATION VOLTAGE	< 1.2 V (I = 100 mA)	
INDICATORS	Yellow LED	
SWITCHING FREQUENCY	500 Hz	
DELAY AT POWER ON	≤ 75 ms	
REPEATABILITY	≤ 3%	
SHORT CIRCUIT PROTECTION	Present (self-resetting)	
PROTECTIONS CIRCUIT	Against polarity reversal - inductive loads	
OPERATING TEMPERATURE	- 25 ÷ +70 °C	
MECHANICAL PROTECTION	IP67	
CONNECTIONS	2 m cable (3 x 0.14 mm ²)	
HOUSING MATERIAL	Nickel-plated brass	
WEIGHT	80 g cable version	
	40 g M8 connector version	
	55 g M12 connector version	

CONNECTIONS



M12 CONNECTOR

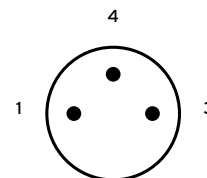


View of quadripole male connector

CONFIGURATION

Outputs	PIN numbers			
	1	2	3	4
(NO or NC)	+		-	NO/NC

M8 CONNECTOR



View of tripole male connector

CONFIGURATION

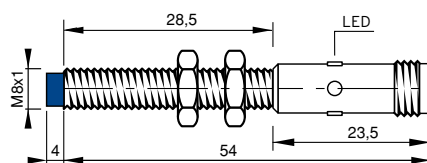
Outputs	PIN numbers		
	1	3	4
(NO or NC)	+	-	NO/NC

DIMENSIONS (mm)

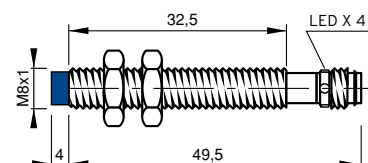
CABLE VERSION



M12 CONNECTOR VERSION



M8 CONNECTOR VERSION



Note: the front part in blue is valid only for unshielded models