



INDUCTIVE SENSORS

Ø 8

10÷30 Vdc - 3 WIRES NPN OR PNP OUTPUT

- 1,5 mm to 2 mm operating distance - shielded, unshielded
- Short housing models
- Cable or M8 or M12 connector models
- Output status LED

IS Series

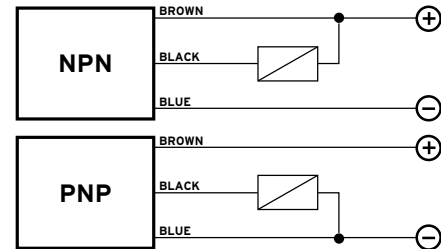


TECHNICAL DATA

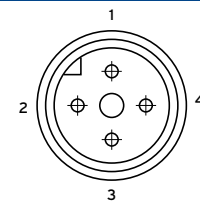
| | SHIELDED | NOT SHIELDED |
|--------------------------|---|--------------|
| OPERATING DISTANCE (Sn) | 1.5 mm | 2 mm |
| POWER SUPPLY | 10 ÷ 30 Vdc (-15 / +10%) | |
| RIPPLE | ≤ 10% | |
| HYSTERESIS | < 10% | |
| OUTPUT CURRENT | 200 mA max. | |
| CONSUMPTION | < 10 mA @ 24 Vdc | |
| SATURATION VOLTAGE | < 1.2 V (I = 100 mA) | |
| INDICATORS | Yellow LED | |
| SWITCHING FREQUENCY | 1000 Hz | |
| DELAY AT POWER ON | ≤ 50 ms | |
| REPEATABILITY | ≤ 3% | |
| SHORT CIRCUIT PROTECTION | Present (self-resetting) | |
| PROTECTIONS CIRCUIT | Against polarity reversal - inductive loads | |
| OPERATING TEMPERATURE | -25 ÷ +70 °C | |
| MECHANICAL PROTECTION | IP67 | |
| CONNECTIONS | 2 m cable (3 x 0.14 mm ²) | |
| HOUSING MATERIAL | Nickel-plated brass | |
| WEIGHT | 80 g cable version | |
| | 40 g M8 connector version | |
| | 55 g M12 connector version | |

⁽³⁾ Device marking II 3D IP67 T6X.

CONNECTIONS



M12 CONNECTOR

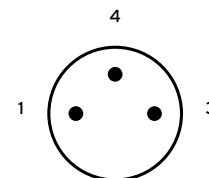


View of quadripole male connector

CONFIGURATION

| Outputs | PIN numbers | | | |
|------------|-------------|---|---|-------|
| | 1 | 2 | 3 | 4 |
| (NO or NC) | + | | - | NO/NC |

M8 CONNECTOR

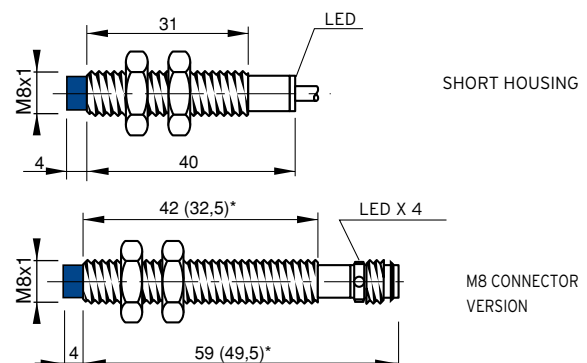
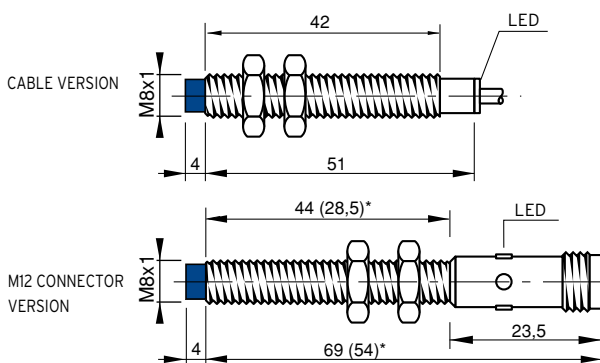


View of tripole male connector

CONFIGURATION

| Outputs | PIN numbers | | |
|------------|-------------|---|-------|
| | 1 | 3 | 4 |
| (NO or NC) | + | - | NO/NC |

DIMENSIONS (mm)



(*) The dimensions in brackets refer to short housing models
Note: the front part in blue is valid only for unshielded models



MODEL SELECTION TABLE

| DIAMETER | CONSTRUCTION | OUTPUT | CONNECTION |
|------------|---|-------------------------------|-------------------|
| 04 = 4 mm | A= shielded standard housing | 1 = 10-30 Vdc PNP NO | 02 = 500 mm CABLE |
| 05 = 5 mm | B= shielded short housing | 2 = 10-30 Vdc PNP NC | 03 = 2 m CABLE |
| 08 = 8 mm | C= unshielded standard housing | 3 = 10-30 Vdc NPN NO | S1 = M8 CONN. |
| 12 = 12 mm | D= unshielded short housing | 4 = 10-30 Vdc NPN NC | S2 = M12 CONN. |
| 18 = 18 mm | E= shielded standard housing, double operating distance | 5 = 10-30 Vdc PNP NO-NC | |
| 30 = 30 mm | F= unshielded standard housing, double operating distance | 6 = 10-30 Vdc NPN NO-NC | |
| | G= shielded short housing, double operating distance | 7 = 24-230 Vac - 2 wires NO | |
| | H= unshielded short housing, double operating distance | 8 = 24-230 Vac - 2 wires NC | |
| | I= shielded standard metal housing | 9 = 10-30 Vac - 2 wires NO-NC | |
| | L= unshielded standard metal housing | 0 = 12-30 Vac - 4 wires | |

PRODUCT TABLE

| DESCRIPTION | CONNECTION | SHIELDED | HOUSING | ORDER CODE |
|-------------|---------------|----------|----------|------------|
| IS-08-A1-03 | 2 m CABLE | yes | standard | 95B061120 |
| IS-08-A1-S1 | M8 CONNECTOR | yes | standard | 95B061140 |
| IS-08-A1-S2 | M12 CONNECTOR | yes | standard | 95B061130 |
| IS-08-A2-03 | 2 m CABLE | yes | standard | 95B061150 |
| IS-08-A2-S1 | M8 CONNECTOR | yes | standard | 95B061170 |
| IS-08-A2-S2 | M12 CONNECTOR | yes | standard | 95B061160 |
| IS-08-A3-03 | 2 m CABLE | yes | standard | 95B061060 |
| IS-08-A3-S1 | M8 CONNECTOR | yes | standard | 95B061080 |
| IS-08-A3-S2 | M12 CONNECTOR | yes | standard | 95B061070 |
| IS-08-A4-03 | 2 m CABLE | yes | standard | 95B061090 |
| IS-08-A4-S1 | M8 CONNECTOR | yes | standard | 95B061110 |
| IS-08-A4-S2 | M12 CONNECTOR | yes | standard | 95B061100 |
| IS-08-B1-03 | 2 m CABLE | yes | short | 95B061920 |
| IS-08-B1-S1 | M8 CONNECTOR | yes | short | 95B061940 |
| IS-08-B1-S2 | M12 CONNECTOR | yes | short | 95B061930 |
| IS-08-B2-03 | 2 m CABLE | yes | short | 95B061950 |
| IS-08-B2-S1 | M8 CONNECTOR | yes | short | 95B061970 |
| IS-08-B2-S2 | M12 CONNECTOR | yes | short | 95B061960 |
| IS-08-B3-03 | 2 m CABLE | yes | short | 95B061860 |
| IS-08-B3-S1 | M8 CONNECTOR | yes | short | 95B061880 |
| IS-08-B3-S2 | M12 CONNECTOR | yes | short | 95B061870 |
| IS-08-B4-03 | 2 m CABLE | yes | short | 95B061890 |
| IS-08-B4-S1 | M8 CONNECTOR | yes | short | 95B061910 |
| IS-08-B4-S2 | M12 CONNECTOR | yes | short | 95B061900 |
| IS-08-C1-03 | 2 m CABLE | no | standard | 95B061520 |
| IS-08-C1-S1 | M8 CONNECTOR | no | standard | 95B061540 |
| IS-08-C1-S2 | M12 CONNECTOR | no | standard | 95B061530 |
| IS-08-C2-03 | 2 m CABLE | no | standard | 95B061550 |
| IS-08-C2-S1 | M8 CONNECTOR | no | standard | 95B061570 |
| IS-08-C2-S2 | M12 CONNECTOR | no | standard | 95B061560 |
| IS-08-C3-03 | 2 m CABLE | no | standard | 95B061460 |
| IS-08-C3-S1 | M8 CONNECTOR | no | standard | 95B061480 |
| IS-08-C3-S2 | M12 CONNECTOR | no | standard | 95B061470 |
| IS-08-C4-03 | 2 m CABLE | no | standard | 95B061490 |
| IS-08-C4-S1 | M8 CONNECTOR | no | standard | 95B061510 |
| IS-08-C4-S2 | M12 CONNECTOR | no | standard | 95B061500 |
| IS-08-D1-03 | 2 m CABLE | no | short | 95B062320 |
| IS-08-D1-S1 | M8 CONNECTOR | no | short | 95B062340 |
| IS-08-D1-S2 | M12 CONNECTOR | no | short | 95B062330 |
| IS-08-D2-03 | 2 m CABLE | no | short | 95B062350 |
| IS-08-D2-S1 | M8 CONNECTOR | no | short | 95B062370 |
| IS-08-D2-S2 | M12 CONNECTOR | no | short | 95B062360 |
| IS-08-D3-03 | 2 m CABLE | no | short | 95B062260 |
| IS-08-D3-S1 | M8 CONNECTOR | no | short | 95B062280 |
| IS-08-D3-S2 | M12 CONNECTOR | no | short | 95B062270 |
| IS-08-D4-03 | 2 m CABLE | no | short | 95B062290 |
| IS-08-D4-S1 | M8 CONNECTOR | no | short | 95B062310 |
| IS-08-D4-S2 | M12 CONNECTOR | no | short | 95B062300 |



INDUCTIVE SENSORS

Ø 8 DOUBLE OPERATING DISTANCE
10÷30 Vdc - 3 WIRES NPN OR PNP OUTPUT

- 2 mm to 3 mm operating distance - shielded, unshielded
- Short housing models
- 200 mA NPN or PNP
- Output status LED
- Cable or M8 or M12 connector models

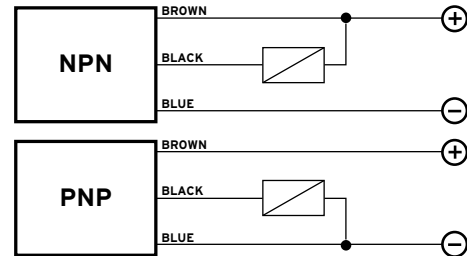
IS Series



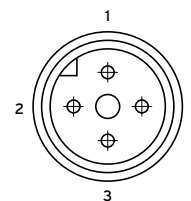
TECHNICAL DATA

| | SHIELDED | UNSHIELDED |
|--------------------------|---|------------|
| OPERATING DISTANCE (Sn) | 2 mm | 3 mm |
| POWER SUPPLY | 10 ÷ 30 Vdc (-15 / +10%) | |
| RIPPLE | ≤ 10% | |
| HYSTERESIS | < 10% | |
| OUTPUT CURRENT | 200 mA max. | |
| CONSUMPTION | < 10 mA @ 24 Vdc | |
| SATURATION VOLTAGE | < 1.2 V (I = 100 mA) | |
| INDICATORS | Yellow LED | |
| SWITCHING FREQUENCY | 500 Hz | |
| DELAY AT POWER ON | ≤ 75 ms | |
| REPEATABILITY | ≤ 3% | |
| SHORT CIRCUIT PROTECTION | Present (self-resetting) | |
| PROTECTIONS CIRCUIT | Against polarity reversal - inductive loads | |
| OPERATING TEMPERATURE | - 25 ÷ +70 °C | |
| MECHANICAL PROTECTION | IP67 | |
| CONNECTIONS | 2 m cable (3 x 0.14 mm ²) | |
| HOUSING MATERIAL | Nickel-plated brass | |
| WEIGHT | 80 g cable version | |
| | 40 g M8 connector version | |
| | 55 g M12 connector version | |

CONNECTIONS



M12 CONNECTOR

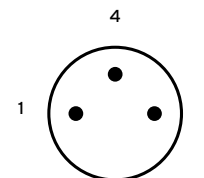


View of quadripole male connector

CONFIGURATION

| Outputs | PIN numbers | | | |
|------------|-------------|---|---|-------|
| | 1 | 2 | 3 | 4 |
| (NO or NC) | + | | - | NO/NC |

M8 CONNECTOR



View of tripole male connector

CONFIGURATION

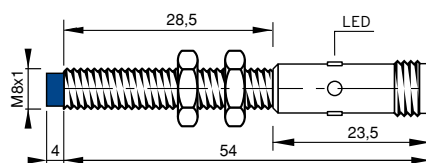
| Outputs | PIN numbers | | |
|------------|-------------|---|-------|
| | 1 | 3 | 4 |
| (NO or NC) | + | - | NO/NC |

DIMENSIONS (mm)

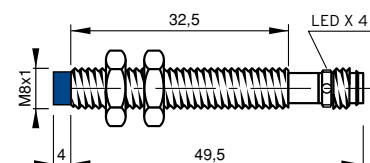
CABLE VERSION



M12 CONNECTOR VERSION



M8 CONNECTOR VERSION



Note: the front part in blue is valid only for unshielded models