

# iW Series


2.54mm (0.100") Pitch — Vertical



## Solder Cup Cable Connectors

The iW Series connector family is a 2-row high reliability connector solution with a pitch of 2.54 millimeters (0.100"). Available with 10 to 30 contacts and rated up to 5A per contact make it versatile for either signal or power applications. The connectors can also be customized to address unique design requirements.

- Current rating up to 5A per contact
- High vibration and shock resistant
- Withstands extreme temperatures of -65°C to +125°C
- Accepts wire sizes up to AWG 22 (0.34 mm<sup>2</sup>)
- Selectively plated, cost efficient for Industrial applications
- Highly reliable connection for demanding applications



### Part Number Builder

iW	2	Body Style	Mounting Ears	Size	Termination	Hardware Style
Series	Rows	<b>P</b> Plug	<b>0</b> Without	<b>10</b>	<b>PSC</b> Pin: Solder Cup	<b>J</b> Fixed Jacketset
		<b>R</b> Receptacle	<b>1</b> With	<b>14</b>	<b>SSC</b> Socket: Solder Cup	<b>JTA</b> Turning Jacketset
				<b>20</b>		
				<b>24</b>		
				<b>26</b>		
				<b>30</b>		

### Technical Information

#### Material Specifications

**Insulator Material:**  
Glass-filled PPS (polyphenylene sulfide)

**Insulator Color:** White

**Material (Contacts):** Pins: copper alloy  
Sockets: beryllium copper

**Terminal Material:** Copper alloy

**Plating (Contacts):**  
Minimum 15 µin Au over 30 µin Ni

**Hardware:** Stainless steel

#### Electromechanical Performance

**Rated Current:** 5A per contact

**Durability:** ≥ 250 mating cycles

**Test Voltage:** 1,000 V AC for 1 minute

**Insulation Resistance:** 5 GΩ min.

**Contact Resistance:** 5 mΩ max.

**Insertion Force (Max):** 4 oz. (1.1N) per contact

**Withdrawal Force (Min.):**  
0.5 oz. (0.14N) per contact

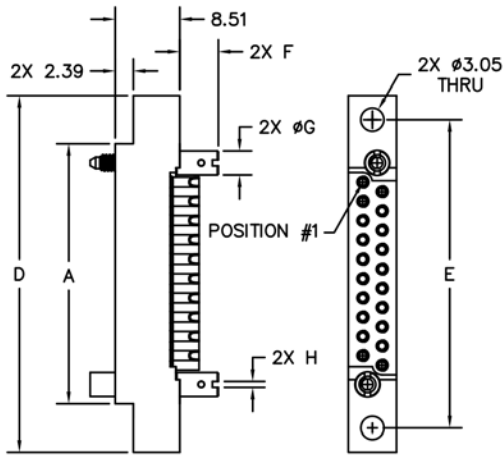
#### Environmental Specifications

**Operating Temperature:** -65° to +125°C

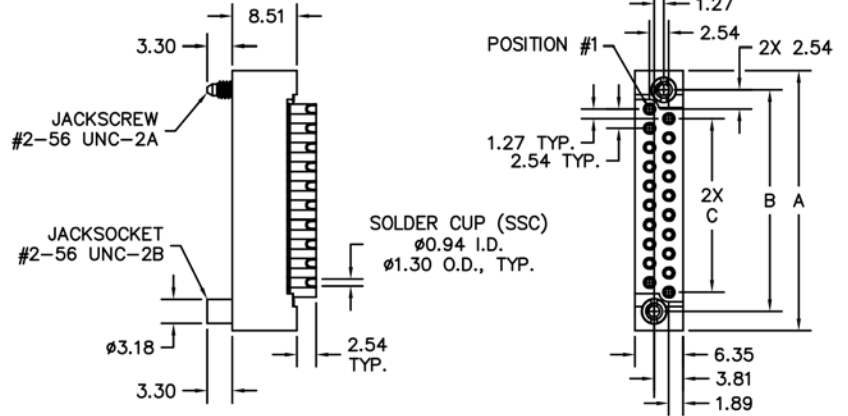
**Vibration:** 10Hz to 2,000Hz, 1.52mm, 147.1m/s<sup>2</sup> (15G), duration 12h

**RoHS:** Compliant

**iSeries**  
BASED ON MIL-SPEC. BUILT FOR INDUSTRIAL.



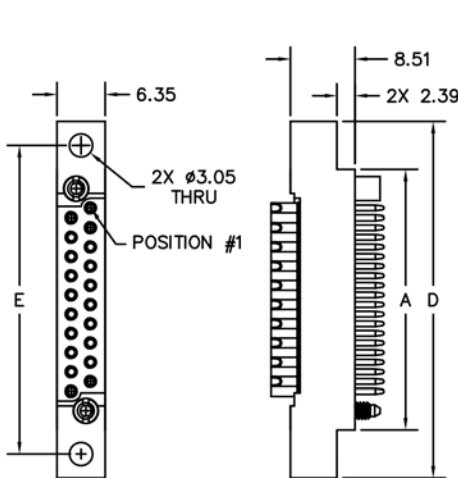
**RECEPTACLE (WITH EARS)**  
(IW-2R1-20-SSC-JTA)



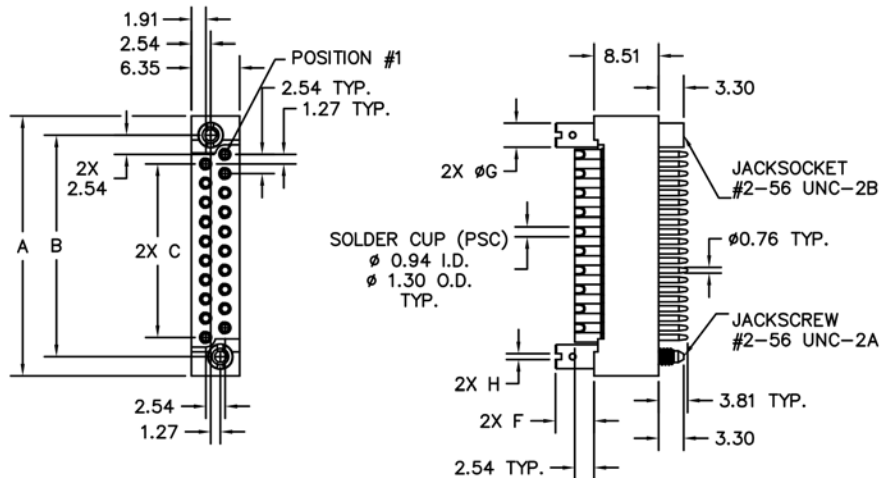
**RECEPTACLE (WITHOUT EARS)**  
(IW-2R0-20-SSC-J)

SIZE	DIMENSIONS				
	A	B	C	D	E
10	21.59	16.51	10.16	34.29	27.94
14	26.67	21.59	15.24	39.37	33.02
20	34.29	29.21	22.86	46.99	40.64
24	39.37	34.29	27.94	52.07	45.72
26	41.91	36.83	30.48	54.61	48.26
30	46.99	41.91	35.56	59.69	53.34

HARDWARE	DIMENSIONS		
	F	ØG	H
-J	N/A	N/A	N/A
-JTA	5.08	Ø3.18	SLOT 0.79 X 0.79



**PLUG (WITH EARS)**  
(IW-2P1-20-PSC-J)



**PLUG (WITHOUT EARS)**  
(IW-2P0-20-PSC-JTA)

SIZE	DIMENSIONS				
	A	B	C	D	E
10	21.59	16.51	10.16	34.29	27.94
14	26.67	21.59	15.24	39.37	33.02
20	34.29	29.21	22.86	46.99	40.64
24	39.37	34.29	27.94	52.07	45.72
26	41.91	36.83	30.48	54.61	48.26
30	46.99	41.91	35.56	59.69	53.34

HARDWARE	DIMENSIONS		
	F	ØG	H
-J	N/A	N/A	N/A
-JTA	5.08	Ø3.18	SLOT 0.79 X 0.79

All dimensions in millimeters.