

**SINGLE-PHASE GLASS PASSIVATED
SILICON BRIDGE RECTIFIER**
VOLTAGE RANGE 50 to 1000 Volts CURRENT 2.0 Amperes

FEATURES

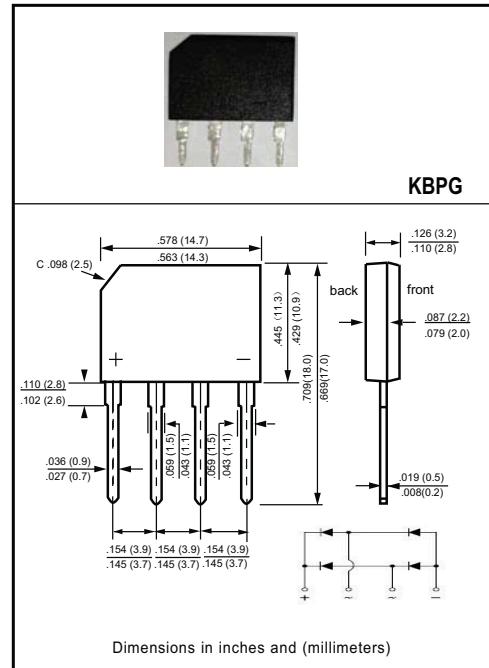
- * Low reverse leakage
- * Low forward voltage
- * High forward surge current capability
- * Idea for printed circuit board

MECHANICAL DATA

- * Epoxy: Device has UL flammability classification 94V-O
- * Mounting position: Any

MAXIMUM RATINGS AND ELECTRICAL CHARACTERISTICS

Ratings at 25 °C ambient temperature unless otherwise specified.
resistive or inductive load.



MAXIMUM RATINGS (@ TA=25 °C unless otherwise noted)

RATINGS	SYMBOL	KBP2005G	KBP201G	KBP202G	KBP204G	KBP206G	KBP208G	KBP210G	UNITS
Maximum Recurrent Peak Reverse Voltage	V_{RRM}	50	100	200	400	600	800	1000	Volts
Maximum RMS Voltage	V_{RMS}	35	70	140	280	420	560	700	Volts
Maximum DC Blocking Voltage	V_{DC}	50	100	200	400	600	800	1000	Volts
Maximum Average Forward Rectified Current at $T_L = 110^\circ\text{C}$	I_O	2.0							Amps
Peak Forward Surge Current 8.3 ms single half sine-wave superimposed on rated load (JEDEC method)	I_{FSM}	50							Amps
Typical Current Squared Time	I^2t	10.38							$\text{A}^2 \text{Sec}$
Typical Thermal Resistance (Note 1)	$R_{\theta JA}$	55							$^\circ\text{C}/\text{W}$
Typical Junction Capacitance (Note 2)	C_J	30							pF
Operating and Storage Temperature Range	T_J, T_{STG}	-55 to +150							$^\circ\text{C}$

ELECTRICAL CHARACTERISTICS (@TA=25 °C unless otherwise noted)

CHARACTERISTICS	SYMBOL	KBP2005G	KBP201G	KBP202G	KBP204G	KBP206G	KBP208G	KBP210G	UNITS
Maximum Instantaneous Forward Voltage at 2.0A DC	V_F	1.1							Volts
Maximum DC Reverse Current at Rated DC Blocking Voltage	@TA = 25°C	5.0							uAmps
	@TA = 125°C	0.5							mAmps

NOTES : 1. Thermal Resistance : Heat-sink case mounted or if PCB mounted.
2. Measured at 1MHz and applied reverse voltage of 4.0V D.C.

2021-06/97
REV:H

RATING AND CHARACTERISTICS CURVES (KBP2005G THRU KBP210G)

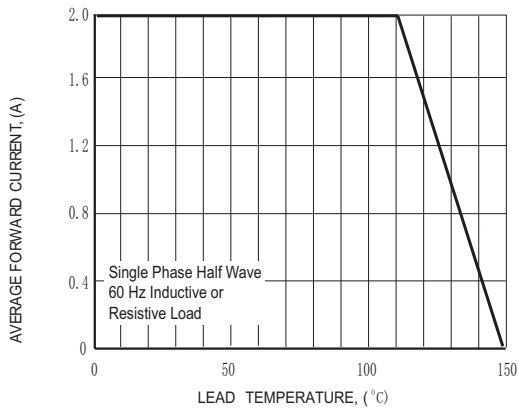


FIG.1 TYPICAL FORWARD CURRENT DERATING CURVE

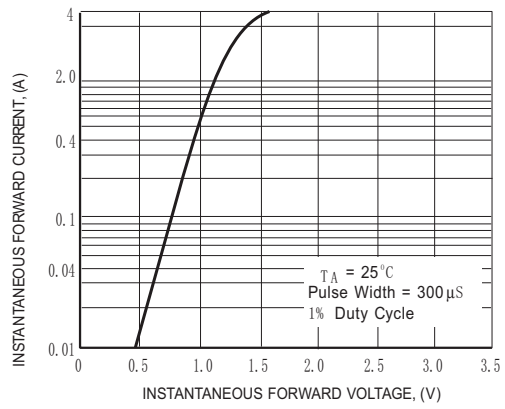


FIG.2 MAXIMUM INSTANTANEOUS FORWARD CHARACTERISTICS

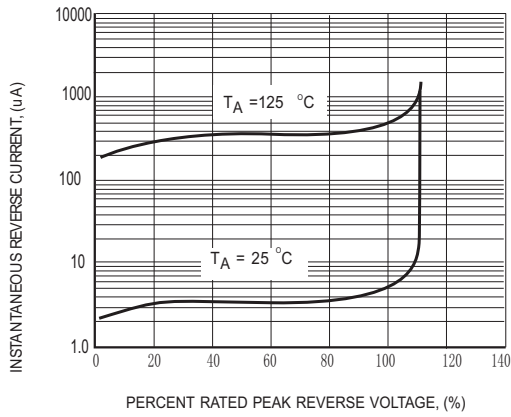


FIG.3 MAXIMUM REVERSE CHARACTERISTICS

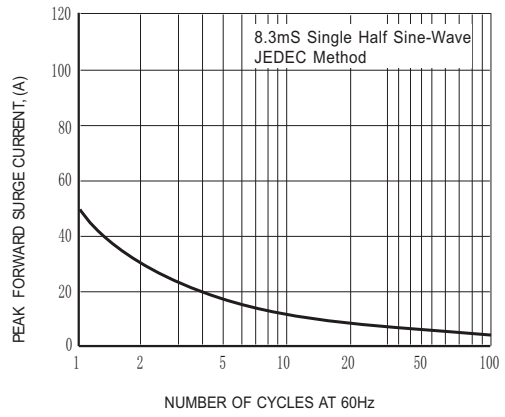
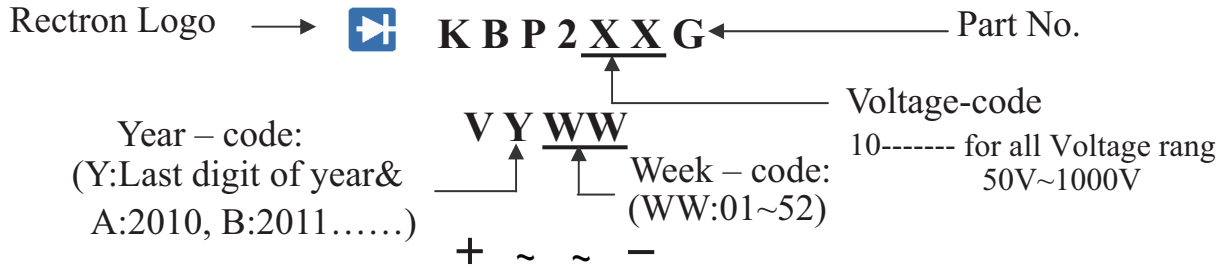


FIG.4 MAXIMUM NON-REPETITIVE FORWARD SURGE CURRENT

Marking Description



PACKAGING OF DIODE AND BRIDGE RECTIFIERS

TUBE PACK

PACKAGE	PACKING CODE	EA PER BOX	INNER BOX SIZE (mm)	CARTON SIZE (mm)	EA PER CARTON	WEIGHT(Kg)
KBPG	-C	1500	480*130*80	505*345*145	6000	-