




# JQX-15F(787)

## MINIATURE HEAVY DUTY DC ELECTROMAGNETIC RELAY



**FEATURES:**

1. UL, CUL(E151736), TUV, CQC safety approval.
2. 1 Form A, 1 Form B, 1 Form C.
3. Rated Load: 30A240VAC/28VDC, 20A240VAC/28VDC.
4. Temperature Range: -55~+85 °C.

**ORDERING INFORMATION:**

- JQX-15F / 012 -- 1H 1**  
 1            2            3    4
1. Model;
  2. Part No.(Rated Voltage);
  3. Contact Form: 1H=1A;1D=1B;1Z=1C;
  4. Terminal: 1: PCB; 6: Plug-in.

**SPECIFICATIONS:**

Part No.	Rated Voltage (V)	Coil Resistance ±10% (Ω)	Pick-up Voltage (V)	Drop-out Voltage (V)	Norminal Current (mA) (±10%)
005	5	27	3.75	0.5	185
006	6	40	4.5	0.6	150
009	9	97	6.75	0.9	92.8
012	12	155	9.00	1.2	77.4
015	15	256	11.25	1.5	58.6
018	18	380	13.50	1.8	47.3
024	24	660	18	2.4	36.7
048	48	2560	36	4.8	18.75
110	110	13450	82.50	11.0	10.6

**CONTACT RATINGS:**

Contact Arrangement	1 Form A (SPST-NO)	1 Form C (SPDT)
Max. Switching Power	7200VA/ 840W	4800VA/560W
Max. Switching Voltage	240VAC/28VDC	240VAC/28VDC
Max. Switching Current	30A	20A
Contact Resistance	50m Ω	50mΩ
Initial Contact Resistance	100m Ω	100m Ω
Rating Load	30A/240VAC 28VDC	20A240VAC 28VDC
Contact Material	Ag-CdO	

**ENVIRONMENTAL CONDITIONS:**

Temperature Range	-55~+85 °C
Relative Humidity	Up to 98% at +40 °C
Atmospheric Pressure	86~106kPa
Vibration	10~55Hz Dual Amplitude 1.65mm
Shock	98m/s <sup>2</sup>
Operating Position	Optional

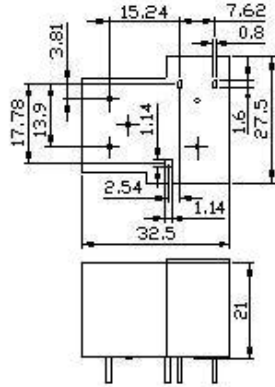
**TECHNICAL REQUIREMENTS:**

Coil Source	DC
Coil Dissipation	0.9W
Insulation Resistance	1000MΩ
Dielectric Withstanding Voltage (RMS/50Hz)	1500VAC(between contacts) 2500VAC(between coil and contacts)
Electrical Life	1x10 <sup>5</sup> Operations
Mechanical Life	1x10 <sup>7</sup> Operations
Contact Form	1H(SPST-NO);1D(PSY-NC);1Z(SPDT).
Operate Time	15ms
Release Time	10ms
Outline and dimension	32.6mm x 27.7mm x 21mm
Weight	34g
Approved standard	UL, CUL(E151736), TUV, CQC

**TERMINAL TYPE 1 (T90):**

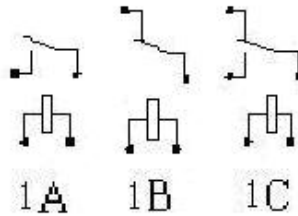
**OUTLINE DIMENSIONS:**

Tolerance:  $\pm 0.20\text{mm}$ .



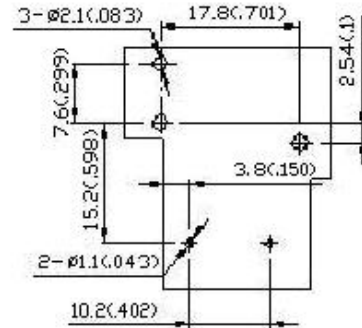
**INTERNAL CONNECTIONS:**

(Bottom View)



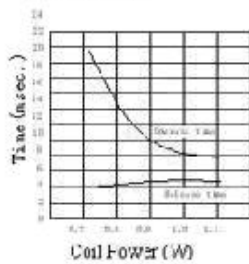
**DRILLING PLAN:**

(Bottom View)

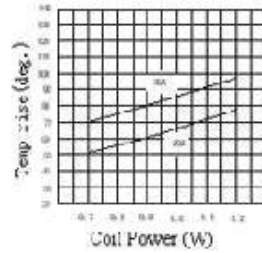


**REFERENCIAL DATA:**

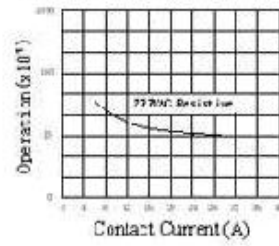
**TIMING:**



**COIL TEMPERATURE RISE:**

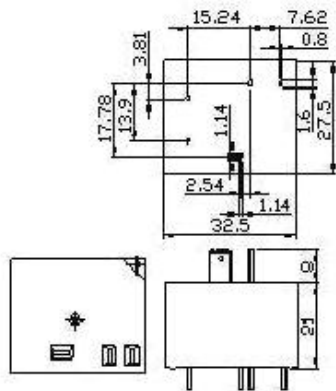


**LIFE CURVES:**

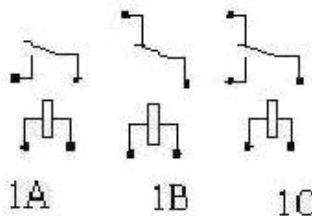


**TERMINAL TYPE 6 (T91)**

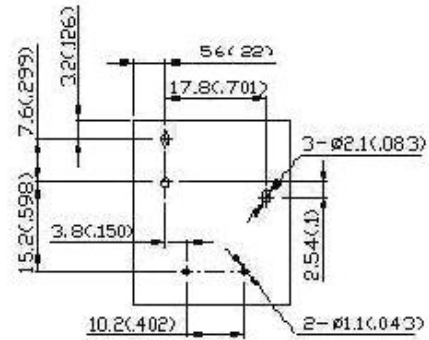
**OUTLINE DIMENSIONS:**



**INTERNAL CONNECTIONS:**




**DRILLING PLAN:**

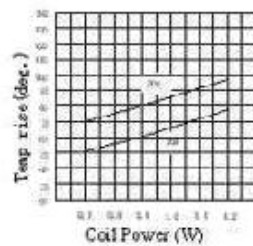


**REFERENCIAL DATA:**

**TIMING:**



**COIL TEMPERATURE RISE:**



**LIFE CURVES:**

