


## KR Series 0805 End-Banded Chip Thermistors



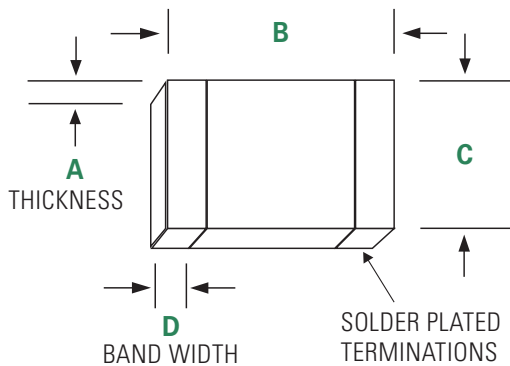
### Description

Littelfuse surface mount end-banded thermistor elements are designed for use on hybrid substrates, integrated circuits or printed circuit boards. They have a solder coated metallization which is suitable for various contact techniques including wire bond, epoxy or solder. Since they are manufactured using the most advanced equipment and technology available, their dimensional parameters are extremely uniform making the devices especially suitable for use with automatic handling and placement equipment.

### Options

- Non-standard resistance values and tolerances
- Tape and reel packaging
- Solder coated metallization

### Dimensions



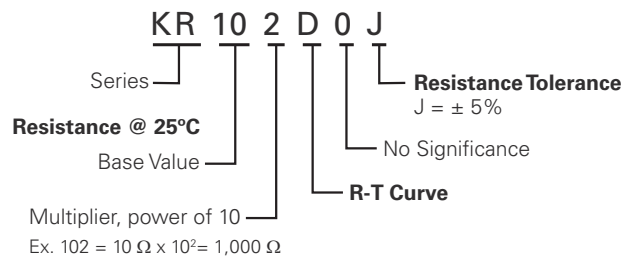
Dimensions shown in inches.

A	B	C	D
0.050" Max	0.0787" ± 0.008"	0.0492" ± 0.008"	0.016" Nom

### Features

- Surface mountable
- Small size
- Low cost
- Nickel Barrier

### Part Numbering System



Note: Not all combinations of Part Number codes are available. Contact Littelfuse for details.

## KR Series 0805 End-Banded Chip Thermistors

### Specifications

Part Number	Resistance Ohms @25°C	*Resistance Tol. ± % @ 25°C	Temperature Coefficient (% / °C) @ 25°C	Beta (K) 25/50°C	Beta (K) 25-85°C	Maximum Power Rating (mW)	Temperature Rating (°C)
KR102D0J	1000	5	-	-	3250	300	-40 to +125
KR252L0J	2500	5	-	-	4100	300	-40 to +125
KR272G0J	2700	5	-	-	3750	-	-40 to +125
KR502F0J	5000	5	-	-	3550	300	-40 to +125
KR103E0J	10000	5	-	-	3435	300	-40 to +125
KR103G0J	10000	5	-	3712	3750	300	-40 to +125
KR103J0J	10000	5	-4.4	-	3976	-	-40 to +125
KR303K0J	30000	5	-	-	4000	300	-40 to +125
KR503L0J	50000	5	-	-	4150	300	-40 to +125
KR104R0J	100000	5	-	-	4250	300	-40 to +125
KR204R0J	200000	5	-	-	4250	300	-40 to +125

\*Resistance tolerances of ± 1%, 2%, and 5% are available upon request

### Packaging

Packaging Option	Packaging Code	Standard
Tape and Reel	-TR / -2	EIA-481

**Disclaimer Notice** - Information furnished is believed to be accurate and reliable. However, users should independently evaluate the suitability of and test each product selected for their own applications. Littelfuse products are not designed for, and may not be used in, all applications. Read complete Disclaimer Notice at: [www.littelfuse.com/disclaimer-electronics](http://www.littelfuse.com/disclaimer-electronics)