

KU10R29NS

Thyristor Surge Suppressors 250V, 100A

Feature

- Bi-directional characteristic
- High-speed response characteristic
- Large surge current capacity
- Capable of repeated use for surges
- UL497B File No.E183905
- Pb free terminal
- RoHS:Yes

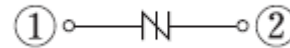
OUTLINE

Package (House Name): M2F

Package (JEDEC Code): DO-214AA similar



Equivalent circuit



Absolute Maximum Ratings (unless otherwise specified : Tl=25°C)

Item	Symbol	Conditions	Ratings	Unit
Storage temperature	T _{stg}		-40 to 125	°C
Junction temperature	T _j		125	°C
Repetitive peak reverse voltage	V _{DRM}		250	V
Peak surge on-state current	I _{TSM}	10/1000μs, Non-repetitive	100	A
Peak surge on-state current	I _{TSM}	I=5/310μs, V=10/700μs, Non-repetitive	150	A

※ : See the original Specifications

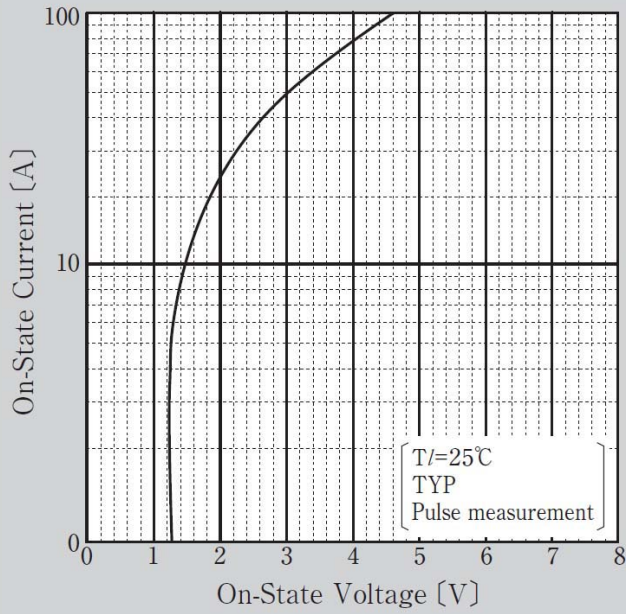
Electrical Characteristics (unless otherwise specified : Tl=25°C)

Item	Symbol	Conditions	Ratings			Unit
			MIN	TYP	MAX	
Breakover voltage	V _{BO}	dV/dt=8V/ms	275			V
Clamping voltage	V _{CL}	dV/dt=100V/μs			400	V
Off-state current	I _{DSM}	VD=250V			5	μA
Holding current	I _H	Pulse measurement	100			mA
On-State Voltage	V _T	IT=2A			3	V
Junction capacitance	C _j	f=1MHz, VD=50V			70	pF

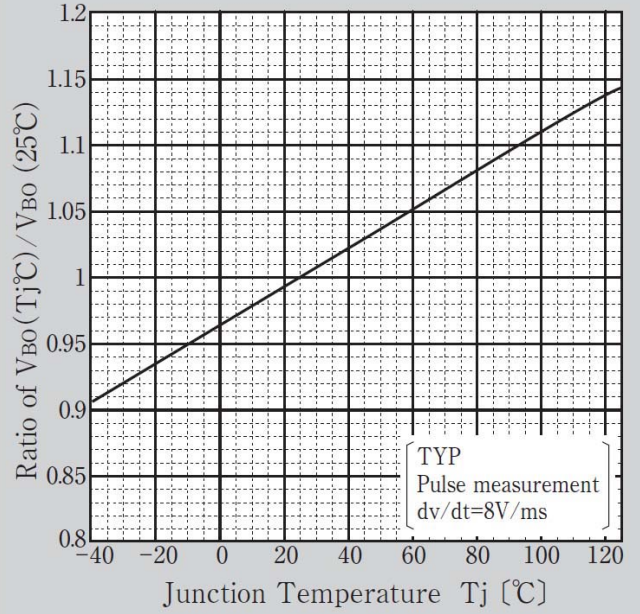
※ : See the original Specifications

CHARACTERISTIC DIAGRAMS

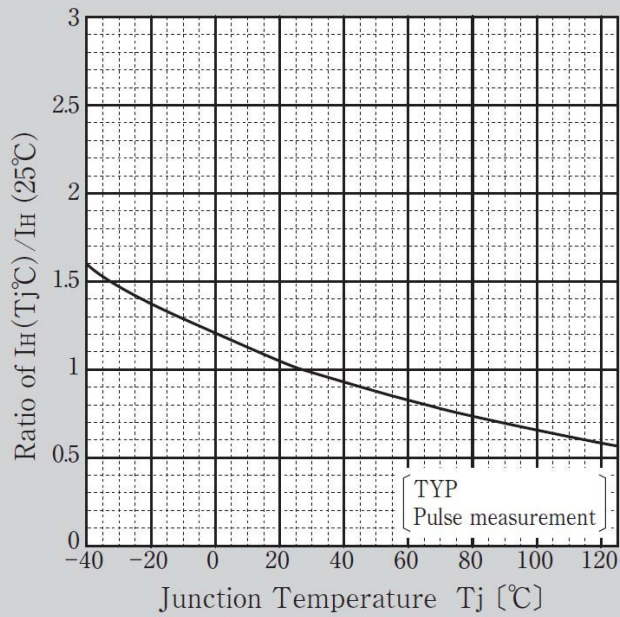
On-State Voltage-On-State Current



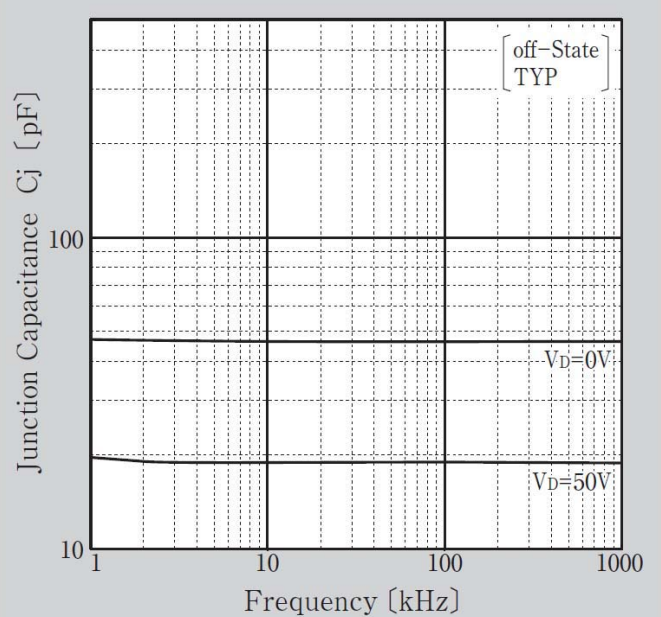
Breakover Voltage vs Junction Temperature



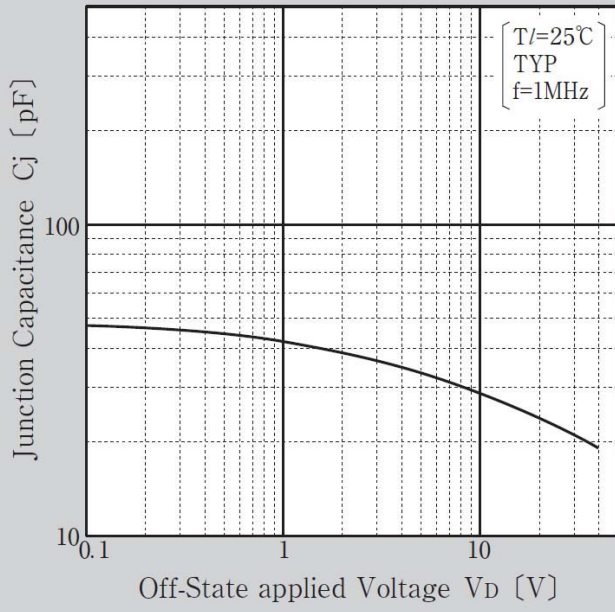
Holding Current vs Junction Temperature



Junction Capacitance

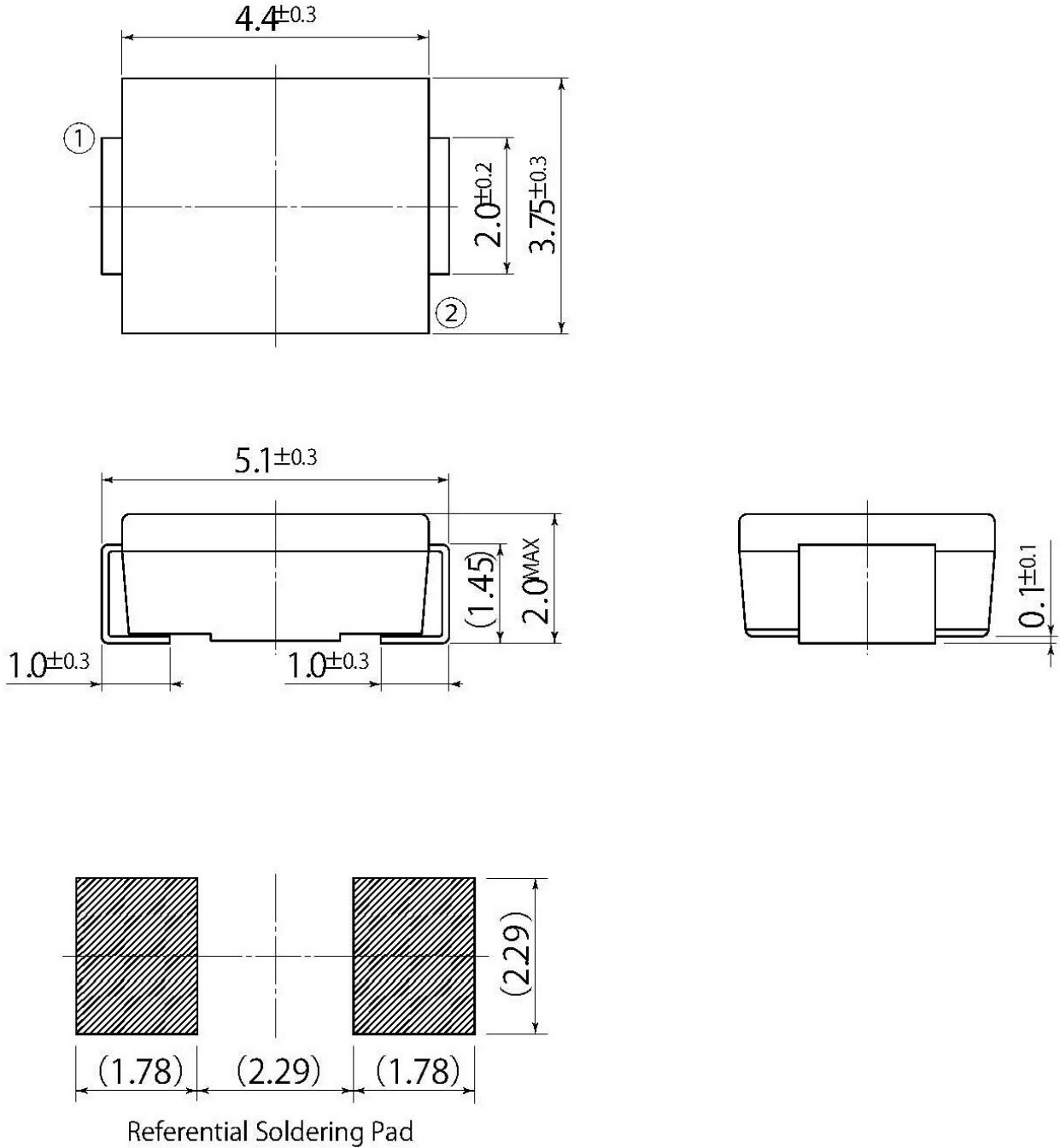


Junction Capacitance



B7

JEDEC Code	DO-214AA similar
JEITA Code	—
House Name	M2F



• Optimize soldering pad to the board design and soldering condition.