

Data Sheet

LL01CR-PVxxL02

PHILIPS
LUMILEDS LUXEON M




■ Features & Typical Applications

- High efficiency
- Available with 3 beam angles
- Optimized for uniform effect
- Lens without Housing
- Commercial Lighting
- Architectural Lighting

■ Table of Contents

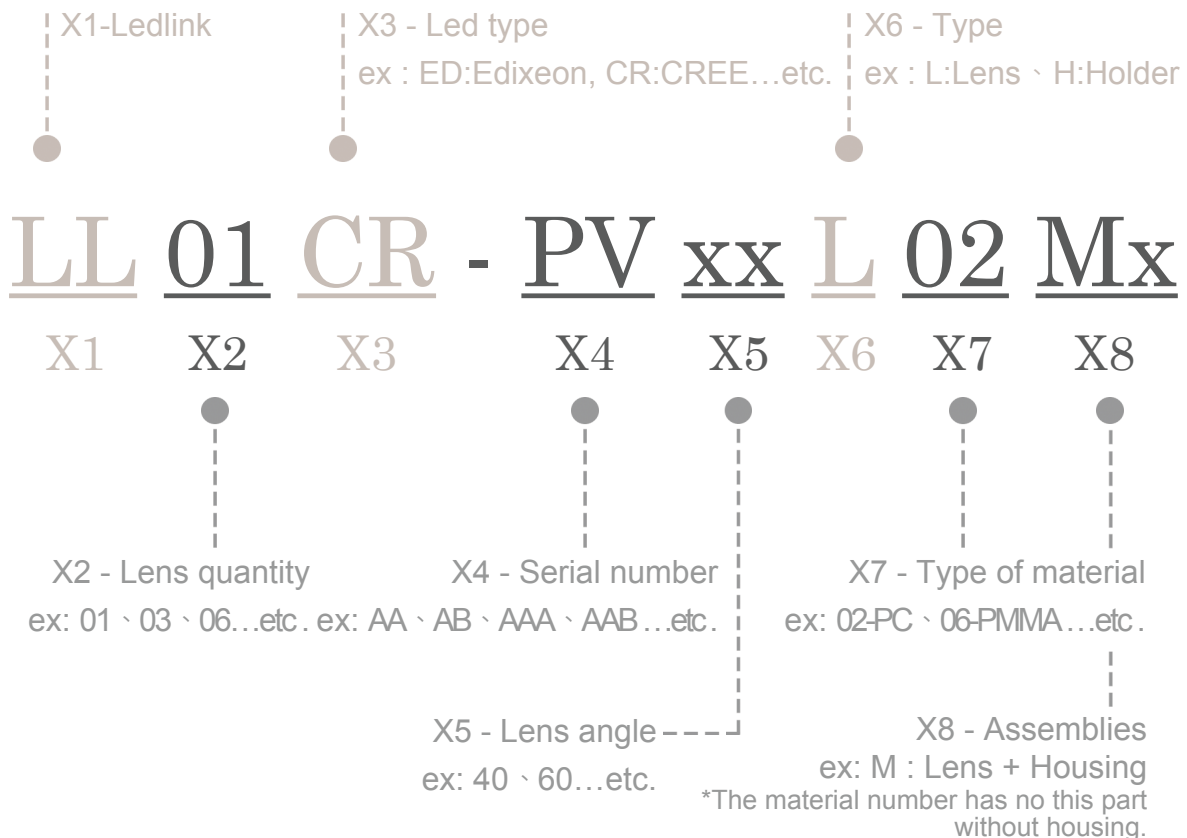
General Information & Product Nomenclature.....	P.2
Optical Specifications	P.3
Mechanical Specifications	P.4
Package Specifications	P.5

LL01CR-PVxxL02

General Information

- Lens Material Optical Grade PC
- Operating Temperature range -40°C~+110°C(upper limit +120°C)
- Storage Temperature range -40°C~+110°C(upper limit +120°C)
 - * Average transmittance in visible spectrum 400nm~700nm>90%
- Usage and Maintenance:
 1. If necessary, clean lenses with mild soap, water and soft cloth.
 2. Never use any commercial cleaning solvents on lenses, like alcohol.
 3. Please handle or install lenses with wearing gloves, skin oils may damage lens or its optical characteristic.

Product Nomenclature




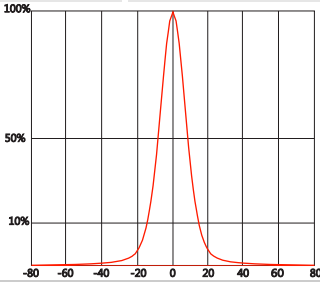
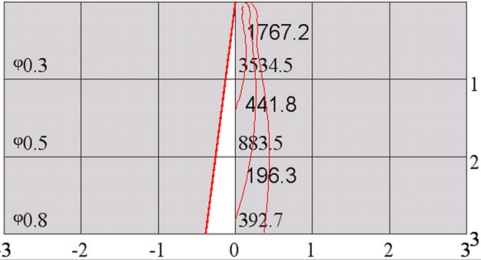

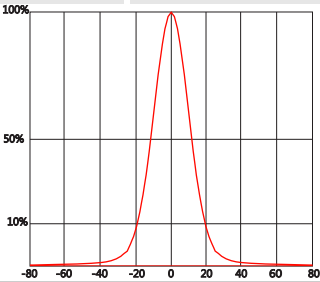
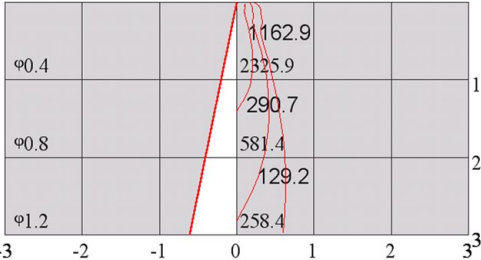
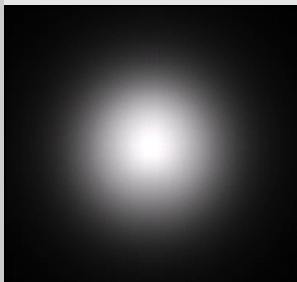
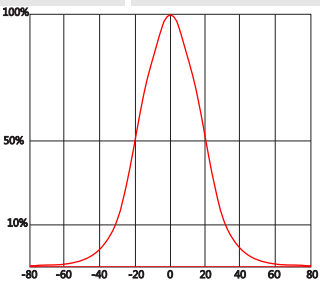
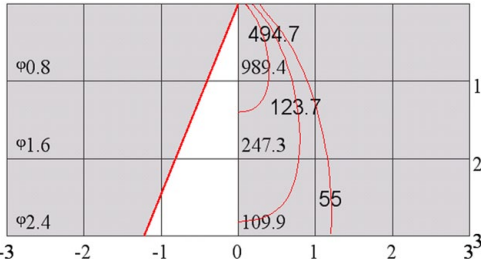
LL01CR-PVxxL02

Optical Specifications

PHILIPS
LUMILEDS

LUXEON M

Note: (1) All the results of analysis are based on 0 degrees of elevation.
 (2) Tolerance: $\pm 10\%$.
 (3) Led Luminous Flux(lm): 791($\pm 5\%$).

Part Number	FWHM	Field Angle*	cd / lm	IES File
LL01CR-PV45L02	19°	39°	4.6	Download
				
Beam Pattern	Light Distribution Curve	Illuminance Distribution		
LL01CR-PV60L02	26°	50°	2.9	Download
				
Beam Pattern	Light Distribution Curve	Illuminance Distribution		
LL01CR-PV80L02	45°	82°	1.3	Download
				
Beam Pattern	Light Distribution Curve	Illuminance Distribution		

*The Field Angle is the angle between the two directions opposed to each other over the beam axis for which the luminous intensity is 10% that of the maximum luminous intensity.
 *This testing result is obtained through testing the popular rank LED samples which provided by the original manufacturer. Hence, the testing results would be varied as the users choose same LED model but different rank.

LL01CR-PVxxL02

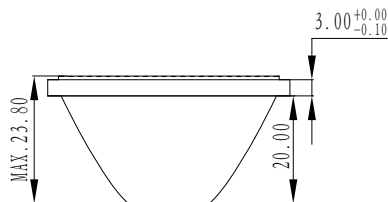
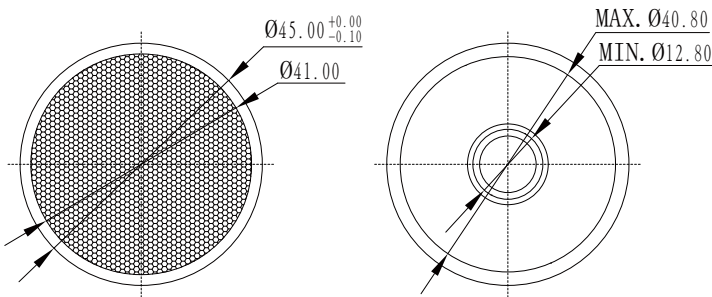
Mechanical Specification

1. Fixing method

- Glue
 Screw
 Tape
 Fixing-ring
 Frame


Note: (1) All dimensions are in mm.
 (2) All measurements are ± 0.15 mm unless otherwise indicated.

2. Lens dimensions



4. Lens assembly dimensions

3. Lens + Leds + MCPCB assembly instruction



5. View assembly lens with MCPCB:

