

Data Sheet

LL04CR-CXE165L19

CREE 
▶ LED Solution Provider


Xlamp XT-E



■ Features & Typical Applications

- High efficiency
- Optimized Uniformity
- Roadway Lighting
- Anti-glare

■ Table of Contents

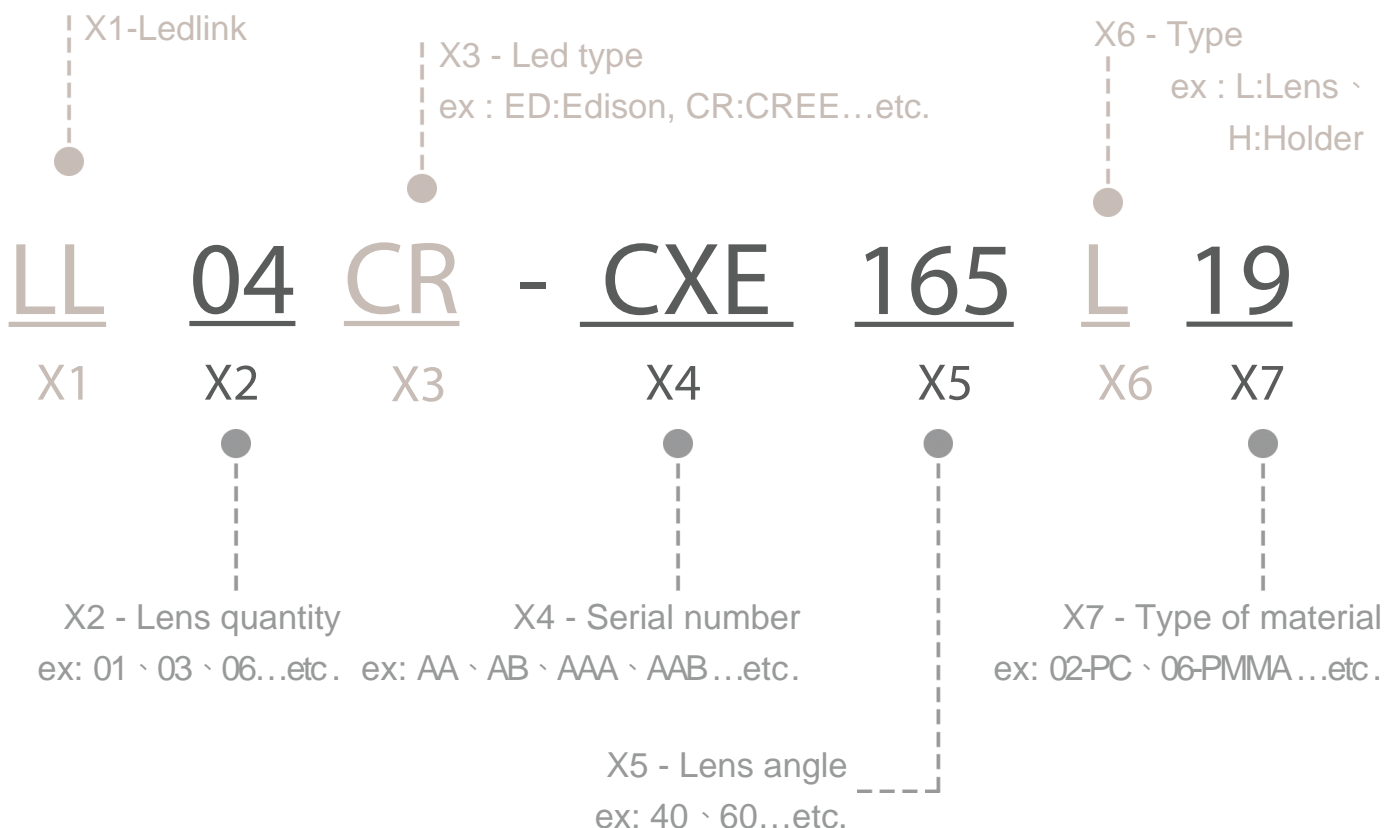
General Information & Product Nomenclature.....	P.2
Optical Specifications	P.3
Mechanical Specifications	P.4
Package Specifications	P.5

LL04CR-CXE165L19

General Information

- Lens Material :PC 1250Z
- Operating Temperature range -40°C~+110°C(upper limit +120°C).
- Storage Temperature range -40°C~+110°C(upper limit +120°C).
 - * Average transmittance in visible spectrum 400nm~700nm>90%.
- Usage and Maintenance:
 1. If necessary, clean lenses with mild soap, water and soft cloth.
 2. Never use any commercial cleaning solvents on lenses, like alcohol.
 3. Please handle or install lenses with wearing gloves, skin oils may damage lens or its optical characteristic.

Product Nomenclature



LL04CR-CXE165L19 Optical Specifications




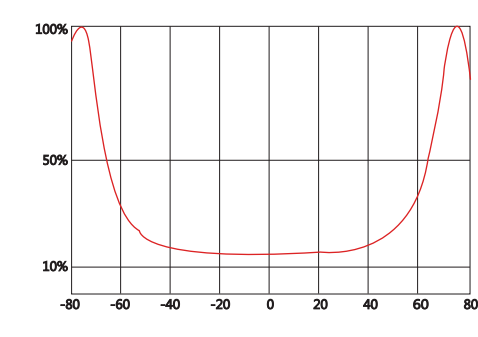
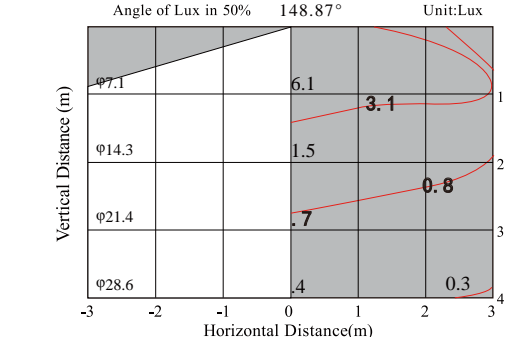
LED Solution Provider



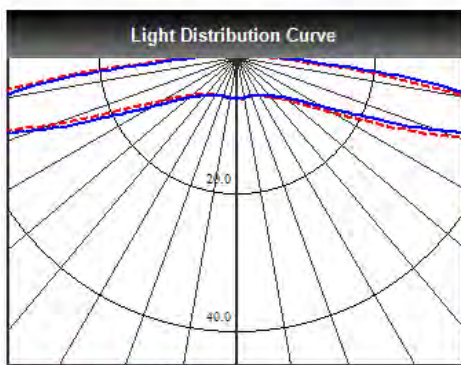

Xlamp XT-E

Note: (1) All the results of analysis are based on 0 degrees of elevation.
 (2) Tolerance: $\pm 10\%$.
 (3) Led Luminous Flux(lm): 104.78($\pm 5\%$).

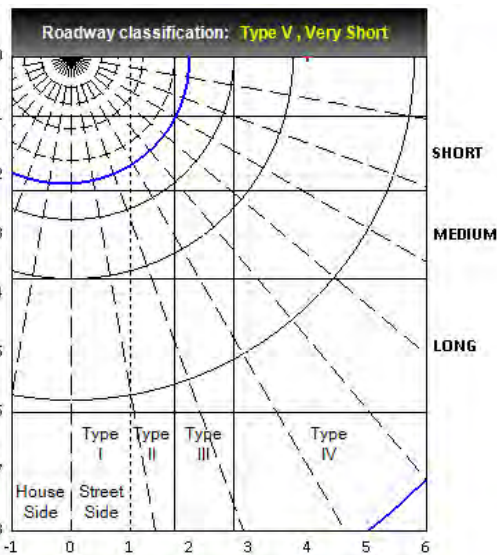
Part Number	FWHM	Field Angle*	cd / lm	IES File
LL04CR-CXE165L19	168.4°	180.8°	0.3	Download

Beam Pattern	Light Distribution Curve	Illuminance Distribution
		

@elevation 0°



—C0:0-180 —C1:90-270



Elevation	Roadway Classification
0°	Type V , Very Short
5°	Type VS , Very Short
10°	Type IV , Very Short
15°	Type IV , Very Short
20°	Type IV , Very Short

LL04CR-CXE165L19

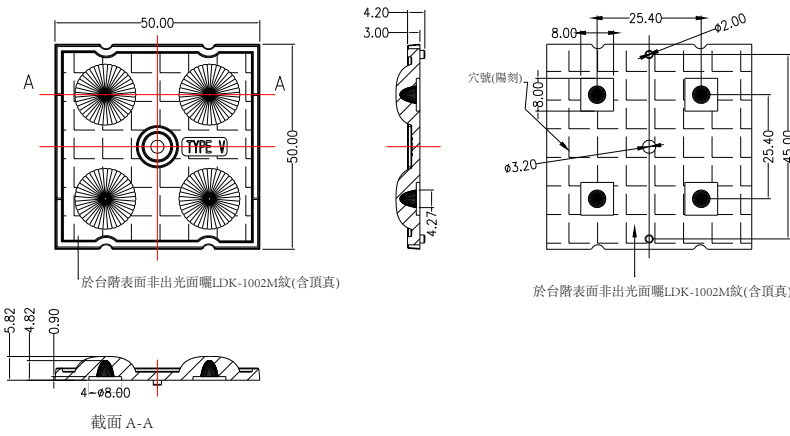
Mechanical Specification

1. Fixing method


- Glue
- Screw
- Tape
- Fixing-ring
- Frame

Note: (1) All dimensions are in mm.
 (2) All measurements are ± 0.15 mm unless otherwise indicated.

2. Lens dimension



3. Assembly instruction



4. Assembly dimension

5. View assembly lens with MCPCB:

