

Data Sheet

LL44ZZ-DCPxxL52

PHILIPS
LUMILEDS



■ Features & Typical Applications

- High efficiency
- Available with 5 beam angles
- Optimized Uniformity
- Lens without Holder
- Indoor Lighting
- Commercial Lighting

■ Table of Contents

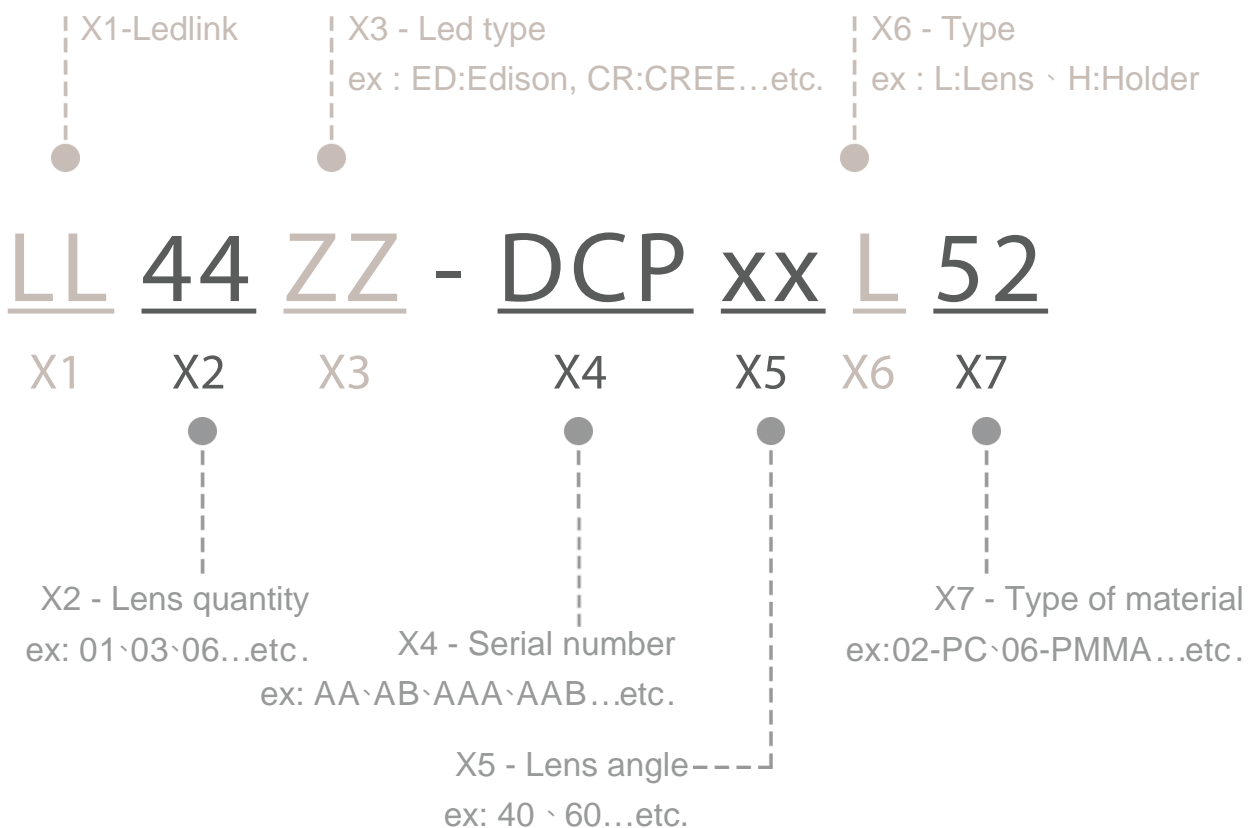
General Information & Product Nomenclature.....	P.2
Optical Specifications	P.3
Mechanical Specifications	P.5
Package Specifications.....	P.6

LL44ZZ-DCPxxL52

General Information

- Lens Material : SABIC 2180T.
- Operating Temperature range $-40^{\circ}\text{C} \sim +70^{\circ}\text{C}$ (upper limit $+80^{\circ}\text{C}$).
- Storage Temperature range $-40^{\circ}\text{C} \sim +70^{\circ}\text{C}$ (upper limit $+80^{\circ}\text{C}$).
 - * Average transmittance in visible spectrum $400\text{nm} \sim 700\text{nm} > 90\%$.
(For raw material only)
- Usage and Maintenance:
 1. If necessary, clean lenses with mild soap, water and soft cloth.
 2. Never use any commercial cleaning solvents on lenses, like alcohol.
 3. Please handle or install lenses with wearing gloves, skin oils may damage lens or its optical characteristic.

Product Nomenclature

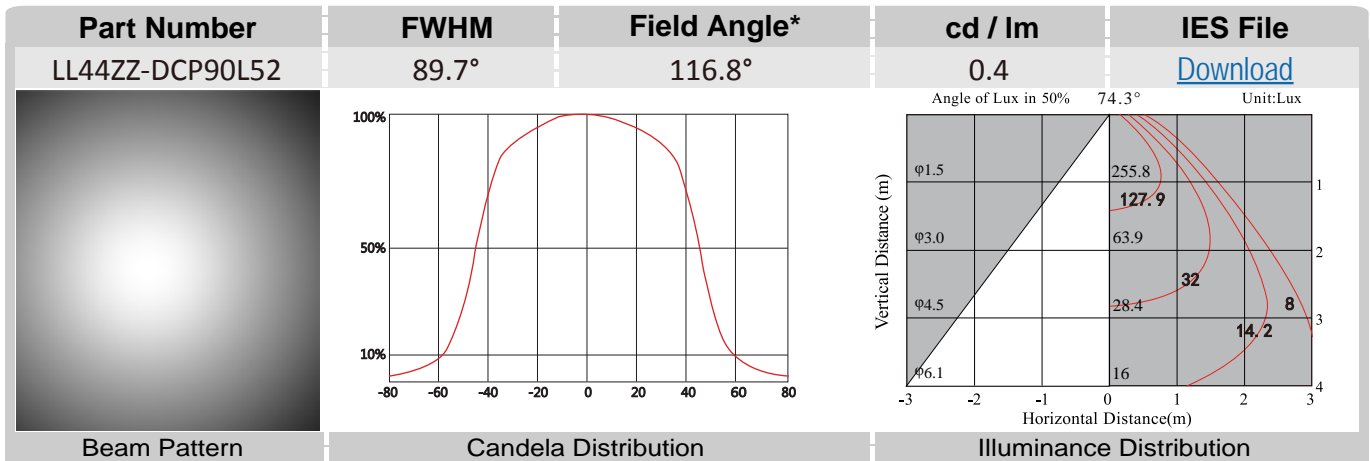
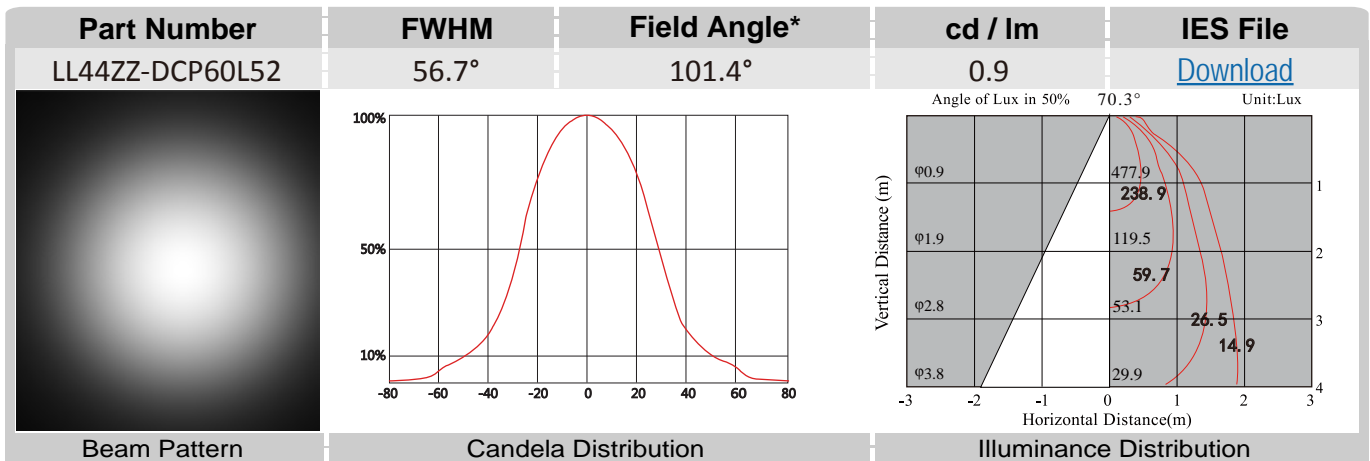
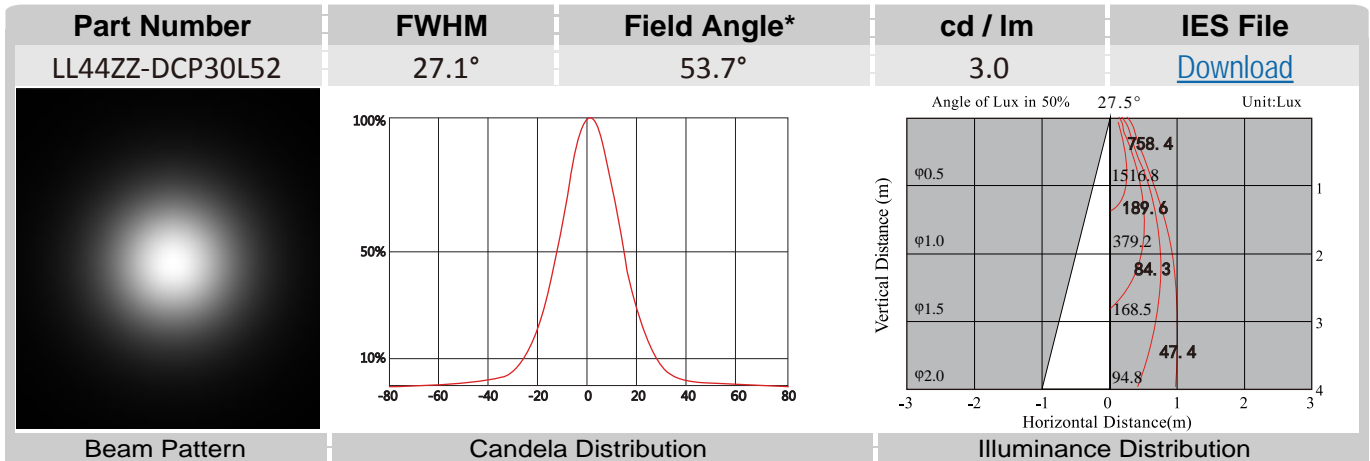


LL44ZZ-DCPxxL52 Optical Specifications

**PHILIPS
LUMILEDS**

2835

Note: (1) All the results of analysis are based on 0 degrees of elevation.
 (2) Tolerance: $\pm 10\%$.
 (3) Led Luminous Flux(lm): 1704($\pm 5\%$).

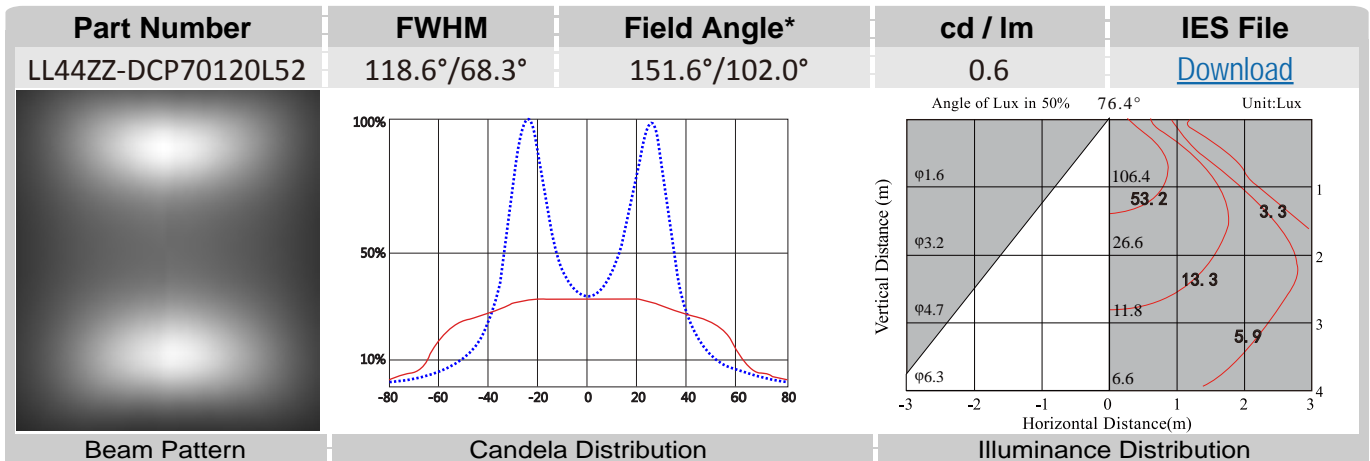
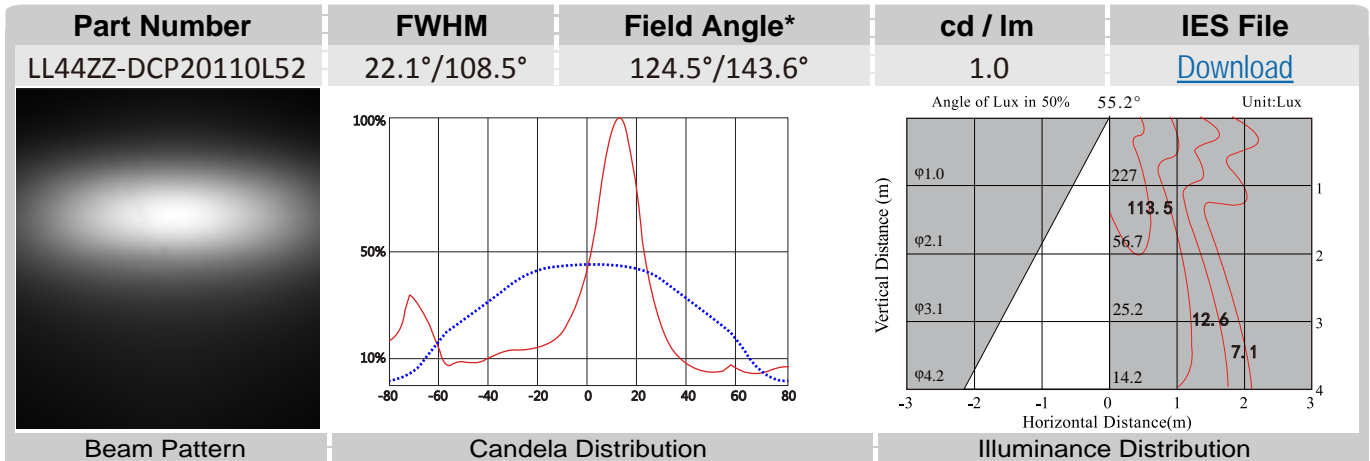


*The Field Angle is the angle between the two directions opposed to each other over the beam axis for which the luminous intensity is 10% that of the maximum luminous intensity.
 *This testing result is obtained through testing the popular rank LED samples which provided by the original manufacturer. Hence, the testing results would be varied as the users choose same LED model but different rank.

LL44ZZ-DCPxxL52 Optical Specifications

**PHILIPS
LUMILEDS**


Note: (1) All the results of analysis are based on 0 degrees of elevation.
 (2) Tolerance: $\pm 10\%$.
 (3) Led Luminous Flux(lm): 1704($\pm 5\%$).



*The Field Angle is the angle between the two directions opposed to each other over the beam axis for which the luminous intensity is 10% that of the maximum luminous intensity.
 *This testing result is obtained through testing the popular rank LED samples which provided by the original manufacturer. Hence, the testing results would be varied as the users choose same LED model but different rank.

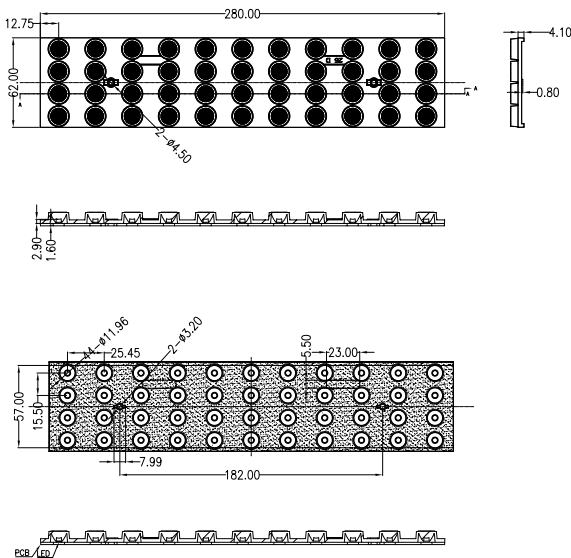
LL44ZZ-DCPxxL52 Mechanical Specification

1. Fixing method

Glue
 Screw
 Tape
 Fixing-ring
 Frame

Note: (1) All dimensions are in mm.

2. Lens dimension



3. Lens + Leds assembly instruction



4. Holder dimension

5. View assembly lens with LED:

