

Features

- Fully encapsulated
- Low profile
- High dielectric strength
- Ten models available
- Ex stock
- Competitively priced
- RoHS compliant*

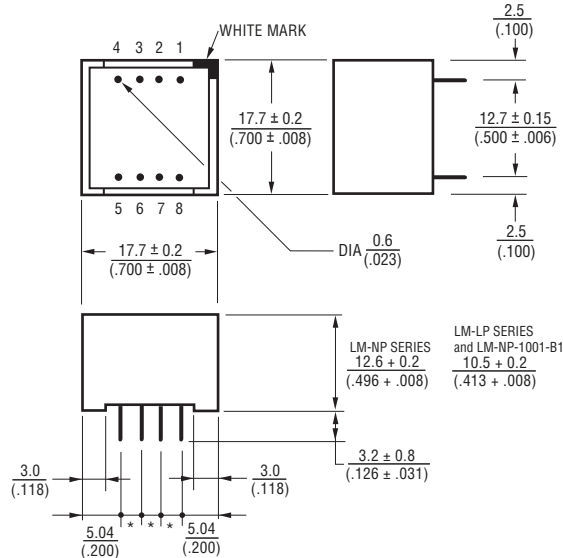
Applications

- Line matching
- Fax modem

BOURNS®

LM-NP/-LP 1000 Series - Line Matching Transformers

Product Dimensions



*pitch = 1/10" = 2.54 (.100) (for number of pins see pin assignment)

DIMENSIONS: $\frac{\text{MM}}{\text{(INCHES)}}$

Note

The LM-NP/-LP-1000 Series Line Matching Transformers meet the return loss specifications of BS 6305.

It is important, however, to use the circuit recommended by BS 6305 for return loss measurements.

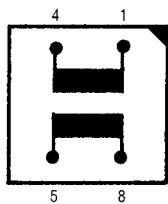
The LM-NP-1000 Series are EN 41003 approved.

How To Order

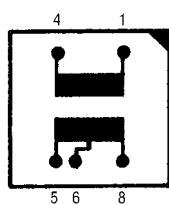
Model LM-xP-100x0xx L
 Termination _____
 L = Tin only (RoHS Compliant)

Pin Assignment and Winding Configurations (Bottom View)

LM-NP-1001-B1L
LM-LP-1001L

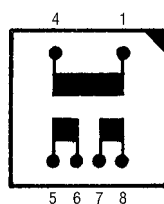


LM-NP-1002L
LM-LP-1002L



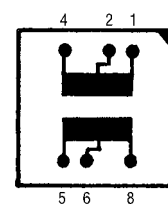
one-winding
center-tapped*

LM-NP-1003L
LM-LP-1003L



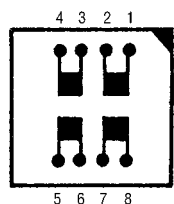
one winding
split*

LM-NP-1004L
LM-LP-1004L



both windings
center-tapped

LM-NP-1005L
LM-LP-1005L



both windings
split

* Due to the unique design and the most advanced manufacturing techniques the 2 coils are fully identical, meaning there is no real primary nor secondary winding. Depending on the application, the transformers can be used either way.



WARNING Cancer and Reproductive Harm
www.P65Warnings.ca.gov

*RoHS Directive 2002/95/EC Jan. 27, 2003 including Annex.
 Specifications are subject to change without notice. Users should verify actual device performance in their specific applications. The products described herein and this document are subject to specific legal disclaimers as set forth on the last page of this document, and at www.bourns.com/docs/legal/disclaimer.pdf.

LM-NP/-LP 1000 Series - Line Matching Transformers

BOURNS®

Part Numbers And Specifications

Parameters	Unit	LM-NP 1001-B1L	LM-NP 1002L	LM-NP 1003L	LM-NP 1004L	LM-NP 1005L	LM-LP 1001L	LM-LP 1002L	LM-LP 1003L	LM-LP 1004L	LM-LP 1005L	
Ref. Temperature Data	°C	25	25	25	25	25	25	25	25	25	25	
Impedance (min./at 1.0 kHz)	Primary	Ω	600	600	600	600 (150, 150)	600 (150+150)	600	600	600	600 (150, 150)	600 (150+150)
	Secondary	Ω	600	600 (150,150)	600 (150+150)	600 (150,150)	600 (150+150)	600	600 (150,150)	600 (150+150)	600 (150,150)	600 (150+150)
Inductance (min./at 0.2 kHz)	Primary	H	2.8	2.8	2.8	2.8 (0.7, 0.7)	2.8 (0.7+0.7)	2.8	2.8	2.8	2.8 (0.7, 0.7)	2.8 (0.7+0.7)
	Secondary	H	2.8	2.8 (0.7, 0.7)	2.8 (0.7+0.7)	2.8 (0.7, 0.7)	2.8 (0.7+0.7)	2.8	2.8 (0.7, 0.7)	2.8 (0.7+0.7)	2.8 (0.7, 0.7)	2.8 (0.7+0.7)
DC-Resistance (typical/±10 %)	Primary	Ω	66	66	66	66 (33,33)	66 (33+33)	90	90	90	90 (45,45)	90 (45+45)
	Secondary	Ω	66	66 (33,33)	66 (33+33)	66 (33,33)	66 (33+33)	90	90 (45,45)	90 (45+45)	90 (45,45)	90 (45+45)
Turns Ratio (± 2 %)	—	1:1	1:1	1:1	1:1	1:1	1:1	1:1	1:1	1:1	1:1	
Winding Configurations	—	—	one winding center tapped	one winding split	both windings center tapped	both windings split	—	one winding center tapped	one winding split	both windings center tapped	both windings split	
Insertion Loss (at 2.0 kHz)	dB	≤ 1.5					≤ 2.0					
Return Loss	Transformer (0.2 - 4.0 kHz) In Networks	≥ 10.0					≥ 8.0					
		≥ 21.0					≥ 20.0					
Shunt Loss (typical)	kΩ	9.0					9.0					
Frequency Response (typ./0.2 - 3.5 kHz)	dB	- 0.3					- 0.5					
Wide Band Response (0.2 - 10.0 kHz)	dB	-2.5					-4.5					
Power Level	dBm	- 45.0 to + 3.0					- 43.0 to + 3.0					
Longitudinal Balance (0.3 - 4.0 kHz)	dB	-80.0					- 70.0					
Distortion (0 dB/at 1.0 kHz)	%	≤ 0.1					≤ 0.25					
Leakage Induction (typical)	mH	14.0					14.0					
Dielectric Strength (P/S)	kVDC	6.5					6.5					
Temperature Range	Operation	°C					-10 to +60					
	Storage	°C					-20 to +70					
Specifications Met	BS 6204: Construction and flammability (UL 94V0) BS 6301: Isolation BS 6305: Return loss (1982/paragraph 4.3.2.2/b)					CCITT: Rec. T/CD 1-1 (Sept. 1982)						

BOURNS®

Asia-Pacific: Tel: +886-2 2562-4117 • Email: asiacus@bourns.com

EMEA: Tel: +36 88 520 390 • Email: eurocus@bourns.com

The Americas: Tel: +1-951 781-5500 • Email: americus@bourns.com

www.bourns.com

REV. 05/11

Specifications are subject to change without notice.

Users should verify actual device performance in their specific applications.

The products described herein and this document are subject to specific legal disclaimers as set forth on the last page of this document, and at www.bourns.com/docs/legal/disclaimer.pdf.