



Military, Space & Testing Equipment

Product Catalog



About Cinch Connectivity Solutions

For 100 years, Cinch Connectivity Solutions has manufactured high quality & reliable high performance connectors & cable assemblies to the Aerospace, Military/Defense, Commercial, Rugged Harsh Environments & Communication markets. Our custom solutions deliver creative, hands-on engineering whilst utilizing multiple contact technologies including fiber optic expanded beam and QPL listed products. We aim to exceed our customers' expectations & continually provide innovative solutions to the rapidly changing needs of the markets & customers we serve.

Table of Contents

TWINAX/TRIAX CONNECTORS

Mil-Std-1553B Data Bus General Specifications Guide	2-3
---	-----

70/370 SERIES

MIL-C-49142 QPL'd Connectors	5
TRB/TRT Miniature Plugs & Jacks	6
TRB/TRT Miniature Bulkhead Jacks	7
Miniature Circuit Board Jacks	8
TRB Series Pad, Paralleling Jacks, & T Adapter	9
Twinax/Triax Terminations & RFI Caps	10
Miniature Twinax/Triax Patching	11-12
Miniature Twinax/Triax Normal-Thru Patch Jacks	13
Subminiature Twinax/Triax Patching	14
Standard & Subminiature Twinax/Triax Looping Plugs	15
Hermetically Sealed Connectors	16
Mating Twinax Size 8 Contacts	17

150/3150 SERIES

TRS/TTM Subminiature Jacks and Plugs	18
TRS/TTM Subminiature Bulkhead Jacks	19-20
Subminiature Bulkhead Jacks, Adapters, & Push-on	20

450 SERIES

Concentric Twinax Connectors	21-23
------------------------------	-------

80/380 SERIES

TRC/TRN Standard Twinax/Triax Threaded	24
--	----

30/330 SERIES

TWBNC/TWTNC, Two-pin Polarized Connectors	25
---	----

COAX CONNECTORS 26

20/220 SERIES

Miniature Coax BNC Plugs & Jacks	27
Miniature Coax BNC Bulkhead Jacks	28
Coax Circuit Board Jacks	29-31

250 SERIES

Mini-BNC Coax Plugs & Jacks	32
-----------------------------	----

40/240 SERIES

TNC Miniature Coax Threaded	33
TNC Bulkhead Jacks, Miniature Coax Threaded	34

120 SERIES

BNC/TNC Miniature Push-on Jacks & Plugs	35
---	----

1.0/2.3 DIN CONNECTORS	36
----------------------------------	----

1.6/5.6 DIN CONNECTORS

Miniature Coax DIN Connectors	37
Coaxial Ground Filter Bulkhead Jacks	37

TYPE N CONNECTORS

90 Series Coax Type N Connectors	38
130 Series Coax F Type Connectors	39-40
Low VSWR Coax Connectors	41
TPS/TCM Subminiature Coax Threaded Jacks & Plugs	42

PATCHING PRODUCTS

High Frequency Video Patching	43-44
Coax Patch Jacks & Accessories	45-46
Mini-WECox Coax Patch Plugs	47
Mini-WECox Coax Patch Jacks	48
Standard Coax Patching & Looping	49
50Ω Miniature Coax Patching	50
Panel Specifications	51
Distribution Panels	52
Standard/Miniature Panels	53-54
“D” Mounting Hole Specifications	54

CUSTOM CABLE ASSEMBLIES	55-56
-----------------------------------	-------

TERMINATIONS & RFI CAPS

Coax Terminations & RFI Caps	57
Chain Options	57
Stainless Steel Rope for “D” Ring Option	57

ADAPTERS (CUSTOM AND STANDARD)

Adapter Circuitry Schematics	58
Coax to Coax Adapter Table	59
Coax/Twinax/Triax Adapter Table	60-61

TOOLS & ACCESSORIES

Cable Strippers	62
Crimp Tools	63
Cable Assembly Testers	64
Tool Kit/Bulk Packaging	65

APPENDIX

Trompeter Cable Specifications	66-68
Twinax/Triax: Plenum/Halogen Free Cable Specs	68
Connector Compatibility Table	69-70
General Material/ Finish Specifications	71
BNC Coax Tool/Wrench Crimp Assembly Illustrations	72
Cable Group Table Notes	73
Cable Group Tables	74-91

INDEX

Part Number Index	93-95
-----------------------------	-------

Twinax/Triax Connectors / Specifications

Trompeter offers a broad line of connectors manufactured to meet or exceed the Mil-Specs governing twinax connectors. In fact, Mil-PRF-49142 was created from the Trompeter concentric twinax/triax connector design.

The following information reflects the specification requirements for each family of connectors in both twinax and triax applications. Use this chart to determine the proper connector type to be used in your application, based on the environment and electrical requirements of your design. Trompeter's technical support team is available to answer any specification questions you may have.



MIL-Spec Triax Series	Trompeter Connector Series	Bayonet Typical Lug Count	Available Threaded	Gender	Equivalent Coax Series
TRB	70	3	Yes	Normal	BNC
TRC	80	2	Yes	Reverse	N
TRS	150	3	Yes	Normal	M-BNC
1553	450	3	Yes	Either	n/a

The following is the latest list from the MIL-STD-1553B supply:

Trompeter Number:

- PL75-47
- PL375C-201
- PL75C-201
- PL155AC-201
- PL3155AC-201
- PL155AC-201
- PL155AC-201
- PL3455ACS-201
- PL455ACP-201

MIL-STD-1553B Data Bus General Specifications Guide

Characteristic Requirements	70 Series TRB/TRT	80 Series TRC/TRN	150 Series TRS/TTM	450 Series TCS
Nominal Impedance	Non-constant	Non-constant	Non-constant	Non-constant
Frequency Range	0-500 MHz	0-500 MHz	0-500 MHz	0-2 MHz
Voltage Rating (max.) @ sea level	400 VRMS	500 VRMS	400 VRMS	900 VRMS
Voltage Rating (max.) @ 70,000 ft.	100 VRMS	125 VRMS	100 VRMS	N/A
Insulation Resistance	5000 MΩ	5000 MΩ	5000 MΩ	5000 MΩ
Dielectric Withstanding Voltage (between center cond. & inter. cond.)	1200 VRMS	1500 VRMS	1200 VRMS	900 VAC
Dielectric Withstanding Voltage (between inter. cond. & outer cond.)	500 VRMS	500 VRMS	500 VRMS	900 VAC
RF High Potential Withstanding Voltage (between center cond. & inter. cond.)	800 VRMS	1000 VRMS	500 VRMS	900 VAC @ 60 Hz
RF High Potential Withstanding Voltage (between inter. & outer cond.)	200 VRMS @ 5-7.5 MHz	350 VRMS @ 5-7.5 MHz	125 VRMS	N/A

Specifications continued on page 3...

* Specifications are minimum unless otherwise stated. Trompeter connectors are designed to exceed all minimum specifications.

MIL-STD-1553B Data Bus General Specifications Guide (cont'd)

Characteristic Requirements	70 Series TRB/TRT	80 Series TRC/TRN	150 Series TRS/TTM	450 Series TCS
Corona Level (min.)	200 VRMS @ 70,000 ft.	375 VRMS @ 70,000 ft.	125 VRMS @ 70,000 ft.	250 VAC @ 50,000 ft.
Rise Time Degradation (max.)	400 rs	N/A	800 ps	800 ps
Permeability of Nonmagnetic Material	<2.0 mu except hermetic versions			
Hermetic Seal (Where Applicable)	<1 x 10 ⁻⁸ cc/sec	N/A	<1 x 10 ⁻⁶ cc/sec	N/A
Connector Durability	500 cycles minimum @ 12 cycles per minute max.			
Temperature Range	-65° to +165°C	-65° to +165°C	-65° to +200°C	-65° to 125°C
Force to Engage and Disengage Longitudinal (max.) Torque (max.)	4 pounds 2.5 inch-pounds	5 pounds 4 inch-pounds	4 pounds 2.5 inch-pounds	3 pounds 2.5 inch-pounds
Center Contact Retention Axial Force (min.) Plug Jack	6 pounds 6 pounds	6 pounds 6 pounds	4 pounds 2 pounds	6 pounds 6 pounds
Coupling Proof Torque (Threaded types only)	15 inch-pounds	15 inch-pounds	10 inch-pounds	N/A
Coupling Mechanism Retention Force (min.)	100 pounds	100 pounds	70 pounds	100 pounds
Cable Retention Force (min.)	40 pounds .200-.325 inch cable OD	65 pounds .242-.419 inch cable OD	40 pounds .120-.215 inch cable OD	40 pounds .120-.180 inch cable OD
Salt Spray (corrosion)	48 hrs minimum exposure (Standard nickel plating) 500 hrs minimum available (Call customer service for plating types). Standard for 450 Series.			
Moisture Resistance (10 cycles)	Total 240 hour minimum exposure			
Thermal Shock (5 cycles) (No physical damage/Pass DWV)	Total 5 hours 50 minutes min -65°C to +85°C -65°C to +125°C			
Specified Shock (sawtooth waveform, within peak - 50g's, duration -11ms)	No discontinuity allowed. Velocity-change of shock pulse 10% of ideal value			
Vibration, High-frequency (36 cycles) (15g peak, 10-2000 Hz-10Hz in 20 minutes)	Total 12 hour minimum. No physical damage or loosening of parts. No discontinuity allowed.			

* Specifications are minimum unless otherwise stated. Trompeter connectors are designed to exceed all minimum specifications.

Twinax/Triax Connectors

Built to Last

Premium Quality

Superior Mechanical Performance

Rugged Physical Properties

Extreme Reliability

Signals require protection from extraneous noise through non-signal carrying shielding. These interfacing connectors must provide contact surfaces isolated from each other, as well as from the outer shield. Trompeter twinaxial/triaxial connectors are designed with two (2) concentric contacts that are isolated from each other and the shielding connection.

Features

- All metallic parts are machined/formed to extremely close tolerances
- All bodies are made of top quality brass with bright nickel-plated non-tarnish finish
- Fully enclosed, heat-treated, beryllium-copper outer conductor spring (not half hard slotted brass)
- Heat-treated, beryllium-copper center socket contact with 50 millionths inch gold plating



70 Series

Miniature 2, 3, 4-lug, and Push-on (TRB)

370 Series

Miniature Threaded (TRT)

(70 Series shown below)



These concentric twinax/triax connectors are ideal for applications where weight is not a primary concern. They are commonly used in digital data bus, video pair, MIL-STD-1553B (airborne/ground, primary/redundant), base-band circuit and any application for "noise-free guarded" circuits.

Features

- Same size as BNC/TNC connectors. Large body versions are available to accommodate larger cables
- Field serviceable, wrench crimp versions for cables with up to .475" outer diameters
- Tool crimp versions for quick termination of cables with up to .250" outer diameters
- 3-lug, 4-lug, and threaded versions provide different levels of mechanical stability and keying
- Does not require mechanical alignment for mating.
- QPL to MIL-C-49142 (see list on page 5)
- Meets MIL-C-49142, 48-hour salt spray requirement
- Special plating available to satisfy MIL-STD-1344, 500-hour salt spray requirement
- Push-on versions for test cable applications
- Fewer pieces to assemble
- Hermetically sealed versions are available (page 16)

MIL-C-49142 Qualified Products List

Trompetter has always been a leader in twinax connector design and development. This time we've designed a new connector style to meet the requirements of MIL-C-49142, Category G.

What is Category G? It is the section of the MIL-Spec that requires tool crimping of the TRB (70) series connectors. We are also qualified to category A which is for wrench crimp TRB connectors.

Below is a list of qualified Trompetter products from the Defence Electronic Supply Center (DESC). QPL parts must be ordered by the *MIL-Number*. Many of Trompetter's 70 Series concentric twinax connectors are QPL to MIL-C-49142. QPL versions are silver plated and can be ordered using the [Government Designation part numbers listed](#). Corresponding standard nickel plated connectors can be ordered using the standard part numbers.

Mil-number	Trompetter Number
M49142/03-0001	PL75-7
M49142/03-0002	PL75-7
M49142/03-0005	305-0042-1
M49142/03-0007	PL75-9
M49142/03-0008	PL75-47
M49142/03-0009	PL75-60
M49142/03-0011	305-0811-1
M49142/03-0016	PL75MC213
M49142/03-0017	PL75MC-201
M49142/03-0101	PL75Y-7
M49142/03-0102	PL75Y-7
M49142/03-0105	305-0042Y-1
M49142/03-0107	PL75Y-9
M49142/03-0108	PL75Y-47
M49142/03-0109	PL75Y-60
M49142/03-0111	305-0811Y-1
M49142/03-0116	PL75MCS-213
M49142/03-0117	PL75MCS-201
M49142/03-0201	PL75S-7
M49142/03-0202	PL75S-7
M49142/03-0205	305-0042S-1
M49142/03-0207	PL75S-9
M49142/03-0208	PL75S-47
M49142/03-0209	PL75S-60
M49142/03-0211	305-0811S-1
M49142/03-0216	PL75MCS-213
M49142/03-0217	PL75MCS-201
M49142/04-0004	BJ76
M49142/04-0104	BJ76Y
M49142/04-0204	BJ76S
M49142/05-0001	BJ79-7
M49142/05-0002	BJ79-7
M49142/05-0006	305-0042-7
M49142/05-0007	BJ79-9
M49142/05-0008	BJ79-47
M49142/05-0009	BJ79-60
M49142/05-0011	305-0811-3
M49142/05-0016	BJ79MC-213
M49142/05-0017	BJ79MC-201
M49142/05-0101	BJ79Y-7
M49142/05-0102	BJ79Y-7
M49142/05-0106	305-0042Y-7
M49142/05-0107	BJ79Y-9
M49142/05-0108	BJ79Y-47
M49142/05-0109	BJ79Y-60
M49142/05-0111	305-0811Y-3
M49142/05-0116	BJ79MCS-213
M49142/05-0117	BJ79MCS-201
M49142/05-0201	BJ79S-7
M49142/05-0202	BJ79S-7
M49142/05-0206	305-0042S-7
M49142/05-0207	BJ79S-9
M49142/05-0208	BJ79S-47
M49142/05-0209	BJ79S-60
M49142/05-0211	305-0811S-3
M49142/05-0216	BJ79MCS-213
M49142/05-0217	BJ79MCS-201

Mil-number	Trompetter Number
M49142/06-0001	CJ70-7
M49142/06-0002	CJ70-7
M49142/06-0006	305-0042-4
M49142/06-0007	CJ70-47
M49142/06-0008	CJ70-9
M49142/06-0009	CJ70-60
M49142/06-0011	305-0811-2
M49142/06-0016	CJ70MC-213
M49142/06-0017	CJ70MC-201
M49142/06-0101	CJ70Y-7
M49142/06-0102	CJ70Y-7
M49142/06-0106	305-0042Y-4
M49142/06-0107	CJ70Y-47
M49142/06-0108	CJ70Y-9
M49142/06-0109	CJ70Y-60
M49142/06-0111	305-0811Y-2
M49142/06-0116	CJ70MCS-213
M49142/06-0117	CJ70MCS-201
M49142/06-0201	CJ70S-7
M49142/06-0202	CJ70S-7
M49142/06-0206	305-0042S-4
M49142/06-0207	CJ70S-47
M49142/06-0208	CJ70S-9
M49142/06-0209	CJ70S-60
M49142/06-0211	305-0811S-2
M49142/06-0216	CJ70MCS-213
M49142/06-0217	CJ70MCS-201
M49142/08-0001	PL375-7
M49142/08-0002	PL375-7
M49142/08-0005	305-0042-9
M49142/08-0006	PL375-47
M49142/08-0008	PL375-60
M49142/08-0010	305-0811-5
M49142/08-0011	305-0486-1
M49142/08-0016	PL375MC-213
M49142/08-0017	PL375MC-201
M49142/09-0001	BJ379-7
M49142/09-0002	BJ379-7
M49142/09-0006	BJ379-47
M49142/09-0007	305-0042-11
M49142/09-0009	BJ379-60
M49142/09-0011	305-0811-7
M49142/09-0012	305-0486-3
M49142/09-0016	BJ379MC-213
M49142/09-0017	BJ379MC-201
M49142/10-0001	BJ376
M49142/11-0001	CJ370-7
M49142/11-0002	CJ370-7
M49142/11-0006	CJ370-47
M49142/11-0007	305-0042-12
M49142/11-0009	CJ370-60
M49142/11-0011	305-0811-6
M49142/11-0012	305-0486-2
M49142/11-0016	CJ370MC-213
M49142/11-0017	CJ370MC-201

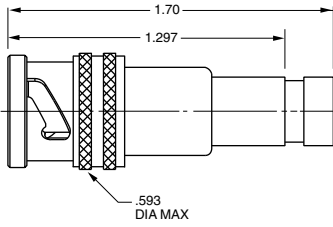
Twinax/Triax Connectors / Miniature Plugs & Jacks

70/370 Series, TRB/TRT

Cable Plug

Military Crimp Tool

- 3-Lug..... PL75MC-
- 2-Lug..... PL74MC-
- 4-Lug..... PL75MCFL-
- Threaded..... PL375MC-



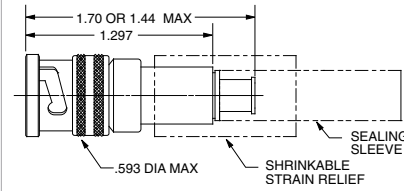
PL75MC-202 Shown
For polarizations, call customer service.

Cable Plug

Tool Crimp

- 2-Lug..... PL74C-
- 3-Lug..... PL75C-
- 4-Lug..... PL75CFL-
- Threaded..... PL375C-

* Length depends on Cable Group

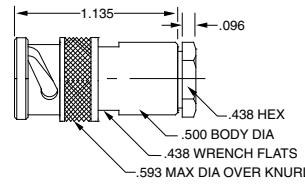


PL74C-202 Shown

Cable Plug

Wrench Crimp

- 2-Lug..... PL74-
- 3-Lug..... PL75-
- 4-Lug..... PL75FL-
- Threaded..... PL375-

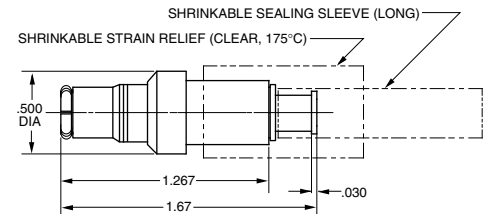


PL74-9 Shown

Cable Plug

Tool Crimp, Push-on

- PL73C-



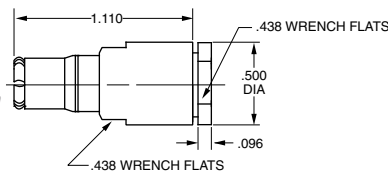
PL73C-202 Shown

Cable Plug

Wrench Crimp, Push-on

- PL73-

Order Large Body version for cables with jacket dia. greater than .323".

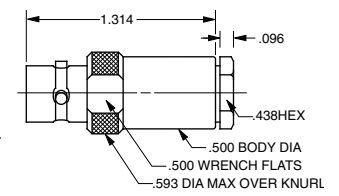


PL73-9 Shown

Cable Jack

Wrench Crimp

- 3-Lug..... CJ70-
- 2-Lug..... CJ70TL-
- 4-Lug..... CJ70FL-
- Threaded..... CJ370-

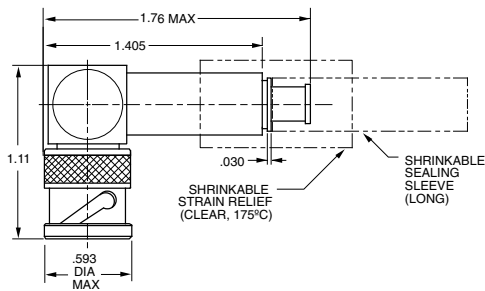


CJ70-9 Shown

Right Angle Cable Plug

Tool Crimp

- 2-Lug..... PLR74C-
- 3-Lug..... PLR75C-
- 4-Lug..... PLR75CFL-
- Threaded..... PLR375C-

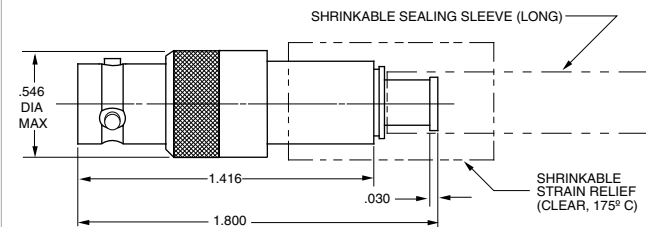


PLR74C-201 Shown
For cable groups 201-223 only. Contact customer service for other cables.

Cable Jack

Tool Crimp

- 3-Lug..... CJ70C-
- 2-Lug..... CJ70CTL-
- 4-Lug..... CJ70CFL-
- Threaded..... CJ370C-

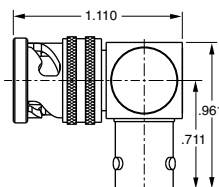


CJ70C-202 Shown

Right Angle TRB Adapter

TRB Male to Female

- 3-Lug..... ADRMF70
- 2-Lug..... ADRMF70TL
- Threaded..... ADRMF370
- 4-Lug..... ADRMF70FL

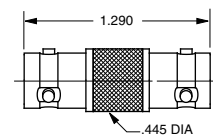


ADRMF70 Shown

TRB Coupling Adapter

Barrel Connector

- 3-Lug..... AD78
- 2-Lug..... AD78TL
- 4-Lug..... AD78FL
- Threaded..... AD378



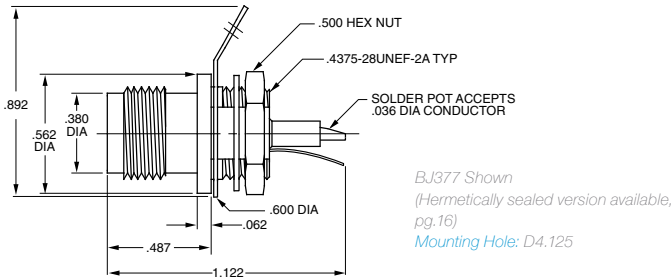
AD78 Shown

Refer to Cable Group Tables, pages 74-91.

Bulkhead Jack

Front Mount, Solder Pot

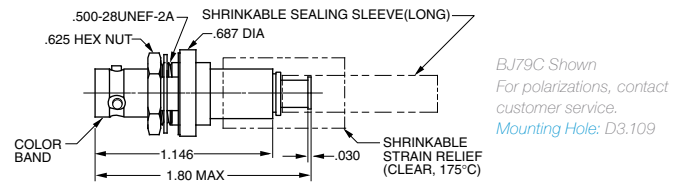
- 3-Lug..... BJ770
- 2-Lug..... BJ77TL
- 4-Lug..... BJ77FL
- Threaded..... BJ377



Bulkhead Jack

Tool Crimp

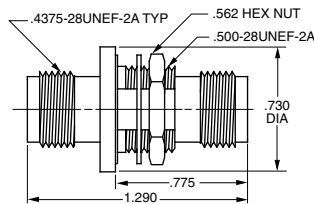
- 3-Lug..... BJ79C- ⚠
- 2-Lug..... BJ79CTL- ⚠
- 4-Lug..... BJ79CFL- ⚠
- Threaded..... BJ379C- ⚠



Feed-Thru Bulkhead Jack

- 3-Lug..... BJ78
- 2-Lug..... BJ78TL
- 4-Lug..... BJ78FL
- Threaded..... BJ378

BJ378 Shown
(Hermetically sealed version available, pg.16)
Mounting Hole: D3.187

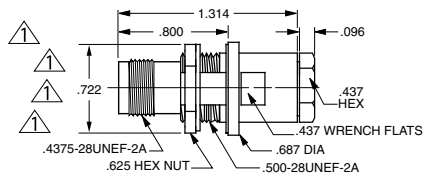


Bulkhead Cable Jack

Wrench Crimp

- 3-Lug..... BJ79- ⚠
- 2-Lug..... BJ79TL- ⚠
- 4-Lug..... BJ79FL- ⚠
- Threaded..... BJ379- ⚠

BJ379-7 Shown
Mounting Hole: D3.160

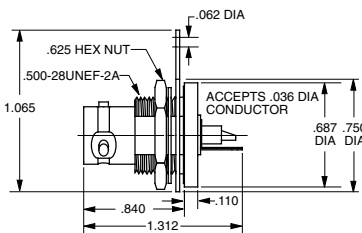


Bulkhead Solder Pot

Rear Mount, Solder Pot

- 3-Lug..... BJ76
- 2-Lug..... BJ76TL
- 4-Lug..... BJ76FL
- Threaded..... BJ376

BJ76 Shown
Mounting Holes: D3.240 w/o solder lug/D3.208 w/ solder lug

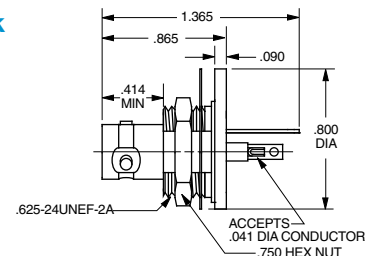


Insulated Bulkhead Jack

Rear Mount, Solder Pot

- 3-Lug..... BJ75
- 2-Lug..... BJ75TL
- 4-Lug..... BJ75FL
- Threaded..... BJ375

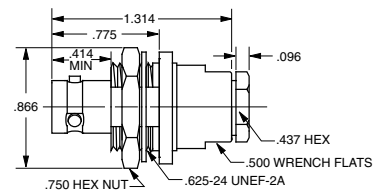
BJ75 Shown
Mounting Hole: D2.140



Insulated Bulkhead Cable Jack

Wrench Crimp

- 3-Lug..... BJ74- ⚠
- 2-Lug..... BJ74TL- ⚠
- 4-Lug..... BJ74FL- ⚠
- Threaded..... BJ374- ⚠

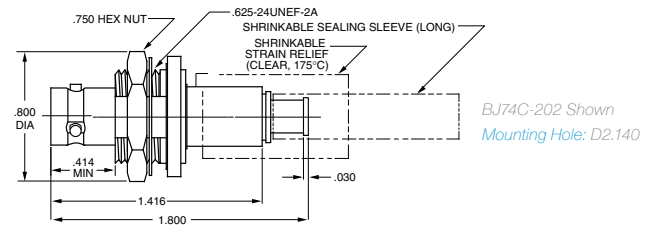


BJ74-9 Shown
Mounting Hole: D2.140

Insulated Bulkhead Cable Jack

Tool Crimp

- 3-Lug..... BJ74C- ⚠
- 2-Lug..... BJ74CTL- ⚠
- 4-Lug..... BJ74CFL- ⚠
- Threaded..... BJ374C- ⚠

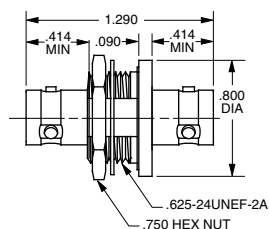


Insulated Feed-Thru Jack

Wrench Crimp

- 3-Lug..... BJ73
- 2-Lug..... BJ73TL
- 4-Lug..... BJ73FL
- Threaded..... BJ373

BJ73 Shown
Mounting Hole: D2.140

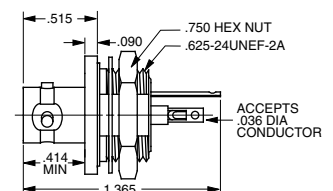


Insulated Bulkhead Jack

Front Mount

- 3-Lug..... BJ72
- 2-Lug..... BJ72TL
- 4-Lug..... BJ72FL
- Threaded..... BJ372

BJ72 Shown
Mounting Hole: D2.140



⚠ Refer to Cable Group Tables, pages 74-91.
"D" mounting holes see page 54. For polarizations, contact customer service.

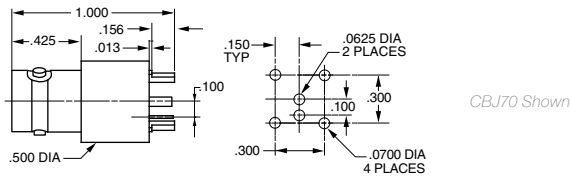
Twinax/Triax Connectors / Miniature Circuit Board Jacks

70/370 Series

Twinax/Triax TRB Concentric

Circuit Board Jack

- 3-Lug..... CBJ70
- 2-Lug..... CBJ70TL
- 4-Lug..... CBJ70FL
- (TRT) Threaded..... CBJ370

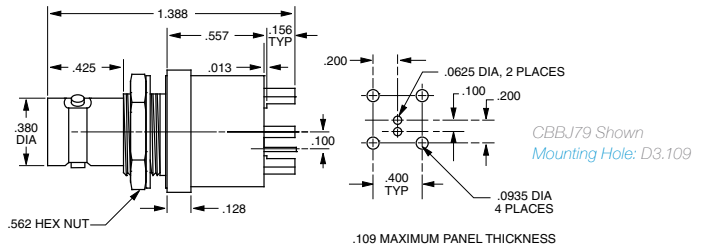


CBJ70 Shown

Twinax/Triax TRB Non-Insulated Bulkhead Jack

Concentric Female 3-Lug Bulkhead Mount

- 3-Lug..... CBBJ79
- 2-Lug..... CBBJ79TL
- 4-Lug..... CBBJ79FL
- Threaded..... CBBJ379

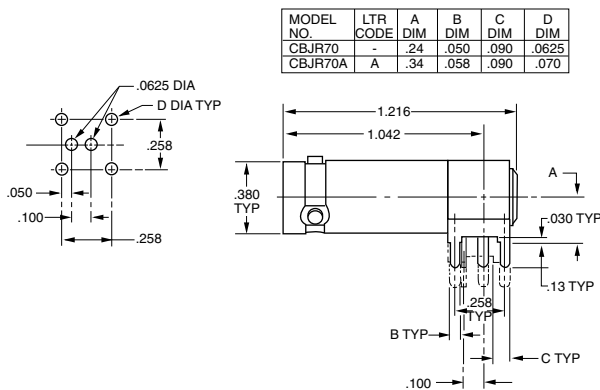


CBBJ79 Shown
Mounting Hole: D3.109

Twinax/Triax TRB Right Angle Concentric

Circuit Board Jack

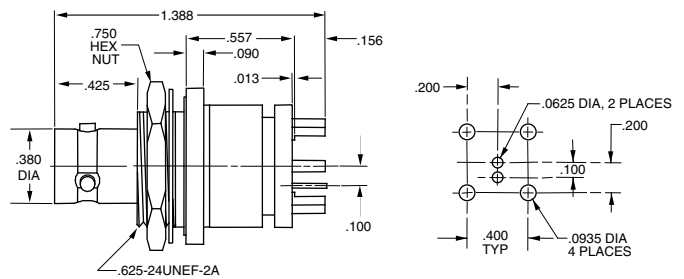
- 3-Lug..... CBJR70, CBJR70A



Twinax/Triax TRB Insulated Bulkhead Jack

Concentric Female 3-Lug, Bulkhead Mount

- 3-Lug..... CBBJ74

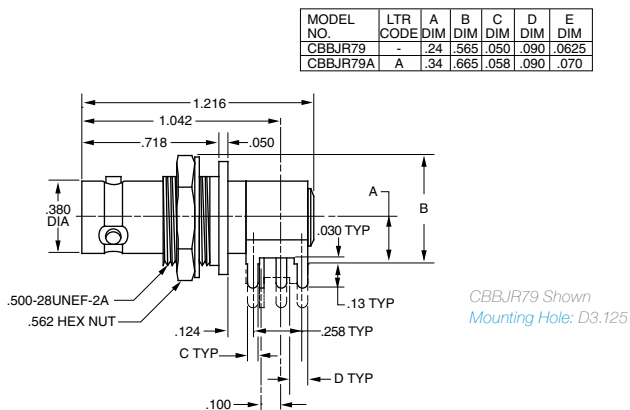


Mounting Hole: D2.109

Right Angle Circuit Board Bulkhead Jack

Standard Version

- 3-Lug..... CBBJR79
- 2-Lug..... CBBJR79TL
- 4-Lug..... CBBJR79FL
- Threaded..... CBBJR379

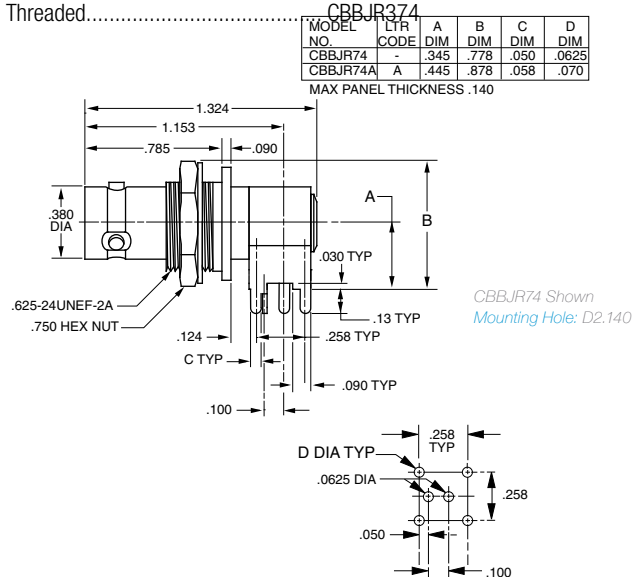


CBBJR79 Shown
Mounting Hole: D3.125

Right Angle Insulated Circuit Board Bulkhead Jack

Insulated Version

- 3-Lug..... CBBJR74
- 2-Lug..... CBBJR74TL
- 4-Lug..... CBBJR74FL
- Threaded..... CBBJR374



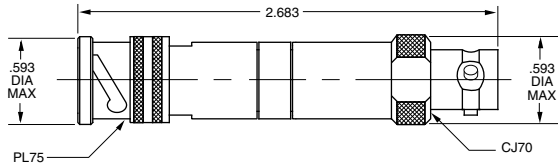
CBBJR74 Shown
Mounting Hole: D2.140

Add "A" for tall versions example: CBBJR74A

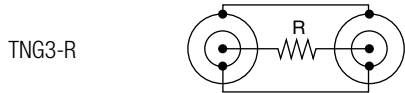
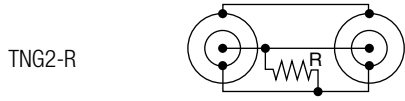
"D" mounting holes see page 54.

TRB Series Pad

TRB 3-Lug Plug and Jack



Part Number Circuitry Schematic



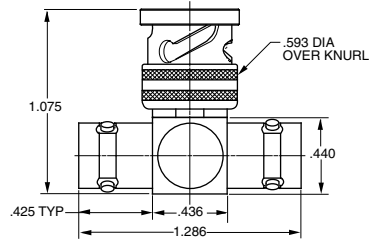
R-Resistance (1/2W 1%)
Substitute resistive value for each "R_n" unless all values are identical.

TRB "T" Adapter

- 3-Lug..... BN73
- 2-Lug..... BN73TL
- 4-Lug..... BN73FL

TRT "T" Adapter

- Threaded..... BN373



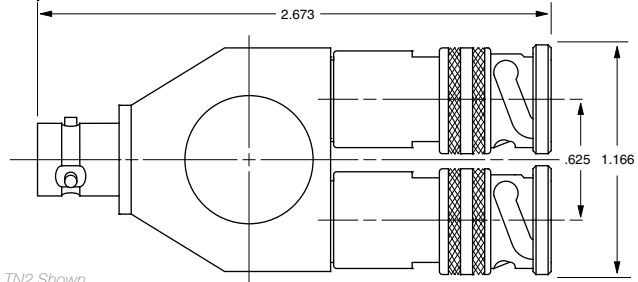
BN73 Shown

Fixed Paralleling Jacks

Fixed Paralleling Jack

Two Plugs, One Jack

- 3-Lug..... TN2
- 2-Lug..... TN2TL
- 4-Lug..... TN2FL
- Threaded..... TN2T

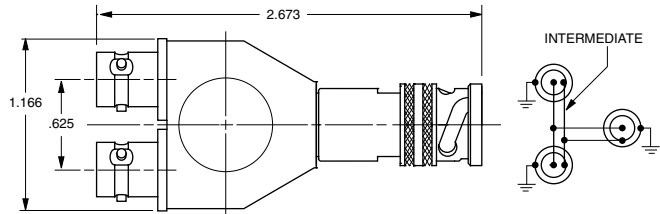


TN2 Shown

Fixed Paralleling Jack

Two Jacks, One Plug

- 3-Lug..... TN2A
- 2-Lug..... TN2TLA
- 4-Lug..... TN2FLA
- Threaded..... TN2TA

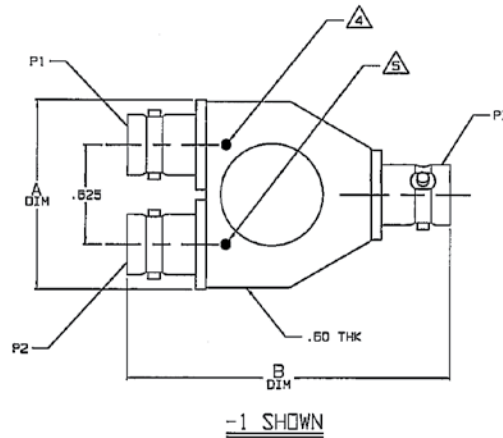


TN2A Shown

* Other options available including Random Paralleling.
Contact customer service for more information.

Triax Parallel Network

305-0138



Twinax/Triax Connectors / RFI Caps & Terminations

Twinax/Triax Terminators and RFI (Dust Caps)

Trompeter provides Terminations and RFI caps versions of many of our twinax/triax connectors. Resistors are normally 1/8 watt for subminiature connectors and 1/2 watt for miniature and standard size connectors, with 1% tolerances for all.



Parts to be capped	Description	Terminator	RFI (Dust Cap)
BJ30/CJ30 Series	TWBNC Jack	TNGT1-(3)-R	RFI25-(3)
BJ70/CJ70 Series	TRB, Jack	TNG1-(3)-R	RFI75-(3)
BJ70FL/CJ70FL	TRB, Jack	TNGFL1-(3)-R	RFI75FL-(3)
BJ70TL/CJ70TL	TRB, Jack	TNGTL1-(3)-R	RFI75TL-(3)
BJ80/CJ80	TRC, Jack	TNGL1-(3)-R	RFI85-(3)
BJ150/CJ150	TRS, Jack	TNGM1-(3)-R	RFI155-(3)
BJ150FL/CJ150FL	TRS, Jack	TNGMFL1-(3)-R	RFI155FL-(3)
BJ375/CJ370	TRT, Jack	TNT1-(3)-R	RFI375-(3)
BJ375/CJ370	TRT, Jack	TNTS1-(3)-R (Safety Holes)	RFI375-(3)
BJ380/CJ380	TRN, Jack	TNTL1-(3)-R	RFI385-(3)
BJ803/CJ803	TRC, 3-lug Jack	TNG3L1-(3)	RFI853-(3)
BJ3150/CJ3150	TTM, Jack	TNTM1-(3)-R	RFI3155-(3)
J72	Twinax Patch Jack	TPT-(3)-R	RFI70-(3)
J72L	Twinax Patch Jack	TPTL-(3)-R	RFI70-(3)
J152	Twinax Submin. Patch Jack	TPTWM-(3)-R	RFI150-(3)
PL30	TWBNC, Plug	TNGBJT1-(3)-R	RFI21-(3)
PL74	TRB, Plug	TNGBJTL1-(3)-R	RFI77TL-(3)
PL75	TRB, Plug	TNGBJ1-(3)-R	RFI77-(3)
PL75FL	TRB, Plug	TNGBJFL1-(3)-R	RFI77FL-(3)
PL80	TRC, Plug	TNGLF1-(3)-R	RFI80-(3)
PL803	TRC, Plug	TNGLF3L1-(3)-R	RFI80(3)
PL380	TRN	TNTLF1-(3)-R	RFI80(3)
PL150	Submin. Patch Plug	TJTWM-(3)-R	-
PL155	TRS, Plug	TNGBJM1-(3)-R (Bulkhead Mount)	RFI157-(3)
PL155	TRS, Plug	TNGMF1-(3)-R	RFI157-(3)
PL155FL	TRS, Plug	TNGBJMFL1-(3) (Bulkhead Mount)	RFI157FL-(3)
PL155FL	TRS, Plug	TNGMFFL1-(3)-R	RFI157FL-(3)
PL3155	TTM, Plug	TNTBJM1-(3)-R (Bulkhead Mount)	RFI3157-(3)
PL3155	TTM, Plug	TNTMF1-(3)-R	RFI3157-(3)
PL350	TCM, Plug		RFI357-(3)
PL375	TRT, Plug	TNTBJ1-(3)-R (Bulkhead Mount)	RFI377-(3)
PL375	TRT, Plug	TNTF1-(3)-R	RFI377-(3)
PL380	TRN, Plug	TNTLF1-(3)-R	RFI380-(3)
PL803	TRC, 3-lug, Plug	TNGLF3L1-(3)-R	RFI803-(3)
For 450/3450 Series:	Concentric Twinax	See pages 22-23	See pages 22-23

Notes: (3) = Chain options, see page 63.
R = Resistance

For Chain Options and Ordering Instructions, see page 57.

Patch Jack

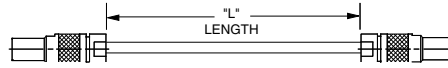
TRB 3-Lug
J72



Patch Cord

Patch Plug to Patch Plug

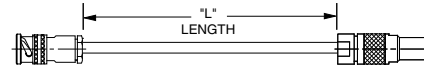
Twinax..... PTW-L-Z
Triax..... PTR-L-Z



Cable Assembly

TRB 3-Lug Plug to Patch Plug

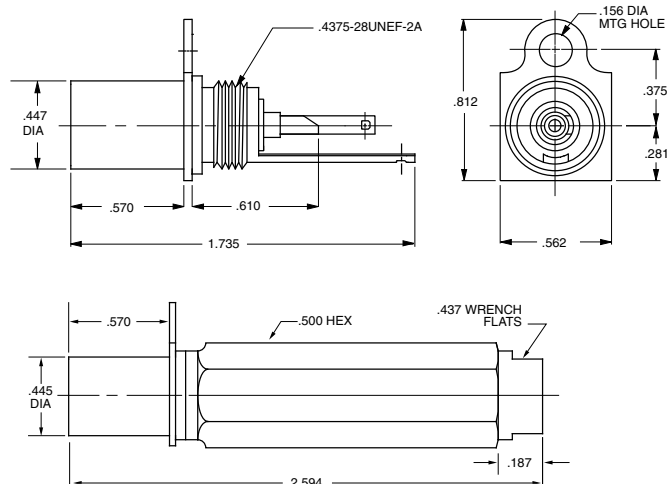
Twinax..... PTWX-L-Z
Triax..... PTRX-L-Z



Patch Jack

Shielded

Without Hood..... J72D
With Hood..... J72S- ⚠

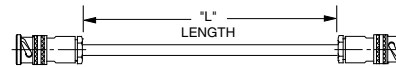


Cable Assembly

TRB 3-Lug Plugs

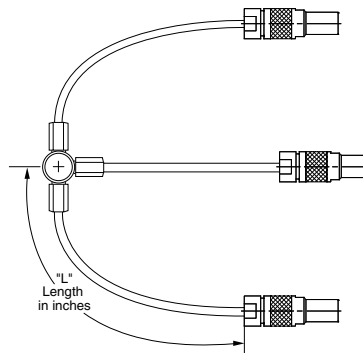
Twinax..... PTWY-L-Z
Triax..... PTRY-L-Z

Bend relief available, call customer service.



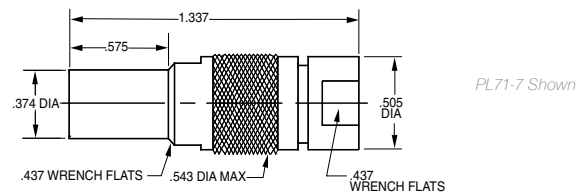
Parallel Patch Cord

Twinax..... PTWS-L-Z
Triax..... PTRS-L-Z



Patch Plug

PL71- ⚠



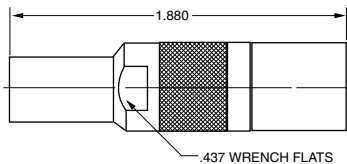
Termination

TPT-1-R

RFI Cap

RFI 70-1

For patch jack, no chain
For other chain options see page 58.



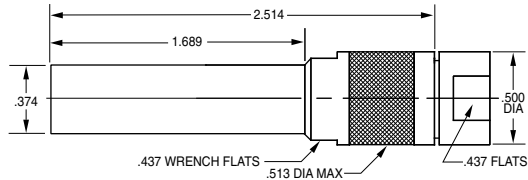
R = Resistance, 50, 75, 78 and 124 ohm standard
L = Length in Inches, 6, 12, 24, 36, 48, 60 standard
Z = Impedance in Ohms, 50, 75, 78 and 124 ohm standard

⚠ Refer to Cable Group Tables, pages 74-91.
Panels are on pages 51-54.

Twinax/Triax Connectors / Miniature Patching

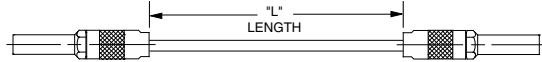
Twinax Patch Plug

PL71L- ⚠



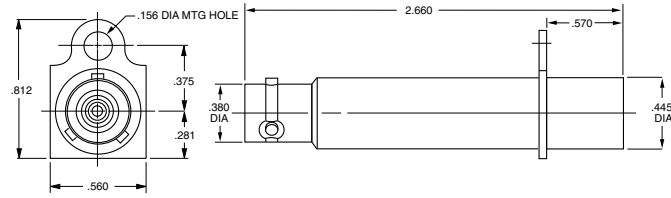
Twinax Patch Cord

Twinax..... PTWYL-L-Z
Triax..... PTRYL-L-Z



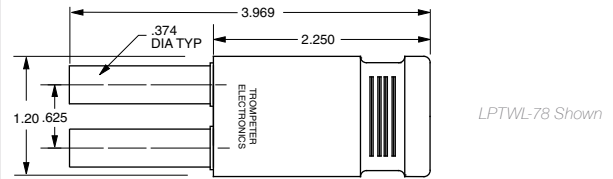
Twinax Patch Jack

TRB 3-Lug
J72L



Looping Plug

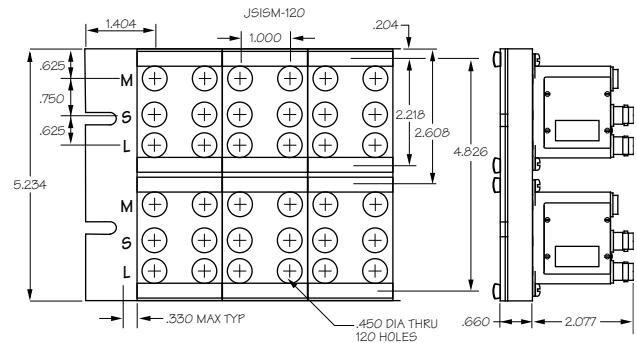
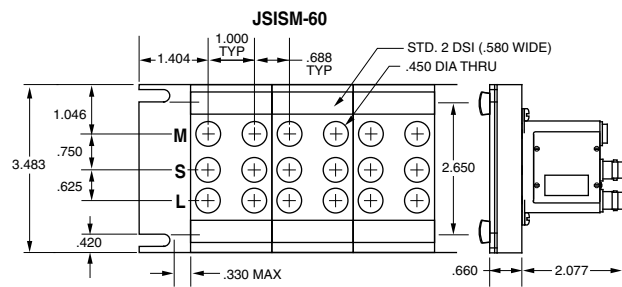
Twinax..... LPTWL-Z
Triax..... LPTRL--Z



Front-loading Modular Panels

For use with J74MST-R Patch Jacks (pg. 13)

Panel Dimensions	Modules/Panels	Jacks/Module	Jacks/Panel	Part Number
19"x3.483"	10	2	20	155-0830-1 (JSISM-60)
19"x2.34"	10	4	40	JSISM-120



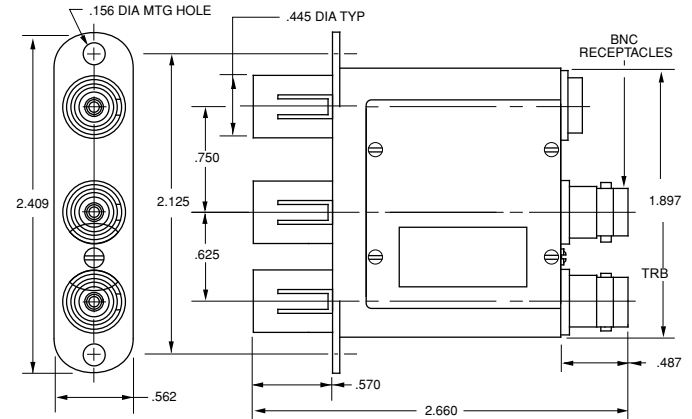
J74 Series



Monitor-Terminated Patch Jack

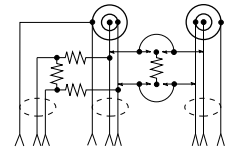
Use with Front Loading Modular Panels, see page 12.

J74MST-R



J74MST-R SCHEMATIC
Monitor-Terminated

Plugging into the source side provides a resistive load to the monitored side. Separate 20 dB isolator jack and TRB input jacks for monitoring of the normal-thru signal.



Trompeter's superior J74 Series of twinax/triax patch jacks provide a normal-thru signal path without the use of looping plugs or patch cords. Same body size as our J24 Series coax dual patch jacks.

It offers a self-wiping, self-normalizing switch with gold plated beryllium copper contacts, which provides positive electrical contact with 30,000 minimum mating cycles.

All metallic parts are machined, formed, or die-casted to extremely close tolerances which provide better intermateability improving EMI/RFI suppression and reduced signal loss. The TRB/TRT patch jack bodies are made of top-quality brass with a bright nickel-plated, non-tarnish finish, which resists tarnishing and the associated reduction of conductivity. Dielectrics are made of machined PTFE for superior dielectric properties and heat resistance. When you want performance and long-life, these patch jacks are what you need.

Normal-Thru Patch Jack

Self-terminating

J74T-R

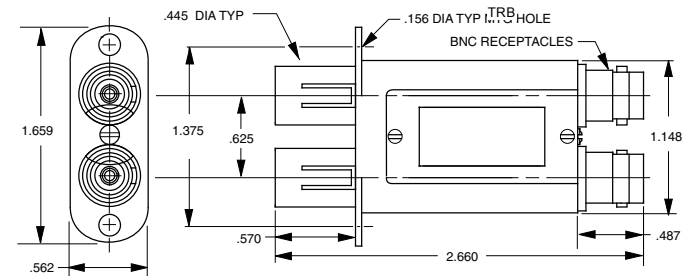
Provides a resistive load to the unused side of the jack. Insertion of a patch plug into the source side automatically terminates the load side. Plugging into the load side automatically terminates the source side.

Dual Patch Jack

Normally-terminated

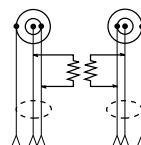
J74-2T-R

Provides a resistive load.



J74T-R
Self-Terminating

Provides a resistive load to the unused side of the jack. Insertion of a patch plug into the source side automatically terminates the load side. Plugging into the load side automatically terminates the source side.



J74-2T-R
Normally-Terminated

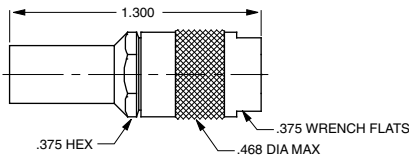
Provides a resistive load.

R-Resistance (1/2W, 1%). For standard panels see page 51.

Twinax/Triax Connectors / Subminiature Patching

Subminiature Patch Plug

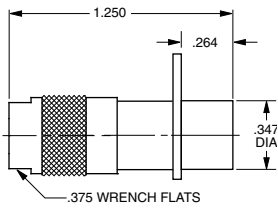
PL150-



Subminiature Patch Jack

Cable Entry Mount on JSIX panels (For panels see pages 51-54)

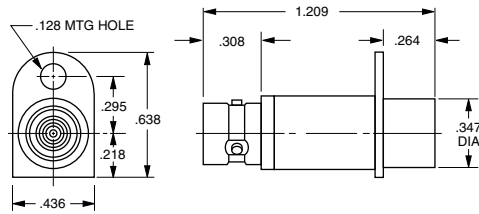
J150-



Subminiature Patch Jack

TRS 3-lug

J152

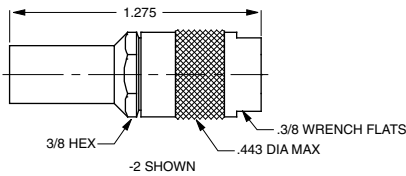


J152 Shown

RFI Cap

For subminiature patch jack, no chain.

RFI 150-1

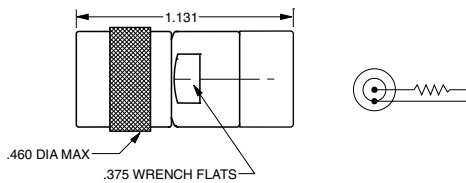


For other chain options see page XX.

Termination

For TRS* 3-lug jack, no chain.

TNGM1-1-R

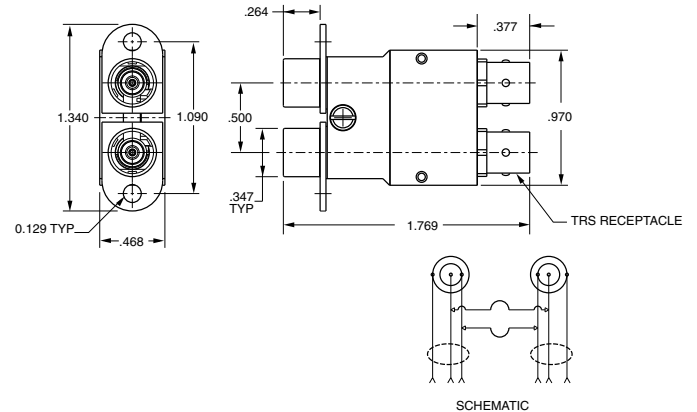


For other chain options see page 63.
*4-lug/threaded versions available

Subminiature Normal Through Twinax/Triax Patch Jack

Smallest twinax/triax patch jack

J158

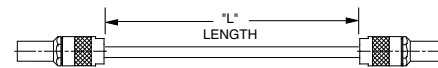


Patch Cord

Subminiature patch plug to subminiature patch plug

Triax 50Ω, 75Ω..... PTRM-L-Z

Twinax 75Ω, 124Ω..... PTWM-L-Z

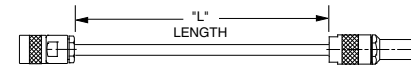


Cable Assembly

Subminiature patch plug to TRS 3-lug plug, 4-lug/threaded versions available

Triax 50Ω, 75Ω..... PTRMX-L-Z

Twinax 75Ω, 124Ω..... PTWMX-L-Z



Cable Assembly

TRS* 3-lug plug to TRS* 3-lug plug, 4-lug/threaded versions available

Triax 50Ω, 75Ω..... PTRMY-L-Z

Twinax 75Ω, 124Ω..... PTWMY-L-Z

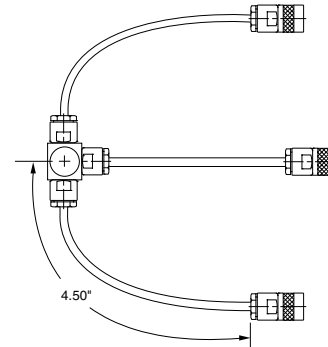


Cable Assembly

Metal junction, random paralleling

TRS* 3-lug plugs, 4-lug/threaded versions available

Twinax 78Ω, 124Ω, Triax 50Ω, 75Ω..... TNM3-Z



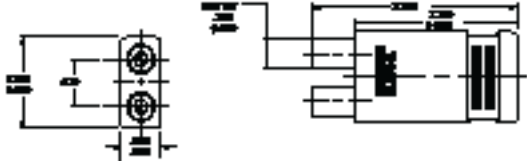
Refer to Cable Group Tables, pages 74-91.

For JSIX subminiature insulated panels see page 53. Other Terminations and RFI Caps, see page 57.

Standard Looping Plug

LPTW & LPTR Series

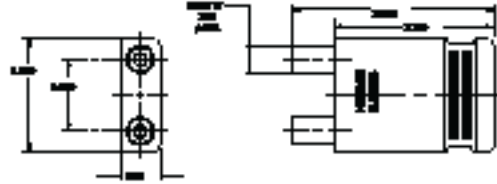
Dash #	Model No	Color	Cable Type	Impd Ω
-1	LPTW-78	Blue	Twinax	78
-2	LPTW-124			124
-3	LPTR-50	Yellow	Triax	50
-4	LPTR-75			75



Standard Looping Plug

LPLTW & LPLTR Series

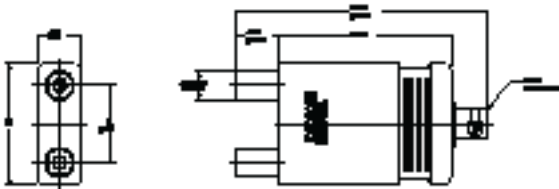
Dash #	Model No	Color	Cable Type	Impd Ω
-1	LPLTW-78	Blue	Twinax	78
-3	LPLTW-124			124
-4	LPLTR-50	Yellow	Triax	50
-5	LPLTR-75			75



Standard Looping Plug with TRB Test

LPTWA, LPLTWA, LPTRA, & LPLTRA Series

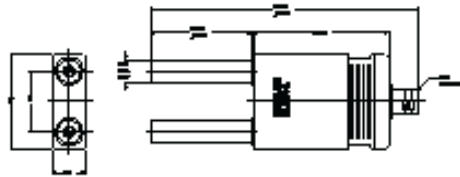
Dash #	Model No	Color	Type	Impd Ω	DIM A	DIM B
-1	LPTWA-78	Blue	Twinax	78	.625	1.20
-2	LPLTWA-78				1.000	1.57
-3	LPTWA-124				.625	1.20
-4	LPLTWA-124				1.000	1.57
-5	LPTRA-50	Yellow	Triax	50	.625	1.20
-6	LPLTRA-50				1.000	1.57
-7	LPTRA-75				.625	1.20
-8	LPLTRA-75				1.000	1.57



Standard Looping Plug

LPTWAL, LPLTWAL, LPTRAL, & LPLTRAL Series

Dash #	Model No	Color	Type	Impd Ω	DIM A	DIM B
-1	LPTWAL-78	Blue	Twinax	78	.625	1.20
-2	LPLTWAL-78				1.000	1.57
-3	LPTWAL-124				.625	1.20
-4	LPLTWAL-124				1.000	1.57
-5	LPTRAL-50	Yellow	Triax	50	.625	1.20
-6	LPLTRAL-50				1.000	1.57
-7	LPTRAL-75				.625	1.20
-8	LPLTRAL-75				1.000	1.57



Standard Looping Plug with Two Tip Test Points

LPTW2TPL Series

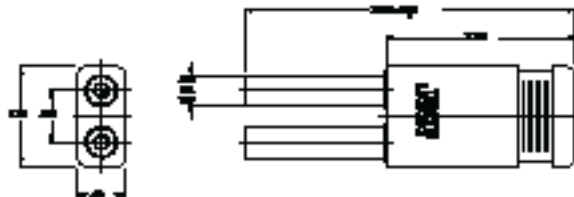
Dash #	Model No	Impd Ω	Color
-1	LPTW2TPL-78	78	Blue
-2	LPTW2TPL-124	124	Blue



Standard Looping Plug

LPTWL & LPTRL Series

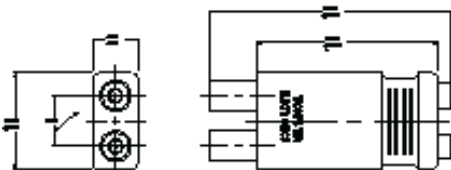
Dash #	Model No	Color	Type	Impd Ω
-1	LPTWL-78	Blue	Twinax	78
-2	LPTWL-124			124
-3	LPTRL-50	Yellow	Triax	50
-4	LPTRL-75			75



Standard Looping Plug with Two Tip Test Points

LPTW2TP Series

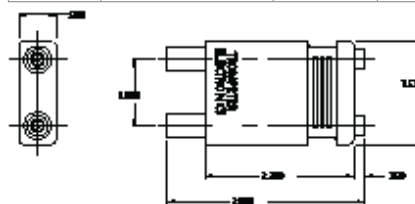
Dash #	Model No	Impd Ω	Color
-1	LPTW2TP-78	78	Blue
-2	LPTW2TP-124	124	Blue



Standard Looping Plug

LPLTW2TP Series

Dash #	Model No	Impd Ω	Color
-1	LPLTW2TP-78	78	Blue
-2	LPLTW2TP-124	124	Blue



Twinax/Triax Connectors / Hermetically Sealed Connectors

Concentric Twinax/Triax

Hermetic seals prevent leakage through the bulkhead from inside of the connector. Trompeter's miniature size hermetically sealed connectors include the feed-through BJ78HS, the front mounted BJ77HS, the rear mounted BJ79HS and BJ379HS. In the subminiature size we offer the front mounted BJ157HS and BJ157FLHS (four lug version). The BJ3150HS and BJ3150SHS offer a threaded rear mount version with a safety wire option. These connectors have leakage rates of 1x10-8 atm cc/second. The 150 Series have leakage rates of 1x10-6 atm cc/second.

These connectors meet MIL-C-49142 specifications. Standard non-hermetic

Features

- Standard TRB/MIL-C-49142
- Glass to Metal Seals
- Sustains Extreme Temperature R:
- Stainless Steel or Nickel Plated B
- Gold Plated Contacts



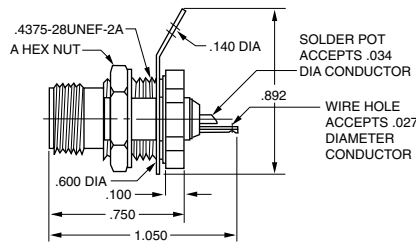
Benefits

- Mechanical and Environmentally Reliable Method
- Wide Range of Application Usage
- More Cost Effective than Stainless Steel
- Reliable Connections

Hermetically Sealed Bulkhead Jack

Subminiature Twinax/Triax

Rear Mount (A=.500)..... BJ3150HS
Solder Pot Bulkhead (A=.562)..... BJ3150SHS

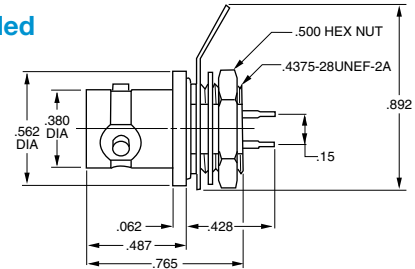


Mounting Hole: D4.200

Hermetically Sealed Bulkhead Jack

Front Mount
BJ77HS

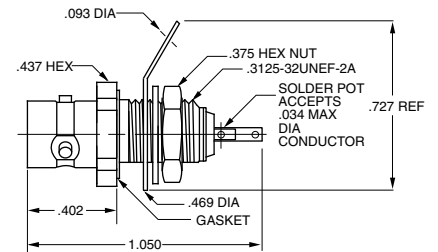
Mounting Hole: D4.125



Hermetically Sealed Bulkhead Jack

3-lug..... BJ157HS
4-lug..... BJ157FLHS

Mounting Hole: D6.187



Hermetically Sealed Miniature Twinax/Triax

Feed-thru Bulkhead Mount
BJ78HS, BJ378HS

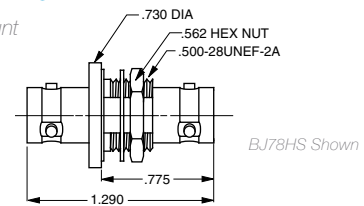
(Threaded Version Not Shown)

Mounting Hole: D3.187

Insulated Version
BJ73HS

(Not Shown)

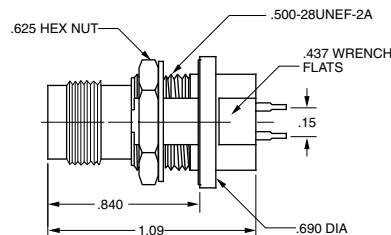
Mounting Hole: D2.187



Hermetically Sealed Bulkhead Jack

Miniature Twinax/Triax TRT/Threaded

BJ376HS

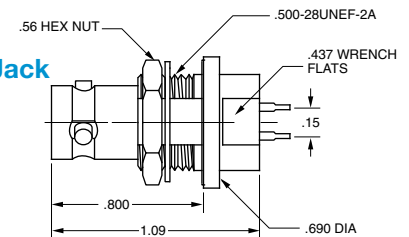


Mounting Hole: D3.160

Hermetically Sealed Miniature Twinax/Triax Rear Mount Bulkhead Jack

Rear Mount, Bulkhead Mount
BJ79HS

Mounting Hole: D3.160



"D" mounting holes see page 54.

Note: Only a select few of our hermetically sealed connectors are shown here. Contact customer service for more information.

150 Series Miniature 2, 3, 4-lug, & Push-on (TRS)

3150 Series Miniature Threaded (TTM)

150/3150 Series are concentric twinax/triax connectors for high density and weight reduction applications. They are commonly used in digital data bus, video pair, MIL-STD-1553B (primary/redundant), baseband circuit and in any application for "noise-free guarded" circuits. TRS/TTM push-on connectors are designed for blind mate rack and panel applications. The male plug mates with any TRS/TTM jack and are ideally suited for test cable applications.

Features

- Same size as TPS/TCM connectors
- Solderable Wrench Crimp versions for cables with up to .215" outer diameter
- Tool Crimp versions for quick termination of cables with up to .250" outer diameter
- 3-lug, 4-lug, and threaded versions provide different levels of mechanical stability and keying
- Does not require mechanical alignment for mating
- Meets MIL-C-49142, 48-hour salt spray requirement
- Special plating available to satisfy MIL-STD-1344 500-hour salt spray requirement
- Push-on versions for test cable applications
- Fewer pieces to assemble
- Hermetically sealed versions available (see page 16)



Mating Twinax Size 8 Contacts

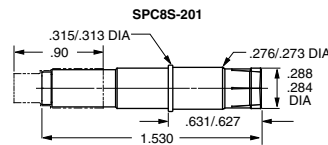
for Digital Data Bus Multi-pin Connectors

Socket..... SPC8S-201
Pin..... SPC8P-201

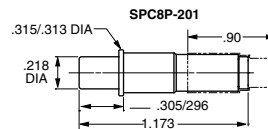
This pair of **scoop-proof** concentric contacts fits the Size 8 cavity of MIL-C-38999 series 1, 3, & 4 and MIL-STD-1760 "External Stores" type connectors.

Features

- Fits MIL-C-17/176-00002 and other twinax/triax cables
- Heat treated **beryllium copper** spring members
- Gold plated, Full Crimp contacts



SPC8S-201 Shown



SPC8P-201 Shown



Twinax/Triax Connectors / Subminiature Jacks & Plugs

150/3150 Series TRS/TTM

Sub-miniature Jacks & Plugs

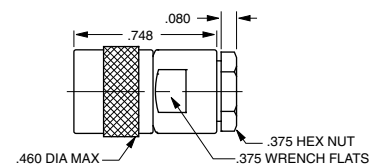
Sub-miniature concentric twinax/triax connectors increase packing density up to 246%. They are designed for high density applications where digital, video pair or baseband noise-free guarded circuits are required. The 3-lug, 4-lug, and threaded versions improve mechanical stability and provide "error-free" redundant data bus capabilities. The wrench crimp version accommodates cables with other jacket diameters up to .215" and the tool crimp versions up to .250".



Cable Plug

Wrench Crimp

3-Lug.....	PL155-	⚠
4-Lug.....	PL155FL-	⚠
Threaded.....	PL3155-	⚠

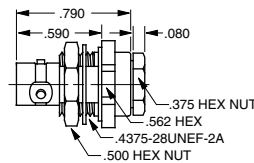


PL155-29 Shown

Bulkhead Jack

Rear Mount, Wrench Crimp

3-Lug.....	BJ159-	⚠
4-Lug.....	BJ159FL-	⚠
Threaded.....	BJ3159-	⚠

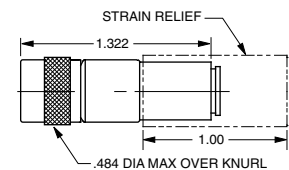


BJ159-29 Shown
Mounting Hole: D4.125

Cable Plug

Tool Crimp

3-Lug.....	PL155AC-	⚠
4-Lug.....	PL155ACFL-	⚠
Threaded.....	PL3155AC-	⚠

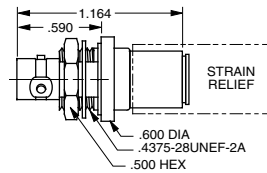


PL155AC-207 Shown

Bulkhead Jack

Rear Mount, Tool Crimp

3-Lug.....	BJ159AC-	⚠
4-Lug.....	BJ159ACFL-	⚠
Threaded.....	BJ3159AC-	⚠

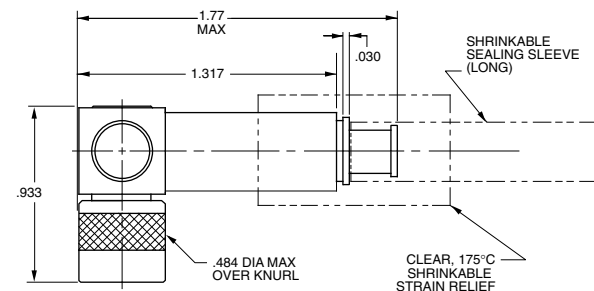


BJ159AC Shown
Mounting Hole: D4.125

Right Angle Cable Plug

Tool Crimp

3-Lug.....	PLR155AC-	⚠
4-Lug.....	PLR155ACFL-	⚠
Threaded.....	PLR33155AC-	⚠

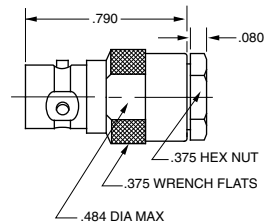


PLR33155AC-201 Shown

Cable Jack

Wrench Crimp

3-Lug.....	CJ150-	⚠
4-Lug.....	CJ150FL-	⚠
Threaded.....	CJ3150-	⚠

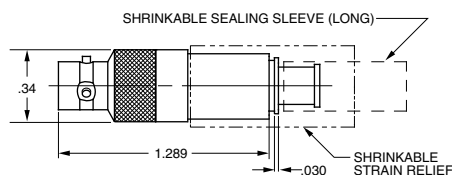


CJ150-29 Shown

Cable Jack

Tool Crimp

3-Lug.....	CJ150AC-	⚠
4-Lug.....	CJ150ACFL-	⚠
Threaded.....	CJ3150AC-	⚠



CJ150AC-207 Shown

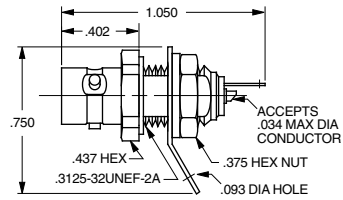
⚠ Refer to Cable Group Tables, pages 74-91.

"D" mounting holes see page 54.

Front Mount Bulkhead Jack

Rear Mount, Solder Pot

- 3-Lug..... BJ157
- 4-Lug..... BJ157FL
- Threaded..... BJ3157

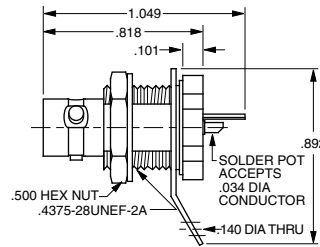


BJ157 Shown
(Hermetically sealed version available, pg.16)
Mounting Hole: D6.187

Bulkhead Jack

Rear Mount, Solder Pot

- 3-Lug..... BJ150
- 4-Lug..... BJ150FL
- Threaded..... BJ3150



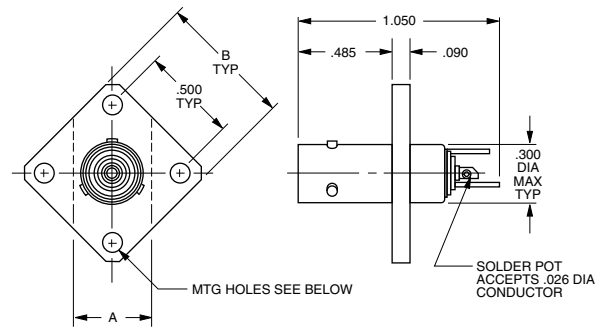
BJ150 Shown
Mounting Hole: D4.250

Bulkhead Jacks

Flange Mount, Solder Pot

- 3-Lug..... BJ157F
- 4-Lug..... BJ157FFL
- Threaded..... BJ3157F

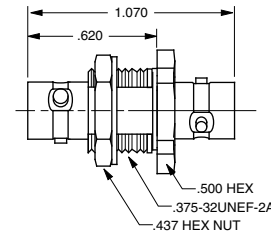
Hole Configuration	# of Holes/Type-Dimension	
A Dim= .425	2/Clear - .103" Diameter	-2C(S)
	2/Threaded - .099-56UNF-UB	-2T(S)
B Dim= .687	4/Clear - .103" Diameter	-4C(S)
	4/Threaded - .099-56UNF-UB	-4T(S)



BJ157F Shown
(S) = Comes with Stainless Steel Phillips #3-56 Pan Head Screws
Maximum Panel Thickness .187

Feed-Through Jack

- 3-Lug..... BJ158
- 4-Lug..... BJ158FL
- Threaded..... BJ3158

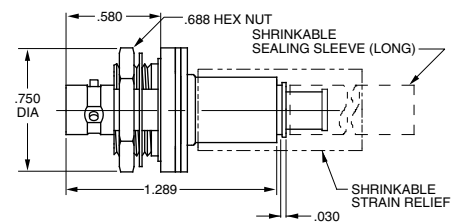


BJ158 Shown
Mounting Hole: D5.190/D4.190 (Threaded)

Insulated Bulkhead Jack

Rear Mount, Tool Crimp

- 3-Lug..... BJ154AC-
- 4-Lug..... BJ154ACFL-
- Threaded..... BJ3154AC-



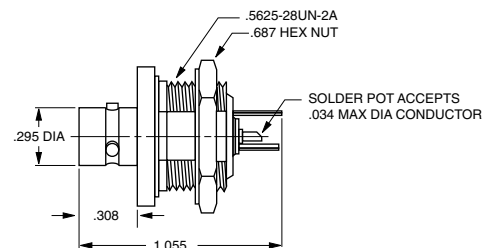
BJ154AC Shown
Mounting Hole: D9.116

Insulated Bulkhead Jack

Front Mount, Solder Pot

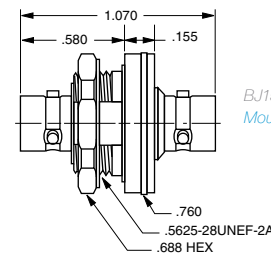
- 3-Lug..... BJ152
- 4-Lug..... BJ152FL
- Threaded..... BJ3152

BJ152 Shown
Mounting Hole: D9.208



Insulated Feed-Through Jack

- 3-Lug..... BJ153
- 4-Lug..... BJ153FL
- Threaded..... BJ3153



BJ153 Shown
Mounting Hole: D9.116

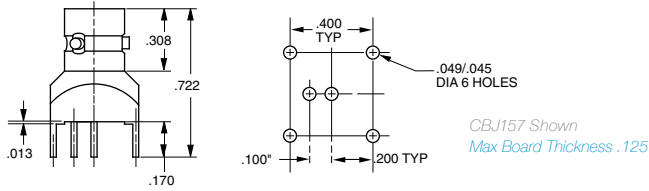
Refer to Cable Group Tables, pages 74-91.
"D" mounting holes see page 54.

Twinax/Triax Connectors / Subminiature

150/3150 Series

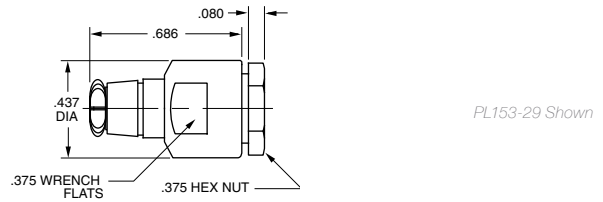
Circuit Board Jack

- 3-Lug..... CBJ157
- 4-Lug..... CBJ157FL
- Threaded..... CBJ3157



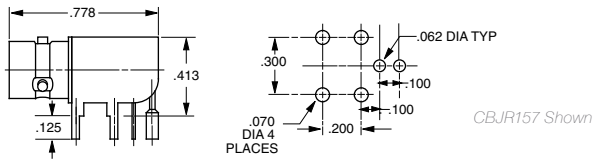
Push-on Cable Plug

- Wrench Crimp
- PL153-



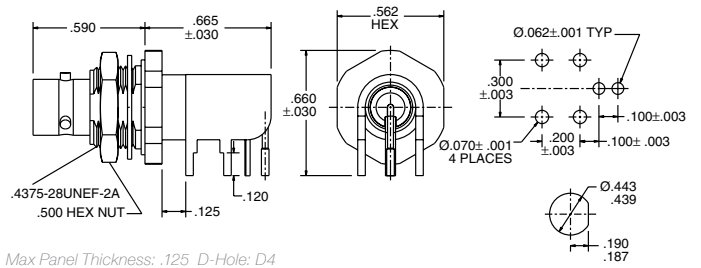
Right Angle Circuit Board Jack

- 3-Lug..... CBJR157
- 4-Lug..... CBJR157FL
- Threaded..... CBJR3157



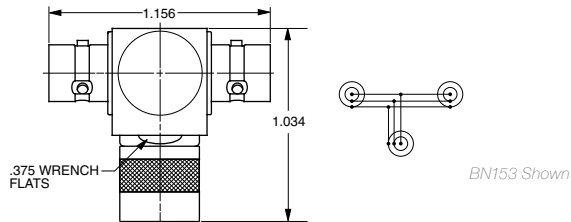
Twinax/Triax TRS Subminiature

- Right Angle Bulkhead Rear Mount 3-Lug
- CBBJR159



"T" Adapter

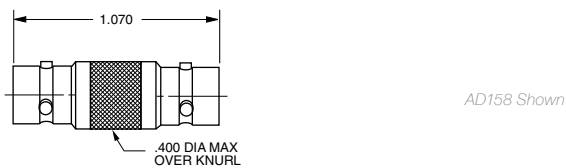
- 3-Lug..... BN153
- 4-Lug..... BN153FL
- Threaded..... BN3153



TRS/TTM Coupling Adapter

Barrel Connector

- 3-Lug..... AD158
- 4-Lug..... AD158FL
- Threaded..... AD3158



Refer to Cable Group Tables, pages 74-91.
 "D" mounting holes see page 54.

450 Series Subminiature Twinax 3-lug & 4-lug

3450 Series Subminiature Twinax Threaded

Concentric connectors designed for MIL-STD-1553B airborne digital databus weight reduction applications.

Features

- 3-lug, 4-lug & threaded versions
- Field installation full crimp design. No soldering required
- Fully inspectable assembly process (no blind or questionable solder connections)
- Total of ten polarized & keyed combinations
- Three different keyings for 3-lug versions
- Two interchangeable pin & socket arrangements
- Fewer pieces to assemble
- Meets MIL-C-49142, 48-hour salt spray requirement
- Standard plating to satisfy MIL-STD-1344, 500-hour salt-spray requirement
- Weatherproof designs utilize sealing gaskets and heat shrink tubing
- Fits MIL-C-17/176-00002 & other twinax/triax cables
- Compatible with Raychem designs utilizing military crimp style connectors



80 Series Standard 2-lug & 3-lug (TRC)

380 Series Standard Threaded (TRN)

Used in digital data bus, video pair, MIL-STD-1553B (primary/redundant data bus), MIL-STD-1397 (shipboard data bus), baseband circuit and any application for noise-free guarded circuits.

Features

- Standard "C" sized concentric connectors
- Used with larger twinax/triax cables with outer diameters of .250"-.615"
- Does not require mechanical alignment for mating



30 Series Miniature 2-Pin Polarized, 2-lug (TWBNC)

Used in digital data bus, video pair, MIL-STD 1553B (airborne/ground primary/redundant), baseband circuit and any application for "noise-free guarded" circuits. They are not recommended for new designs. MIL-STD-1553B permits designer discretion for use of concentric designs in lieu of the two-pin connector.

Features

- Same size as BNC/TNC connectors
- Fully enclosed beryllium copper spring fingers
- Stepped Dielectric

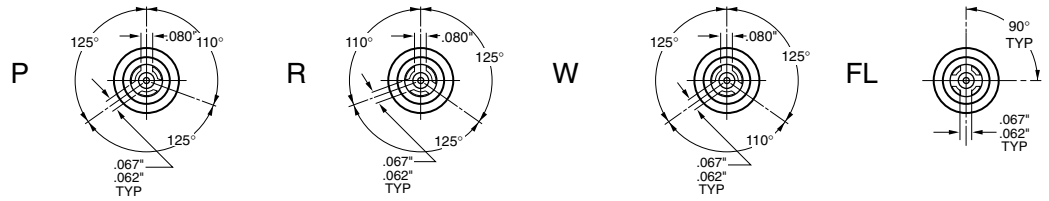


Twinax/Triax Connectors / Concentric Twinax

450 Series

Concentric Twinax 450 Series

3-lug & 4-lug Keyings



The 450 Series was designed for airborne digital data bus applications utilizing the MIL-STD-1553B data bus. The 450 Series will fit most twinax cables. Connectors are available in five

different coupling configurations which include 3-lug versions with three (3) separate keyings, a 4-lug, and a threaded version with safety wire holes.

*Diagrams shown above are for plugs.
Refer to page 23 for photo of intermediate contacts.*

Bulkhead Jack

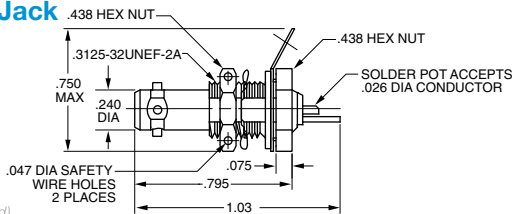
Rear mount,
Solder pot

Mounting

Holes:

DD8.130

DD8.125 (Threaded)



Coupling Type	Key Code	Intermediate Contact Pin	Socket
3-lug	P	BJ450PP	BJ450PS
3-lug	R	BJ450RP	BJ450RS
3-lug	W	BJ450WP	BJ450WS
4-lug	FL	BJ450FLP	BJ450FLS
Threaded	-	BJ3450P	BJ3450S

Bulkhead Jack

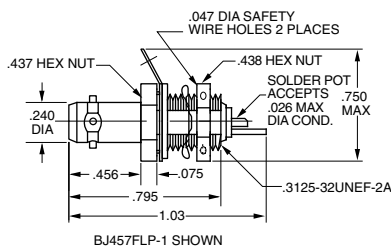
Front mount,
Solder pot

Mounting

Holes:

DD8.250

DD8.125 (Threaded)



Coupling Type	Key Code	Intermediate Contact Pin	Socket
3-lug	P	BJ457PP	BJ457PS
3-lug	R	BJ457RP	BJ457RS
3-lug	W	BJ457WP	BJ457WS
4-lug	FL	BJ457FLP	BJ457FLS
Threaded	-	BJ3457P	BJ3457S

Right Angle Cable Plug

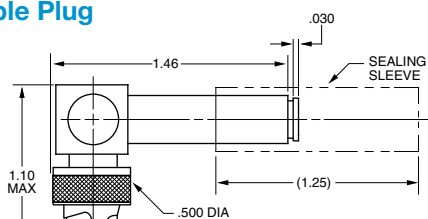
All Crimp

Mounting

Holes:

DD8.130

DD8.125 (Threaded)



Coupling Type	Key Code	Intermediate Contact Pin	Socket
3-lug	P	PLR455ACPP-	△ PLR455ACPS- △
3-lug	R	PLR455ACRP-	△ PLR455ACRS- △
3-lug	W	PLR455ACWP-	△ PLR455ACWS- △
4-lug	FL	PLR455ACFLP-	△ PLR455ACFLS- △
Threaded	-	PLR3455ACP-	△ PLR3455ACS- △

RFI Jack Caps & Bulkhead Jack Terminations

For use with 450 Series Plugs


Rear Mount

Coupling Type	RFI Caps	Intermediate Contact Pin	Socket
3-lug	RFI457- △	TBJ451P-R △	TBJ451S-R △
3-lug	RFI457- △	TBJ451P-R △	TBJ451S-R △
3-lug	RFI457- △	TBJ451P-R △	TBJ451S-R △
4-lug	RFI457FL- △	TBJ451FLP-R △	TBJ451FLS-R △
Threaded	RFI3457- △	TBJ3451P-R △	TBJ3451S-R △

△ Refer to Cable Group Tables, pages 74-91.

△ Chain options see page 57. "D" mounting holes see page 54.

450 Series Intermediate Contact Assemblies



Pin/Socket PS450AC- ⚠

Socket/Pin SP450AC- ⚠

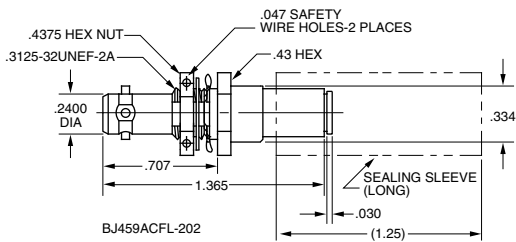
The 450 Series includes cable jacks and plugs with interchangeable contact assemblies. The contact and body assemblies may be ordered separately (see the facing page). Cable connectors accept cables with a maximum outer diameter of .180" and conductors to .025".

more information. Compatible with Raychem DK-621 Series. [Refer to page 22 for Keyings.](#)

Contact customer service for exact specifications. For Trompetter connectors which meet outgassing requirements, contact our technical support staff for

Bulkhead Cable Jack

Rear mount, All Crimp

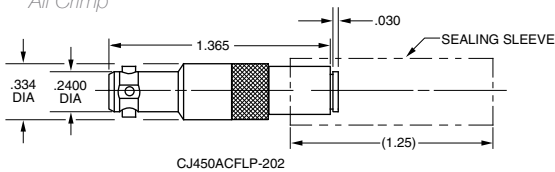


Mounting Holes: DD8.156, DD8.125 (Threaded)

Coupling Type	Key Code	Body Assembly Only	Assembly Intermediate Contact Pin	Socket
3-lug	P	BJ459ACP- ⚠	BJ459ACPP- ⚠	BJ459ACPS- ⚠
3-lug	R	BJ459ACR- ⚠	BJ459ACRP- ⚠	BJ459ACRS- ⚠
3-lug	W	BJ459ACW- ⚠	BJ459ACWP- ⚠	BJ459ACWS- ⚠
4-lug	FL	BJ459ACFL- ⚠	BJ459ACFLP- ⚠	BJ459ACFLS- ⚠
Threaded	-	BJ3459AC- ⚠	BJ3459ACP- ⚠	BJ3459ACS- ⚠

Cable Jack

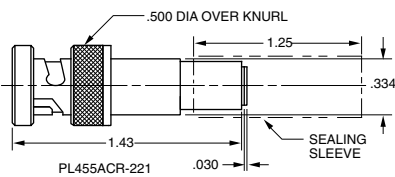
All Crimp



Coupling Type	Key Code	Body Assembly Only	Assembly Intermediate Contact Pin	Socket
3-lug	P	CJ450ACP- ⚠	CJ450ACPP- ⚠	CJ450ACPS- ⚠
3-lug	R	CJ450ACR- ⚠	CJ450ACRP- ⚠	CJ450ACRS- ⚠
3-lug	W	CJ450ACW- ⚠	CJ450ACWP- ⚠	CJ450ACWS- ⚠
4-lug	FL	CJ450ACFL- ⚠	CJ450ACFLP- ⚠	CJ450ACFLS- ⚠
Threaded	-	CJ3450AC- ⚠	CJ3450ACP- ⚠	CJ3450ACS- ⚠

Cable Plug

All Crimp



Coupling Type	Key Code	Body Assembly Only	Assembly Intermediate Contact Pin	Socket
3-lug	P	PL455ACP- ⚠	PL455ACPP- ⚠	PL455ACPS- ⚠
3-lug	R	PL455ACR- ⚠	PL455ACRP- ⚠	PL455ACRS- ⚠
3-lug	W	PL455ACW- ⚠	PL455ACWP- ⚠	PL455ACWS- ⚠
4-lug	FL	PL455ACFL- ⚠	PL455ACFLP- ⚠	PL455ACFLS- ⚠
Threaded	-	PL3455AC- ⚠	PL3455ACP- ⚠	PL3455ACS- ⚠

RFI Plug Caps & Terminations

Plugs for use with 450 Series Jacks

Coupling Type	RFI Caps	Intermediate Contact Pin to mate with Sockets	Sockets to mate with Pins
3-lug	RFI455- ⚠	TNG451P-R ⚠	TNG451S-R ⚠
3-lug	RFI455- ⚠	TNG451P-R ⚠	TNG451S-R ⚠
3-lug	RFI455- ⚠	TNG451P-R ⚠	TNG451S-R ⚠
4-lug	RFI455FL- ⚠	TNG451FLP-R ⚠	TNG451FLS-R ⚠
Threaded	RFI3455- ⚠	TNG3451P-R ⚠	TNG3451S-R ⚠

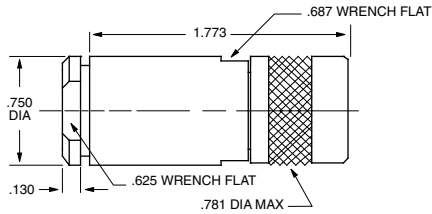
⚠ Chain options see page 57. "D" mounting holes see page 54.

Twinax/Triax Connectors / Standard Threaded

80/380 Series, TRC/TRN

Cable Plug

2-lug.....	PL80-	
3-lug.....	PL803-	
Threaded.....	PL380-	

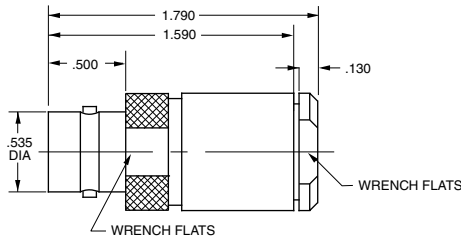


PL80 Shown
Larger bodies available to accommodate cable sizes, contact customer service.

Cable Jack

Wrench Crimp

2-lug.....	CJ80-	
3-lug.....	CJ803-	
Threaded.....	CJ380-	



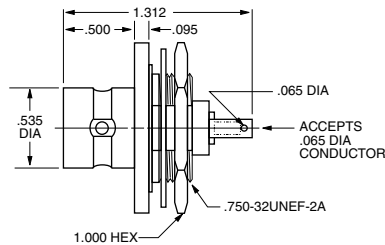
CJ80 Shown

Bulkhead Jack

Solder Pot

2-lug.....	BJ80
3-lug.....	BJ803
Threaded.....	BJ380

BJ80 Shown
Mounting Hole: D1.156



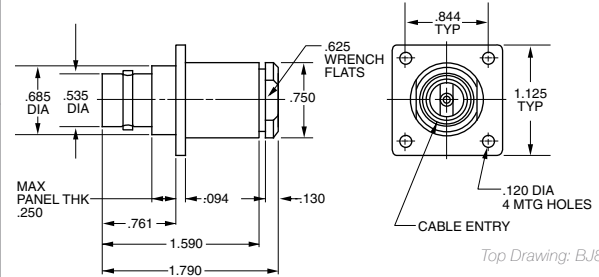
Bulkhead Cable Jacks

Wrench Crimp, Flange Mount

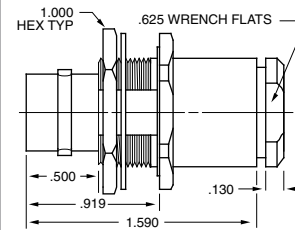
2-lug.....	BJ89F-	
3-lug.....	BJ893F-	
Threaded.....	BJ389F-	

Wrench Crimp, D Hole Mount

2-lug.....	BJ89-	
3-lug.....	BJ893-	
Threaded.....	BJ389-	



Top Drawing: BJ89F Shown

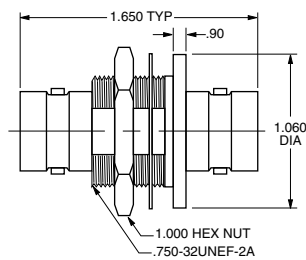


Bottom Drawing: BJ89 Shown
Mounting Holes: DD6.250 / D11.250 - Cable Groups: -14A, -16, -61, -62

Feed-thru Jack

2-lug.....	BJ88
3-lug.....	BJ883
Threaded.....	BJ388

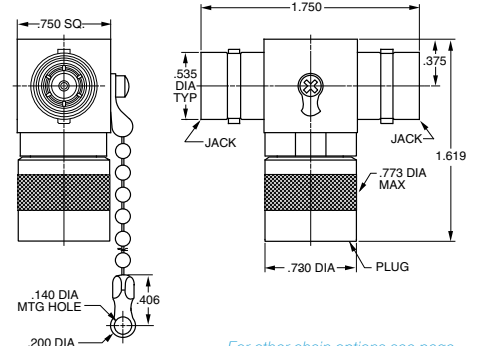
BJ88 Shown
Mounting Hole: D1.343



TRC "T" Adapter

2-lug.....	BN83-1
3-lug.....	BN833-1
Threaded...	BN383-1

BN83-1 Shown




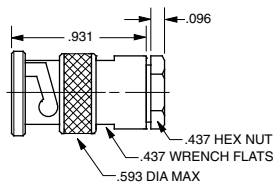
For other chain options see page 63.

Mil-C-3655 Interface

Cable Plug

Wrench Crimp, Two-pin Polarized

2-lug..... PL30- 

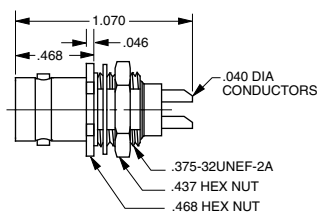


PL30 Shown

Bulkhead Jack

Front Mount, Solder Pot, Two-pin Polarized

2-lug..... BJ30

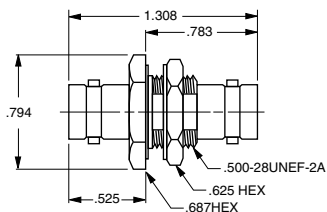


BJ30 Shown
Mounting Hole: D5.130

Feed-Through Jack

Two-pin Polarized

2-lug..... BJ38

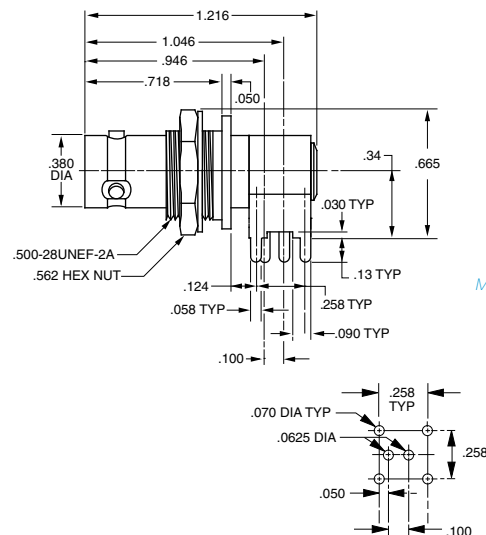


BJ38 Shown
Mounting Hole: D3.160

Circuit Board Bulkhead Jack

Right Angle-Two-pin Polarized Twinax (TWBNC)

CBBJR39A



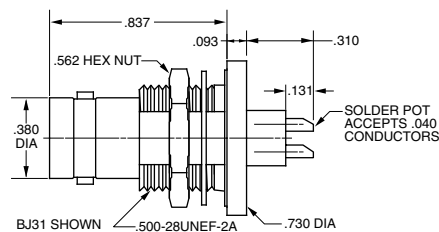
Mounting Hole: D3.125

Bulkhead Jack

Rear Mount, Solder Pot

Two-pin Polarized

2-lug..... BJ31




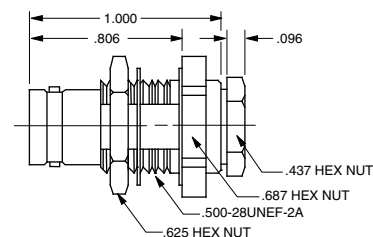
BJ31 Shown
Mounting Hole: D3.280

Bulkhead Cable Jack

Rear Mount, Wrench Crimp

Two-pin Polarized

2-lug..... BJ39- 



BJ39 Shown
Mounting Hole: D3.218

 Refer to Cable Group Tables, pages 74-91.

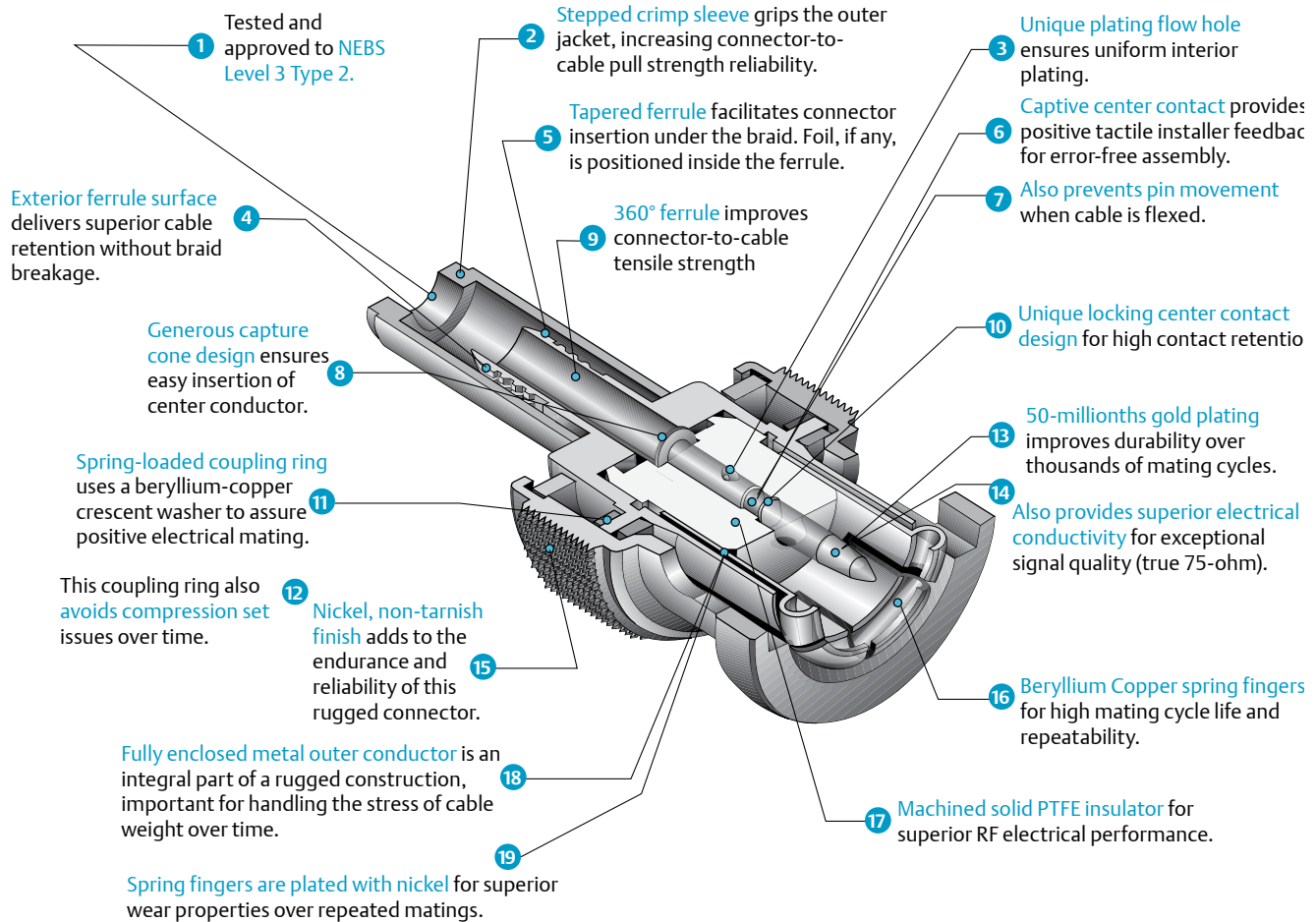
"D" mounting holes are on page 54. Note: Only 30 Series have two-pin polarizations.

Note: These connectors are still available, although we recommend using concentric (70 series) twinax for all new applications.

Coax Connectors / BNC Coax Connector Introduction

Trompeter's BNC Coax Tool Crimp Connector


19 reasons why our BNC connectors outperform the competition every time!



BNC Coax Wrench Crimp Connector

Wrench Crimp Features

- 3-piece construction
- Captive center contact pin in cone assembly
- Spring-loaded coupling ring using a beryllium-copper crescent washer
- Freely rotating captured insert inside the clamp-nut assembly
- Stepped captured insert inside the clamp-nut assembly
- 360° metal-to-metal, sandwich braid capture of the outer-braid-to-cone assembly. (No insulation between the clamping surfaces)
- Machined barb on the end of the cone assembly



SureNotch™ BNC

The **UPL220 Series** and the **UPL250 Series** feature **SureNotch™**, Trompeter's innovative solution for incomplete connector mating. **SureNotch™** provides immediate and reliable visual confirmation of secure mating. The **UPL250 Series Mini-BNC Series** allow higher interconnect density, enabling 40% more interconnects in the same area, with all the positive characteristics of the full size BNC.

- Telco BNC
- SureNotch™ BNC provides visual indicator that every BNC is locked onto the mating jack
- Black spring water highlights the notch
- Standard feature on all Trompeter Telco 75 Ohm BNC's

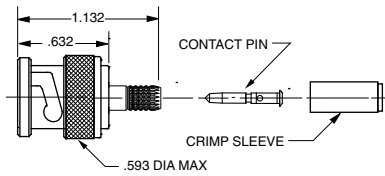


Hermetically Sealed Coax Connectors available, contact customer service.

Cable Plug

Tool Crimp

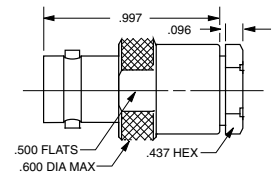
- 50Ω..... PL220- ⚠
- 75Ω..... UPL220- ⚠



Cable Jack

Wrench Crimp

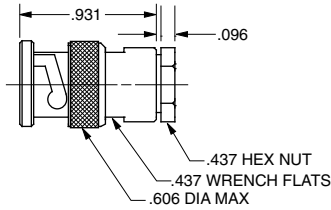
- 50Ω..... CJ20- ⚠
- 75Ω..... UCJ20- ⚠



Cable Plug

Wrench Crimp

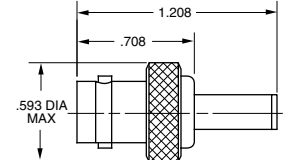
- 50Ω..... PL20- ⚠
- 75Ω..... UPL20- ⚠



Cable Jack

Tool Crimp

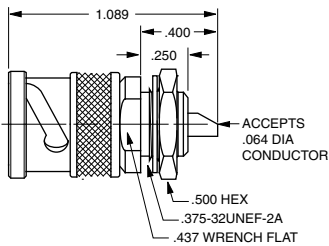
- 50Ω..... CJ220- ⚠
- 75Ω..... UCJ220- ⚠



Bulkhead Plug

Front Mount, Solder Pot

- 50Ω..... PL21
- 75Ω..... UPL21

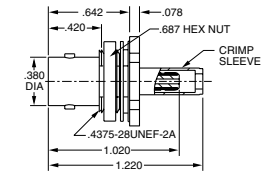


Mounting Hole: C2.085

Bulkhead Cable Jack

Rear Tool Crimp

- 50Ω..... BJ220- ⚠
- 75Ω..... UBJ220- ⚠

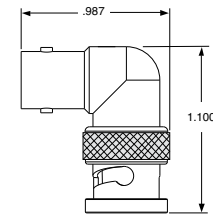


Mounting Hole: D3.100

BNC Adapter

Male to Female Right Angle

- 75Ω BNC..... UADRMF220



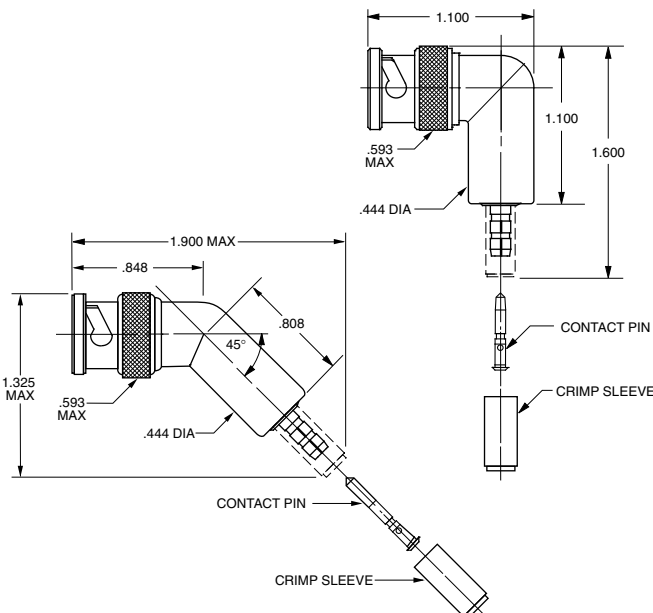
Cable Plug

90° Right Angle, Full Crimp

- 75Ω..... UPLR220- ⚠

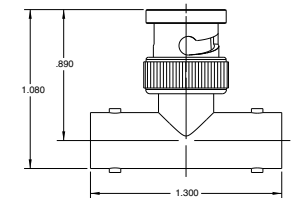
45° Angle, Full Crimp

- 75Ω..... UPLFF220- ⚠



BNC "T" Adapter

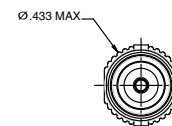
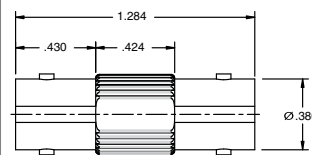
- 50Ω..... BN23
- 75Ω..... UBN23



BNC Coupling Adapter

Barrel connector

- 50Ω..... AD228
- 75Ω..... UAD228





⚠ Refer to Cable Group Tables, pages 74-91.
"D" mounting holes are on page 54.

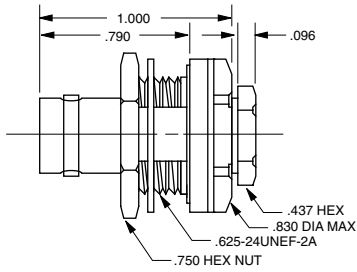
Coax Connectors / Miniature Coax 20/220 Series

BNC Bulkhead Jacks

Insulated Bulkhead Cable Jack

Wrench Crimp, Rear Mount

- 50Ω..... BJJ26- 
 75Ω..... UBJ26- 

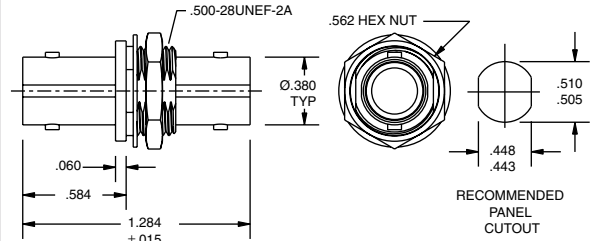


Mounting Hole: D2.187
 GF-Ground filter version page 35

Non-insulated Bulkhead Jack

Feed-through

- 50Ω..... BJJ24
 75Ω..... UBJ24

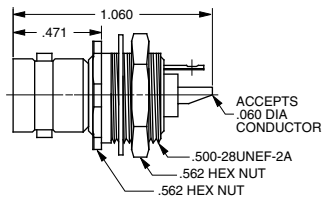


Mounting Hole: DD3.156

Insulated Bulkhead Jack

Front Mount, Solder Pot

- 50Ω..... BJJ27
 75Ω..... UBJ27

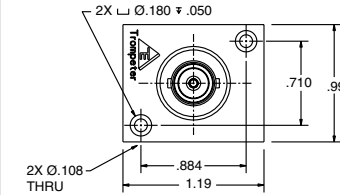


Mounting Hole: D3.147

Insulated Bulkhead Jack



Recessed Insulated Adapter (RIA) Feed-through

- 75Ω..... UBJ224-RIA

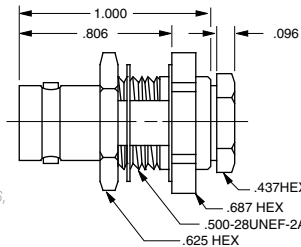


Bulkhead Cable Jack

Rear Mount, Wrench Crimp

- 50Ω..... BJJ29- 
 75Ω..... UBJ29- 

Mounting Holes: D3.218 (D2.218-Cable Groups 6, 6E, 51, 52)

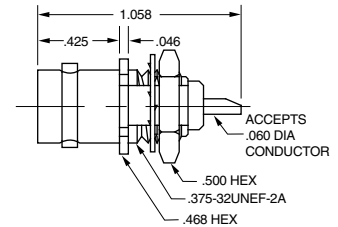


Bulkhead Jack

Front Mount, Solder Pot

- 50Ω..... BJJ20
 75Ω..... UBJ20
 w/Solder Lug
 50Ω..... BJJ20SL
 75Ω..... UBJ20SL

Mounting Hole: D5.125

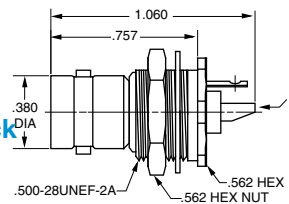


Bulkhead Jack

Non-insulated

- 50Ω..... BJJ23
 75Ω..... UBJ23

Mounting Hole: D3.147

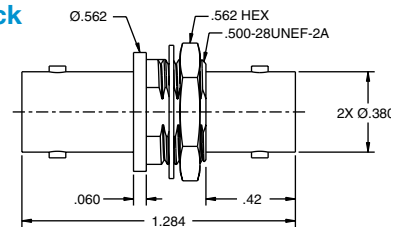


Insulated Bulkhead Jack

Feed-through

- 50Ω..... BJJ28
 75Ω..... UBJ28

Mounting Hole: DD3.156

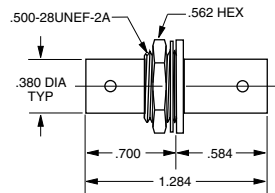


Insulated Bulkhead Cable Jack

Rear Mount, Solder Pot

- 50Ω..... BJJ21
 75Ω..... UBJ21

Mounting Hole: D3.147



Bulkhead Jack

Feed-through Non-insulated

- 50Ω..... BJJ24
 75Ω..... UBJ24

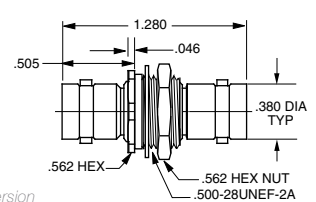
Mounting Hole: DD3.100, (Hermetically sealed version available, call customer service).

Insulated Bulkhead Jack

Feed-through

- 50Ω..... BJJ28
 75Ω..... UBJ28

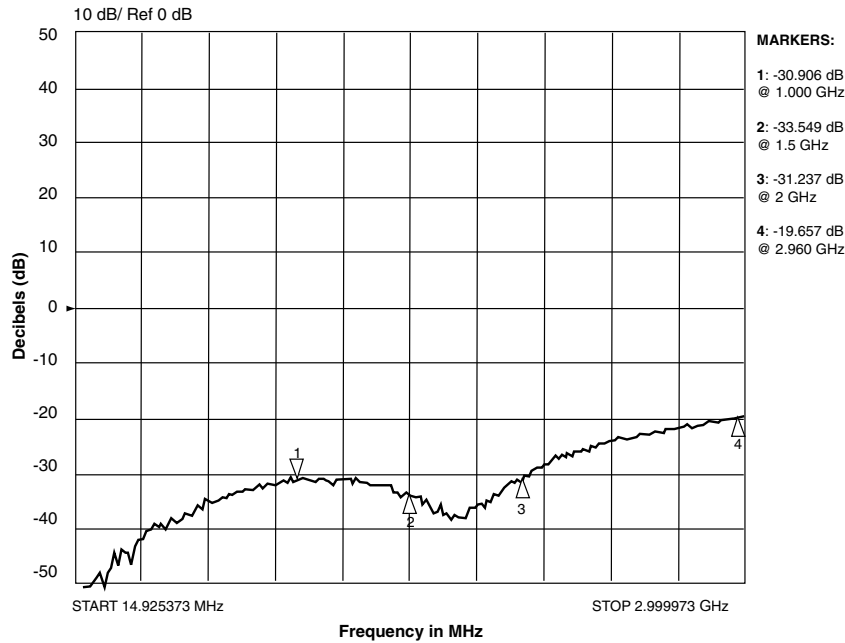
Mounting Hole: D3.156 (Hermetically sealed version available, call customer service).
 GF-Ground Filter version available page 370c.



 Refer to Cable Group Tables, pages 74-91.
 "D" mounting holes are on page 54.

Edge Mount Circuit Board Jacks

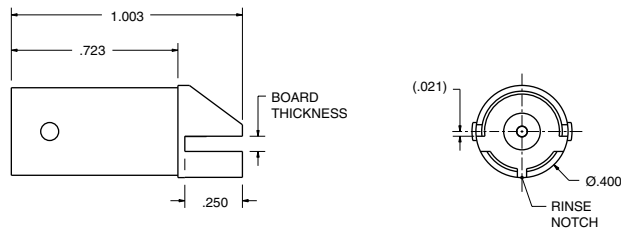
Trompeter manufactures a wide selection of circuit board jacks.



Circuit Board Edge Mount

Coax "BNC" Style Receptacle 75Ω

Part Number	Board Thickness
UCBJE20-1	.060-.064
UCBJE20-2	.028-.033

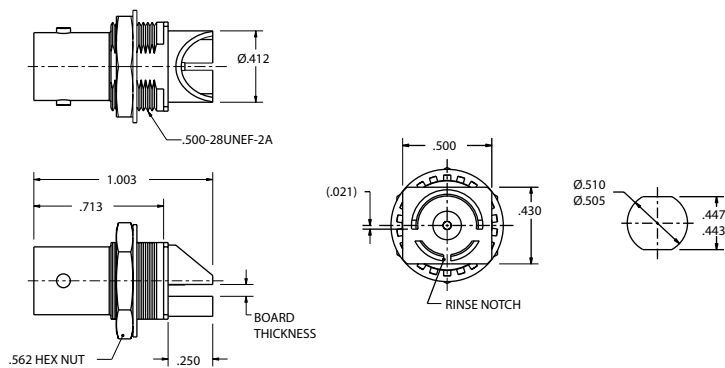


Circuit Board Bulkhead Edge Mount

Coax "BNC" Style Receptacle 75Ω

Max Panel Thickness: .179

Part Number	Board Thickness
UCBBJE20-1	.060-.064
UCBBJE20-2	.028-.033
UCBBJE20-3	.084
UCBBJ320-4	.120



Coax Connectors / Coax 20/220 Series

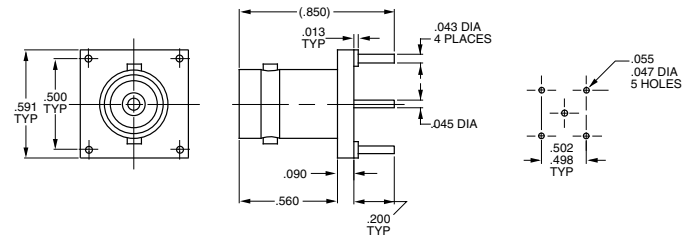
Circuit Board Jacks

Trompeter manufactures a wide selection of circuit board jacks, Shown below are the most commonly requested designs. For custom designs, contact customer service.

Circuit Board Jack

Straight, 4-leg

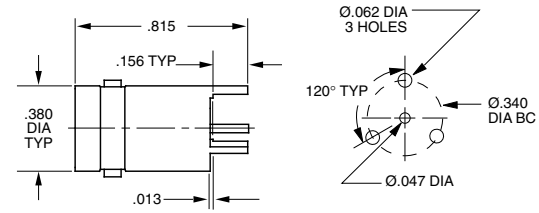
75Ω.....UCBJ20F



Circuit Board Jack

Straight, 3-leg

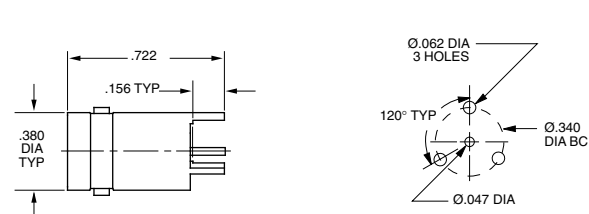
75Ω.....UCBJ223



Circuit Board Jack

Straight, 3-leg

50Ω.....CBJ20

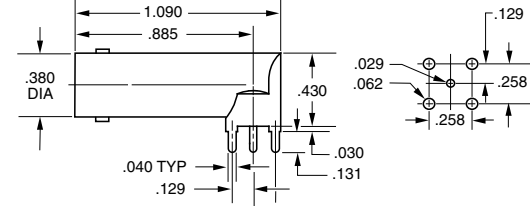


Right Angle Coax BNC

Circuit Board Jack

50Ω.....CBJR220

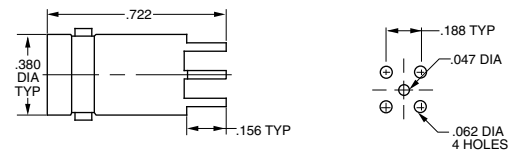
75Ω.....UCBJR220



Circuit Board Jack

Straight, 4-leg

50Ω.....CBJ22



Circuit Board Jack

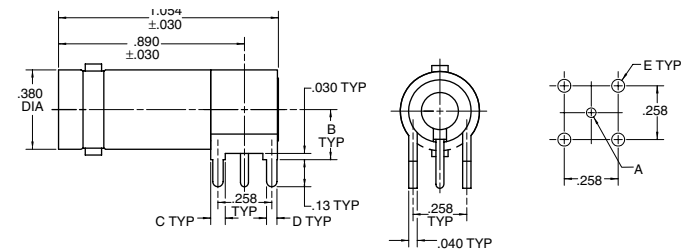
Right Angle, Tall Version

50Ω.....CBJR20A

75Ω.....UCBJR20A

MODEL NO.	LTR CODE	OHM	A DIM	B DIM	C DIM	D DIM	E DIM
CBJR20	-	50	.046	.24	.090	.050	.0625
UCBJR20	-	75	.029	.24	.090	.050	.0625

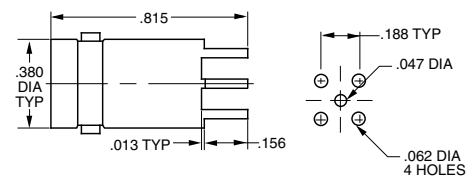
MODEL NO.	LTR CODE	OHM	A DIM	B DIM	C DIM	D DIM	E DIM
CBJR20A	A	50	.046	.34	.090	.058	.070
UCBJR20A	A	75	.029	.34	.090	.058	.070



Circuit Board Jack

Straight, 4-leg

75Ω.....UCBJ224



Coax Connectors / Miniature Coax 250 Series

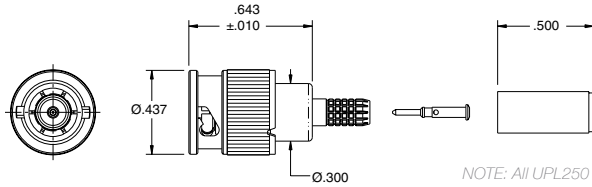
Mini-BNC Plugs & Jacks

The mini-BNC 250 RF connector series from Trompeter was designed specifically for DS3 telco coaxial central office applications to allow higher interconnect density while preserving the positive characteristics of the Trompeter full size BNC. In fact, the 250 series provides for higher density of interconnects in a given area.

Miniature BNC (M-BNC) Coaxial Plug

Straight

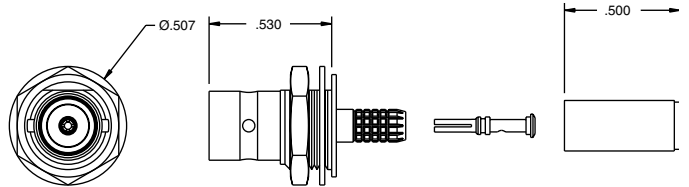
75Ω..... UPL250-



Miniature BNC (M-BNC) Coaxial Bulkhead Jack

Straight

75Ω..... UBJ250-

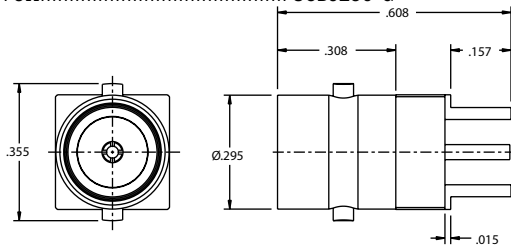


Miniature BNC (M-BNC) Coaxial Circuit Board Jack

Straight

75Ω..... UCBJ250-N

75Ω..... UCBJ250-G

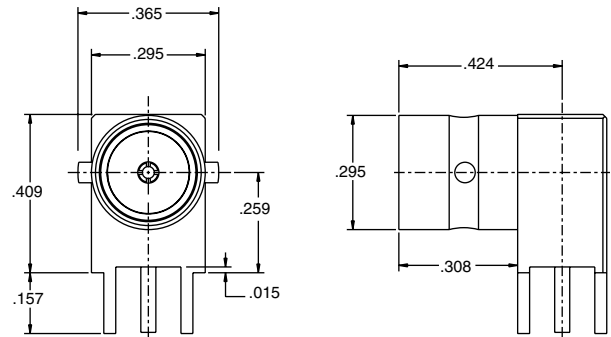


Miniature BNC (M-BNC) Circuit Board Jack


Right Angle

75Ω..... UCBJR250-N

75Ω..... UCBJR250-G



Part Number	Description	Plating	Bulkhead Mount	PCB OA Thickness
UPL250-	Straight plug M-BNC series	ni	n/a	
UPLR250-	Right angle plug M-BNC series	ni	n/a	
UBJ250-	Bulkhead cable jack	ni	yes	
UCBJ250-G	Straight PCB-mounted jack	au	no	
UCBJ250-N	Straight PCB-mounted jack	ni	no	
UCBBJ250-G	Straight PCB-mounted jack	au	yes	
UCBBJ250-N	Straight PCB-mounted jack	ni	yes	
UCBJR250-G	Right angle PCB-mounted jack	au	no	
UCBJR250-N	Right angle PCB-mounted jack	ni	no	
UCBBJR250-G	Right angle PCB-mounted jack	au	yes	
UCBBJR250-N	Right angle PCB-mounted jack	ni	yes	
UCBJE250-1	PCB-edge mounted SMT jack	au	no	0.032
UCBJE250-2	PCB-edge mounted SMT jack	au	no	0.064
UCBBJE250-1	PCB-edge mounted SMT jack	au	yes	0.032
UCBBJE250-2	PCB-edge mounted SMT jack	au	yes	0.064
UAD258	M-BNC jack to M-BNC jack adapter, Barrel adapter	ni	yes	
UTNAF250	Terminators	ni	no	
UTNAM250	Terminators	ni	no	
UADF20M250	BNC to MBNC adapters M to F	ni	no	
UADF20F250	BNC to MBNC adapters M to F	ni	no	
UADF250M20	BNC to MBNC adapters M to F	ni	no	

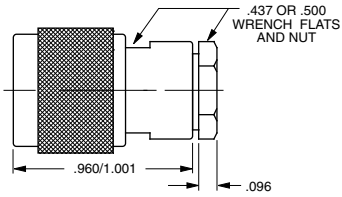


Refer to Cable Group Tables, pages 74-91.
 "D" mounting holes are on page 54.

Cable Plug

Wrench Crimp

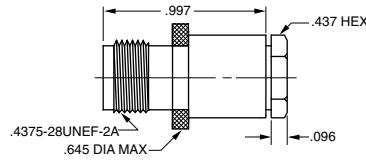
50Ω..... PL40-
75Ω..... UPL40-



Cable Jack

Wrench Crimp

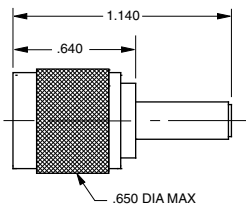
50Ω..... CJ40-
75Ω..... UCJ40-



Cable Plug

Tool Crimp

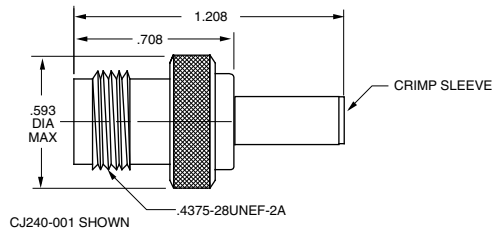
50Ω..... PL240-
75Ω..... UPL240-



Cable Jack

Tool Crimp

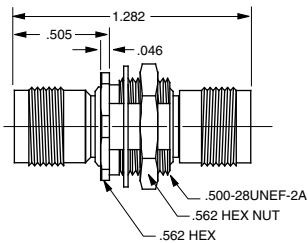
50Ω..... CJ240-
75Ω..... UCJ240-



Insulated Bulkhead Jack

Feed-Through

50Ω..... BJ48
75Ω..... UBJ48

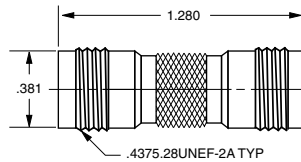


Mounting Hole: D3.156
GF-Ground filter version page 41

TNC Coupling Adapter

Barrel Connector

50Ω..... AD48
75Ω..... UAD48



Refer to Cable Group Tables, pages 74-91.
"D" mounting holes are on page 54.

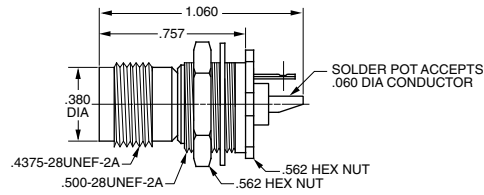
Coax Connectors / Miniature Coax Threaded 40/240 Series

TNC Bulkhead Jacks

Insulated Bulkhead Jack

Rear Mount, Solder Pot

- 50Ω..... BJ41
- 75Ω..... UBJ41

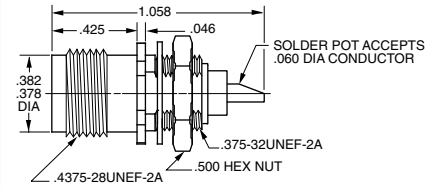


Mounting Hole: D3.147

Bulkhead Jack

Solder Pot

- 50Ω..... BJ40
- 75Ω..... UBJ40

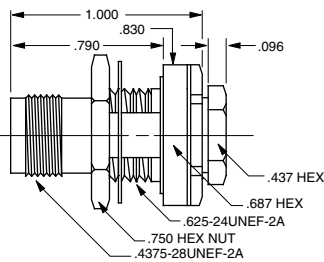


Mounting Hole: D5.125

Insulated Bulkhead Jack

Rear Mount, Wrench Crimp

- 50Ω..... BJ46- ⚠
- 75Ω..... UBJ46- ⚠

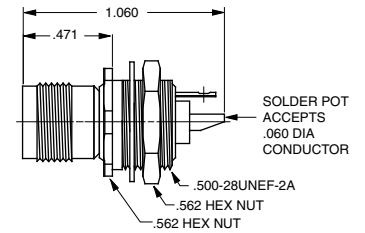


Mounting Hole: D2.187
GF-Ground filter version page 40.

Insulated Bulkhead Jack

Front Mount, Solder Pot

- 50Ω..... BJ47
- 75Ω..... UBJ47



Mounting Hole: D3.147

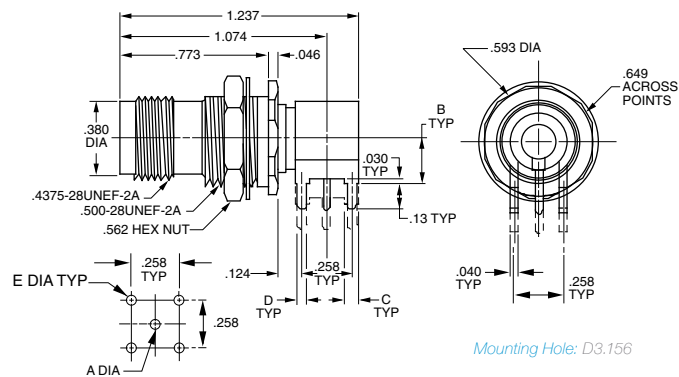
Insulated Circuit Board Jack

Right Angle

- 50Ω..... CBBJR46
- 75Ω..... UCBBJR46
- 50Ω..... CBBJR46A
- 75Ω..... UCBBJR46A

A refers to tall versions

MODEL NO.	LTR CODE	OHM	A DIM	B DIM	C DIM	D DIM	E DIM
CBBJR46	-	50	.046	.24	.090	.050	.0625
UCBBJR46	-	75	.029	.24	.090	.050	.0625
CBBJR46A	A	50	.046	.34	.090	.058	.070
UCBBJR46A	A	75	.029	.34	.090	.058	.070

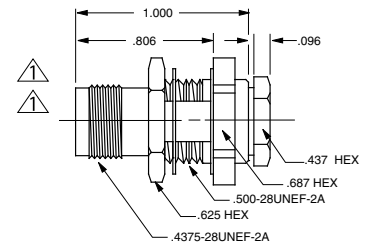


Mounting Hole: D3.156

Bulkhead Cable Jack

Wrench Crimp

- 50Ω..... BJ49- ⚠
- 75Ω..... UBJ49- ⚠

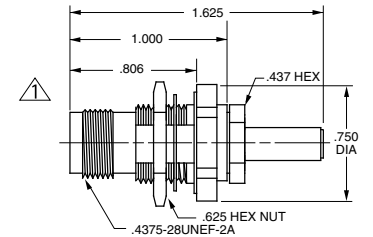


Mounting Hole: D3.218 / D2.218
(Cable Groups 6, 6E, 51, 52)

Bulkhead Cable Jack

Tool Crimp

- 50Ω..... BJ249- ⚠



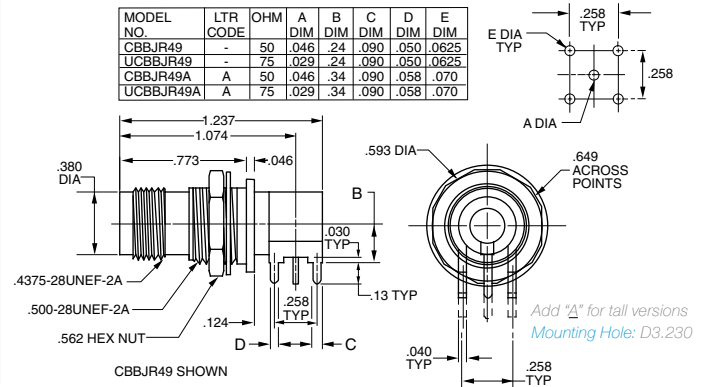
Mounting Hole: D3.218
D2.218 (Cable Groups 6, 6E, 51, 52)

Circuit Board Jack Bulkhead Mount

Right Angle

- 50Ω..... CBBJR49
- 75Ω..... UCBBJR49

MODEL NO.	LTR CODE	OHM	A DIM	B DIM	C DIM	D DIM	E DIM
CBBJR49	-	50	.046	.24	.090	.050	.0625
UCBBJR49	-	75	.029	.24	.090	.050	.0625
CBBJR49A	A	50	.046	.34	.090	.058	.070
UCBBJR49A	A	75	.029	.34	.090	.058	.070



Add "A" for tall versions
Mounting Hole: D3.230

"D" mounting holes are on page 54.

These BNC/TNC push-on jacks and plugs are designed for (U)PL123 blind mate rack and panel applications. The male plugs mate (U)PL122 with any BNC/TNC jack and are ideally suited for test/cable applications.

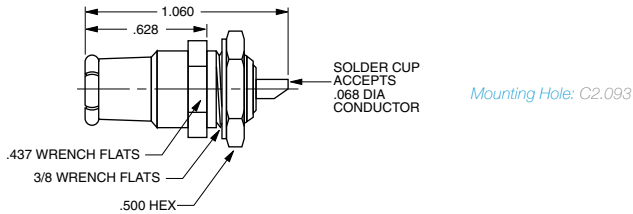
Panel Plug

Front Mount, Solder Pot

- 50Ω..... PL121
- 75Ω..... UPL121

W/Solder Lug

- 50Ω..... PL121SL
- 75Ω..... UPL121SL



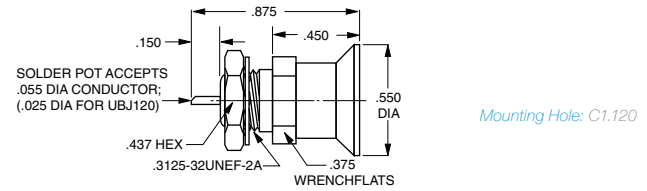
Bulkhead Jack

Front Mount, Solder Lug

- 50Ω..... BJ120
- 75Ω..... UBJ120

W/Solder Lug

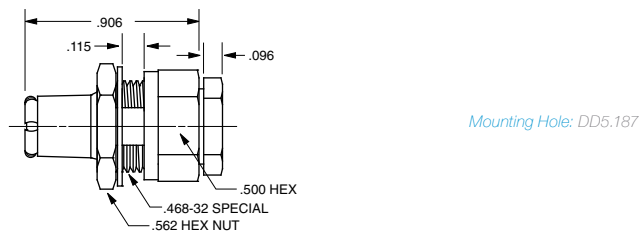
- 50Ω..... BJ120SL
- 75Ω..... UBJ120SL



Panel Plug

Rear Mount, Cable Entry

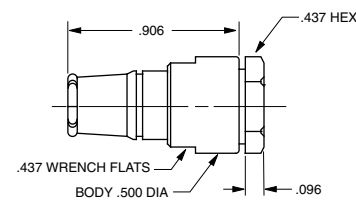
- 50Ω..... PL122- ⚠
- 75Ω..... UPL122- ⚠



Cable Plug

Wrench Crimp

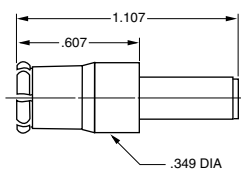
- 50Ω..... PL123- ⚠
- 75Ω..... UPL123- ⚠



Cable Plug

Tool Crimp

- 50Ω..... PL223- ⚠
- 75Ω..... UPL223- ⚠



"D" mounting holes are on page 54.

Coax Connectors / 1023 Series

1.0/2.3 DIN Connectors – 75 Ω

Trompeter's DIN connector series, is manufactured to the DIN 47297 (75 Ω) interface specification. This range of Trompeter's DIN 1.0/2.3 connector are 45% smaller than the DIN 1.6/5.6 and is ideal for higher density patching requirements. With this space savings, significantly more ports can be placed in the same 1RU panels. The Trompeter 1.0/2.3 series includes cable plugs, cable jack and Type N to DIN adapters.

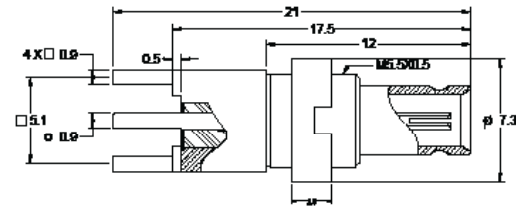
Trompeter's 1.0/2.3 series works with all of the most popular cables used in the video distribution and telecom central office environments and can rapidly be adapted to suit any coaxial cable developments.

This line of 1.0/2.3 connectors delivers the same superior quality performance of the industry leading Trompeter 220 Series BNC range. Employing the same tooling and termination as the 220 series BNCs ensures a minimal deployment cost and disruption for our customers.



Straight PC Bulkhead Mount Jack

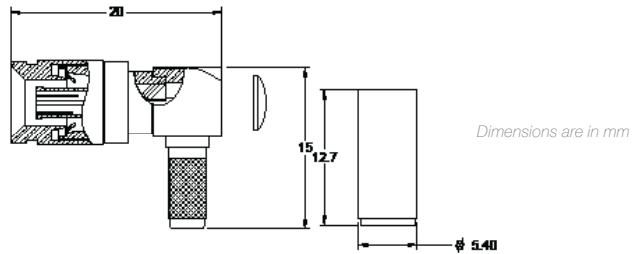
UCBBJ1023



Dimensions are in mm

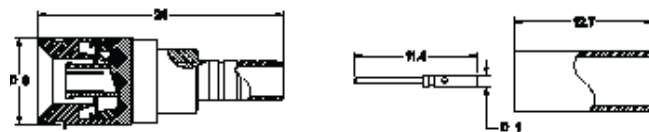
Right Angle Crimp Plug

UPLR1023-



Straight Crimp Plug

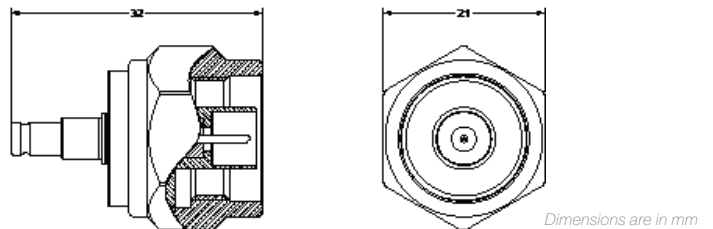
UPL1023-



Dimensions are in mm

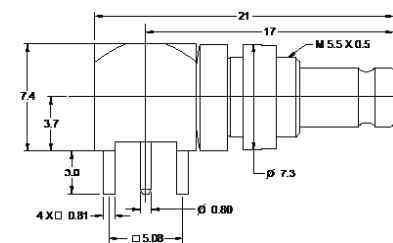
Adapter 75 Ohm Type N Plug to DIN 1.0/2.3 Jack

UADF1023M95



DIN 1.0/2.3 Right Angle PCB Bulkhead Mount Jack

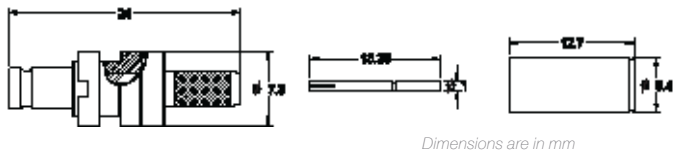
UCBBJR1023



Dimensions are in mm

DIN 1.0/2.3 Bulkhead Jack

UBJ1023-



Refer to Cable Group Tables, pages 74-91.


Trompeter's 110 series connectors are 30% smaller than the standard BNC currently used for the Coax Central Office termination. With this space savings, 72 interconnects can be placed in the same 1 rack unit panels as 52 BNCs. The 110 series of connectors is available in the following: cable plug, cable jack, a U-Link for connecting two jacks, a right angle circuit board jack, and BNC to

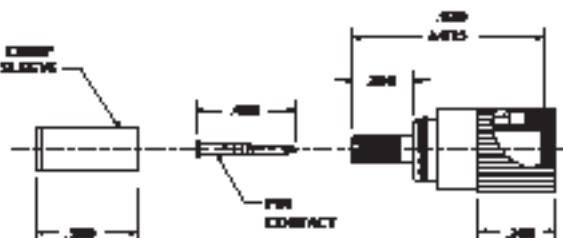
DIN adapters.

Trompeter's 110 series works with all the cables currently in use in the central office environment and like all Trompeter connectors, can be made to accommodate any coax cable changes.

RF Coaxial 75 Ohm DIN

Threaded Full Crimp Cable Plug

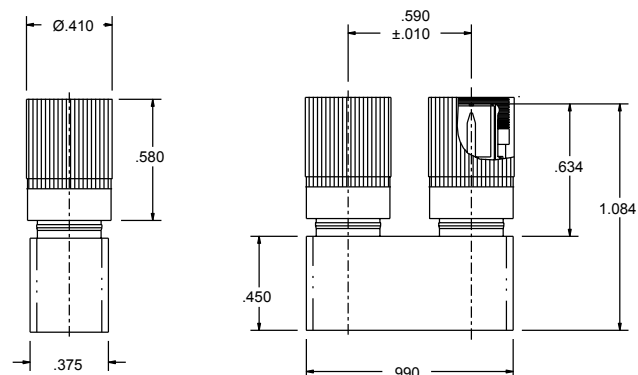
UPL110- 



Dual Coaxial DIN Connector "U-Link" 75 Ohm With Two Plugs

Based on 169-13 Specification


105-1496

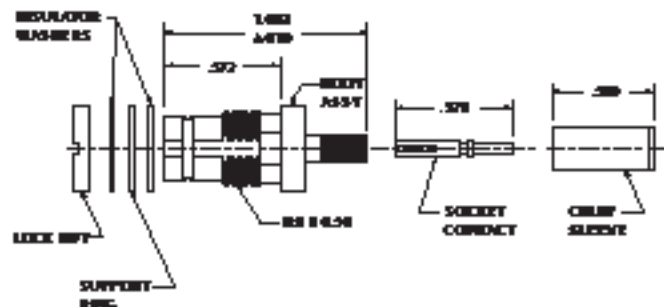


RF Coaxial 75 ohm DIN

Jack Threaded Connector

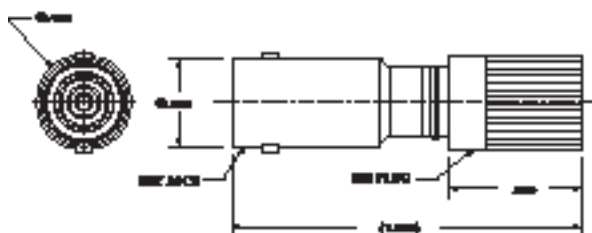
MEETS REQ OF IEC 169-13

UBJ110- 



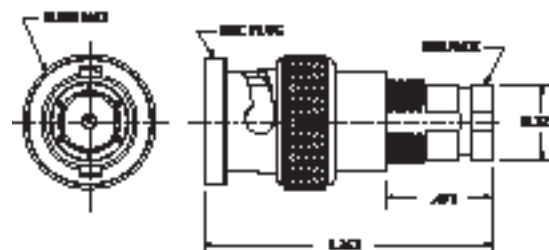
Adapter 75 ohm BNC Jack to 75 ohm DIN Plug

UADF20M110



Adapter 75 ohm BNC Plug to 75 ohm DIN Jack

UADM20F110



 Refer to Cable Group Tables, pages 74-91.

Coax Connectors / Coax Type N Connectors

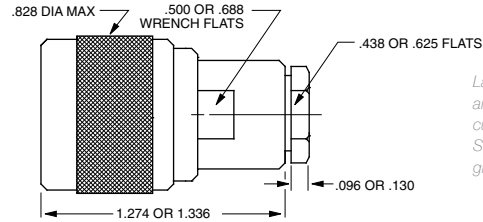
90 Series

Trompeter's 90 Series incorporates many of the features of our BNC lines including 3-piece wrench crimp configuration, gold plated captive center contacts, beryllium copper female contacts, and PTFE dielectrics. The 90 Series will also accommodate non-flammable plenum coax cables.

Cable Plug

Wrench Crimp

- 50Ω..... PL95-
- 75Ω..... UPL95-

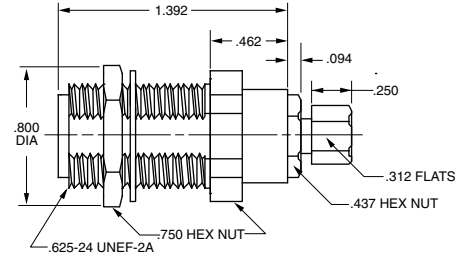


Large body versions are available, contact customer service. Size depends on cable group.

Bulkhead Cable Jack

Wrench Crimp

- 50Ω..... BJ95-
- 75Ω..... UBJ95-

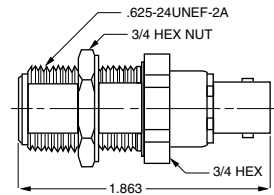


*Mounting Holes: DD4.310 (Standard body)
DD1.310 (Cable Groups -6A/6B/6E, -48, -50)*

Adapter

BNC Female to N Female

- 50Ω..... AD95
- 75Ω..... UAD95

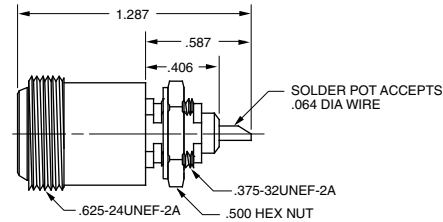


Mounting Hole: DD4.310

Bulkhead Jack

Solder Pot

- 50Ω..... J95
- 75Ω..... UJ95

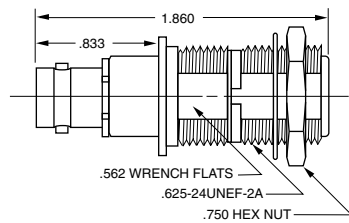


Mounting Hole: D5.310

Insulated Adapter

BNC Female to N Male

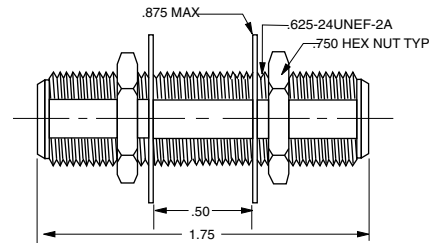
- 50Ω..... ADI95
- 75Ω..... UADI95



Mounting Hole: DD4.203

Feed-thru Jack

- 50Ω..... BJ98-2
- 75Ω..... UBJ98-2



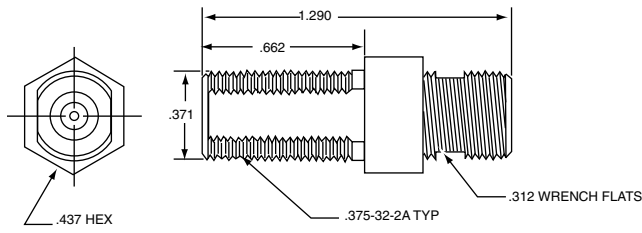
BJ98-2 Shown

*Mounting Hole: DD4.50
Options available for panels up to 2.25" thick. Call customer service.*

Refer to Cable Group Tables, pages 74-91.

"D" mounting holes are on page 54.


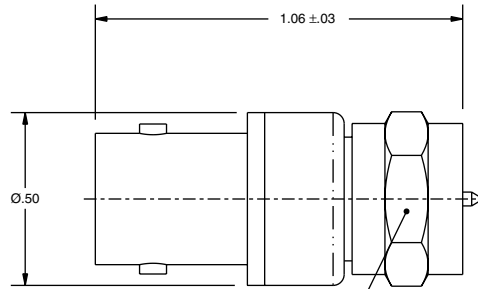
Type F Adapter AD131



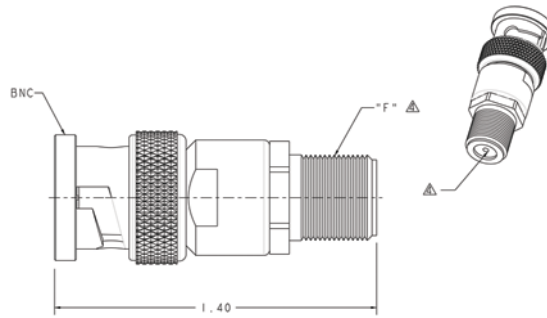
Between Series Coaxial Female

BNC to Male F Type Adapter

75Ω..... AD1300



AD1300
BNC to F Type Adapter

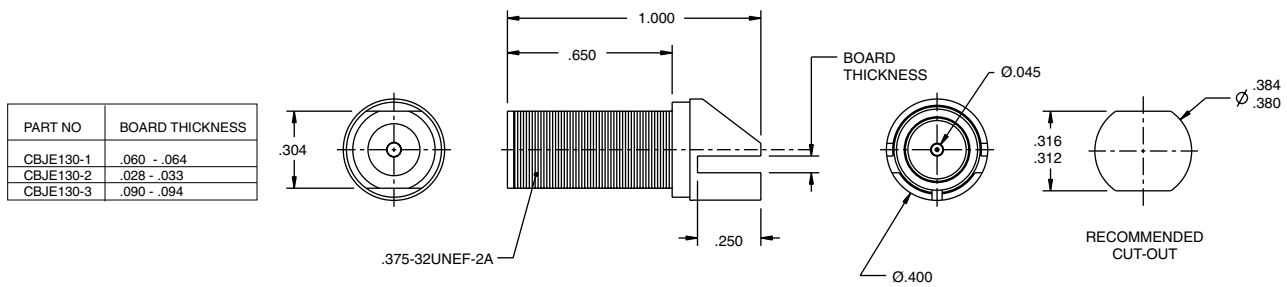


AD133
BNC MALE TO F TYPE FEMALE ADAPTER

Circuit Board Edge Mount

F Type Style Female Jack

CBJE130-1, -2, or -3



Note: This circuit board jack meets SCTE IPS-SP-401 and has a Return Loss of <221B at 2 GHz.

"D" mounting holes are on page 54.

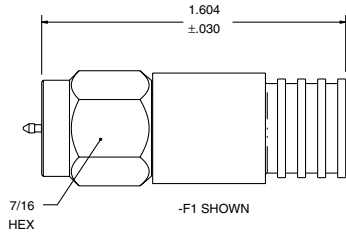
Coax Connectors / Coax F Type Connectors

130 Series

Trompeter's 130 Series Coax F Type Connectors meet SCTE-IPS-SP-4-1 and have a Return Loss of <-22 dB at 2 GHz.

75 Ohm Male Type F Type Coaxial Cable Plug

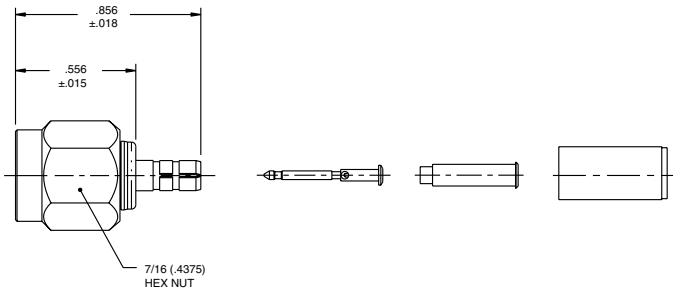
PL130C-(see dash number from chart on right)



PART NO	A DIM	CABLES ACCOMMODATED
PL130C-F1	.360	COMMSCOPE 6 SERIES QUAD (P/N 5740) (P/N F6SSVV)
PL130C-F2	.324	BELDEN 6 SERIES (P/N 82120) (P/N 9114)
PL130C-F3	.360	COMMSCOPE 59 SERIES (P/N S 59 HEC)

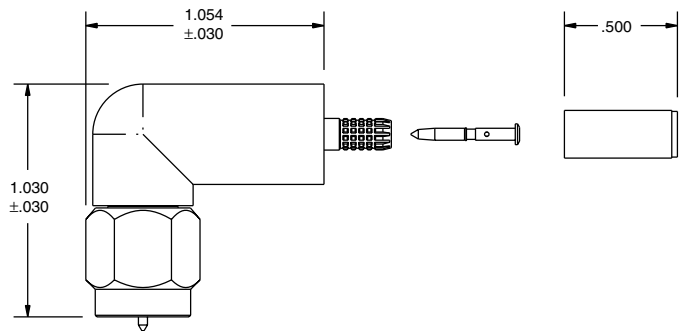
75 Ohm F Type Tool Crimp Plug

PL130SC-(see dash number from chart on right)




75 Ohm Right Angle F Type Style Full Crimp Cable Plug

PLR130SC-(see dash number from chart on right)



DASH NO	CABLES ACCOMMODATED	A HEX
-001	RG-178, -196	.178
-002	HEWLETT PACKARD 8120 - 1107	.197
-003	RG-174, 316	.178
-004	RG-179, 187	.178
-005	NORTHERN ELECTRIC DBL - SHLD RG-187	.197
-006	GC875GPI, GRUMMAN DBL - SHLD RG-188	.197
-007	275-3991, MICRODOT	.178
-008	RG-195, -180 421-111, ESSEX	.178
-009	8218, BELDEN YR23023 BELDEN 21-597, ESSEX	.178
-011	RG-58, RG-141, RG-303, TCC-50-2	.213
-013	RG-59	.255
-013A	TCC-75-2	.255
-013B	RG-62	.255
-014	8212, BELDEN	.255
-015	730A, LUCENT	.290
-015A	RG-71	.290
-016	724, LUCENT 8281, BELDEN	.324
-017	RG-6	.344
-018	9268, BELDEN	.255
-019	8279, BELDEN	.255
-020	9248, BELDEN	.290
-021	88240, BELDEN	.213
-022	88241, 88269, BELDEN	.255
-023	89108, BELDEN	.255
-024	89120, BELDEN	.290
-025	734A, LUCENT	.255
-026	735A, LUCENT	.178
-027	KS19224L2, LUCENT	.178



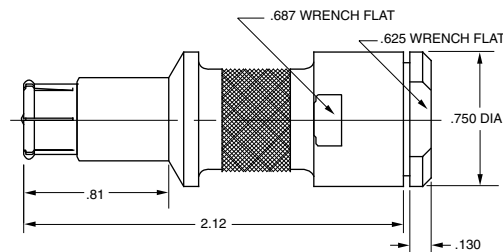
**Type N Plug
Patch Plug**

Patch Jack

Trompeter's 50Ω low VSWR (1.11:1) patching system has been developed for use at frequencies up to 3 GHz and at power levels up to 500 watts. J94 jack accepts a Type N male plug in back and the PL93 or PL94 in the front of the panels shown, or a custom panel of your own design. Patch plugs incorporate a push-fit design that snap into position in the jack and are available with, or without a bayonet locking feature. Normal jack spacing is 3" center-to-center. For a minimum bend radius when patching adjacent jacks, use Trompeter standard patch cords made with RG8 cable with a minimum length of 14". Otherwise the minimum length is 18". Panels loaded at no additional cost.

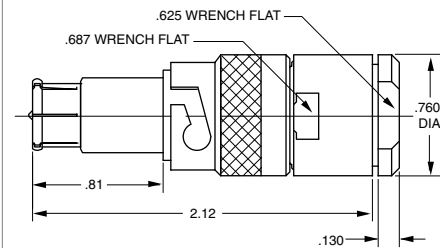
Patch Plug

50Ω, without Locking Sleeve
PL93-



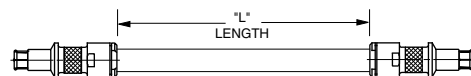
Patch Plug

50Ω, with Locking Sleeve
PL94-



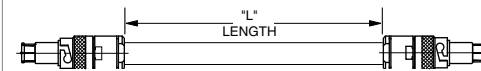
Patch Cords

50Ω, Patch Plug without Locking Sleeve
PCH-L-50



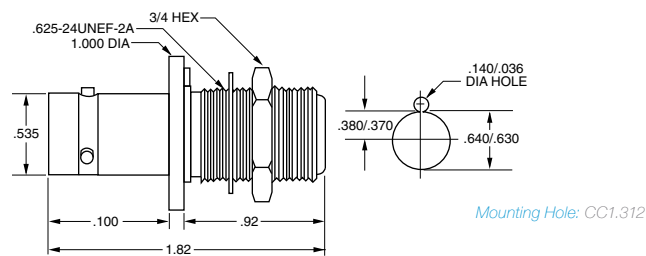
Patch Cords

50Ω, Patch Plug with Locking Sleeve
PCHY-L-50




Patch Jack to Type N Jack

50Ω Threaded .62524UNEF-2A
J94



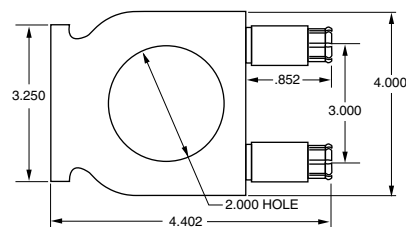
Panels for J94

# of Holes	Notching	Panel Type	Height	Part#	
12	Open	Common Ground	A =	1.75"	JSH-12
12	Closed	Insulated	A =	1.75"	JSHI-12
24	Open	Common Ground	B =	5.25"	JSH-24
24	Closed	Insulated	B =	5.25"	JSHI-24



Looping Plug

50Ω - Green Handle
LPH-50



"L" replace with length in inches. "D" mounting holes, page 54. For standard panels see page 53.

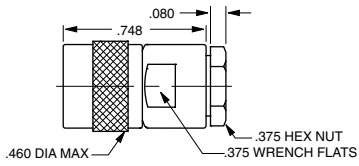
Coax Connectors / 50Ω Subminiature Coax 50 Series

TPS/TCM Jacks & Plugs

Cable Plug

Wrench Crimp

50Ω 3-Lug..... PL50-

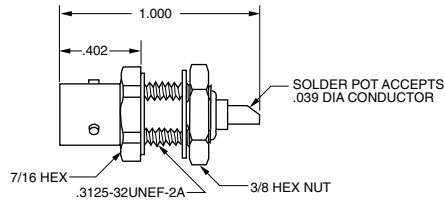


PL50-1 Shown

Bulkhead Jack

Front Mount, Solder Pot

50Ω 3-Lug..... BJ50



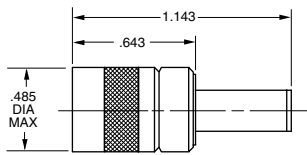
Mounting Hole: D6.218

Cable Plug

Wrench Crimp

50Ω 3-Lug..... PL50C-

75Ω 3-Lug..... PL50C-

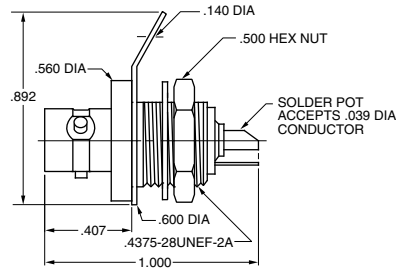


PL50C-001 Shown

Bulkhead Jack

Front Mount, Solder Pot

50Ω 3-Lug..... BJ57



BJ57 Shown
Mounting Hole: D4.187

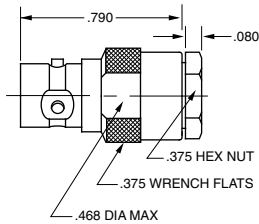
Cable Plug

Wrench Crimp

50Ω 3-Lug..... CJ50-

50Ω 4-Lug..... CJ50FL-

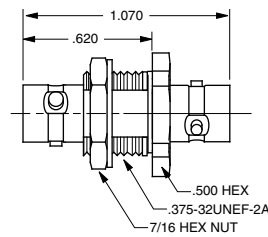
50Ω Threaded..... CJ350-



CJ50-1 Shown

Feed-thru Jack

50Ω 3-Lug..... BJ58

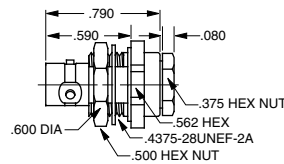


BJ58 Shown
Mounting Hole: D5.190 /
D4.190 (Threaded)

Bulkhead Jack

Wrench Crimp

50Ω 3-Lug..... BJ59-



BJ59-1 Shown
Mounting Hole: D4.187

Trompeter's HDVDP and HDVDPM Patch Jacks are designed and engineered to exceed SMPTE 292M specifications for high definition video transmission and connectivity. **Full Size Patch-Jack**
75Ω Terminated & Non-Terminated

The normal-thru contact interface design of HDVDP/HDVDPM consists of a self-aligning normal-thru U-slot, two redundant points of contact, an independent applied normal force at each contact point, and a mechanical wipe region at each contact interface location. These design attributes provide reliable and repeatable patching/un-patching, resulting in low-level contact resistance stability.



HDVDPT
Full-size WECO Format

Terminated

HDVDP
Full-size WECO Format

Non-terminated

HDVDPMT
Mini WECO Format

Terminated

HDVDPM
Mini WECO Format

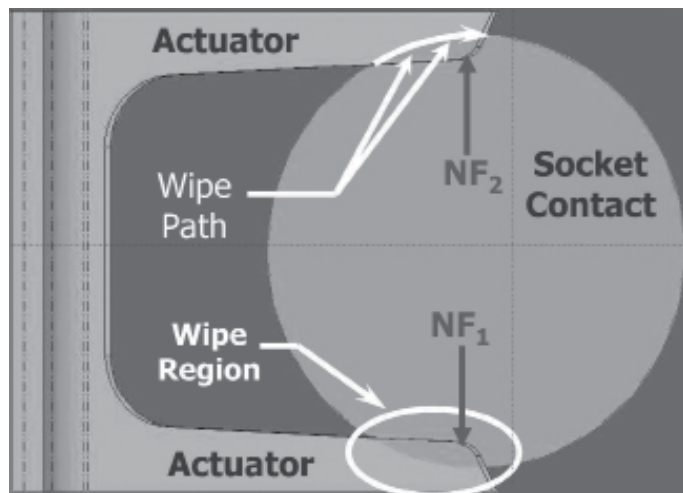
Non-terminated

Mini Patch-Jack
75Ω Terminated & Non-Terminated



HDVDP/HDVDPM Key Features

- Light weight design:
- HDVDPT (full size): 48.05 grams
- HDVDPMT (mini): 32.1 grams
- High-reliability normal-thru contact design
- Self-wiping normal thru contact design
- Streamlined design for repeatable manufacturability



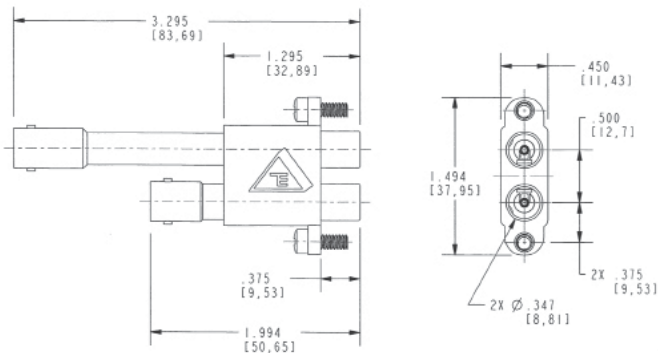
Top View of Normal-Thru Contact Interface (2x)

Patching Products / High Frequency

Video Patching

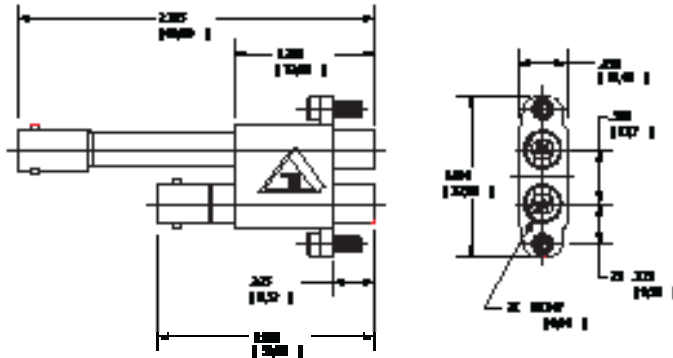
The HDVDPMN is superior quality, high bandwidth, dual video patch jack. This low profile, high performance component is designed for HDTV digital applications where space allocation is critical, such as in video truck application. It is ideal for situations where self-normalling is not practical, usually due to environmental considerations such as high ambient airborne particles or high vibration.

When used in conjunction with the LPMWHF looping plug, a "normal-thru" circuit is achieved, which will pass the full 1.485 Gbps of uncompressed data (2.25GHz of frequency) needed for HDTV, with return loss performance which exceeds SMPTE292M requirements. This high performance is maintained when patching from one location to another, using the PCMWB-L patch cord (call customer service).



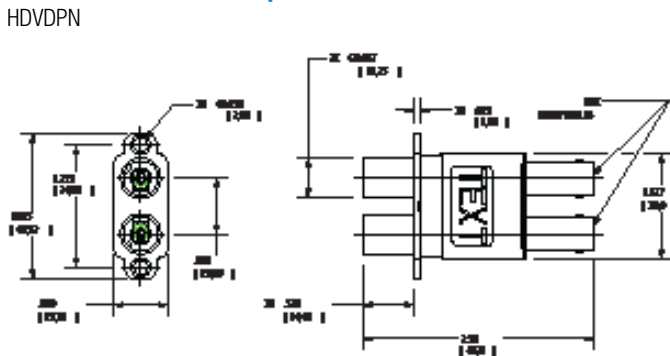
HDTV Ready High Frequency 75 Ohm Dual Coaxial Mini-WECo Patch Jack with BNC Receptacles

HDVDPMN



HDTV Ready High Frequency 75 Ohm Dual Coaxial WECo Patch Jack with BNC Receptacles

HDVDPN



Note: uses the LPW-75 to normalize the circuit

Patch Jacks J15, J24, J314, and HDVDP can be mounted vertically or horizontally on 5/8" centers. Mounting tabs are normally "back-to-back" (as shown below).

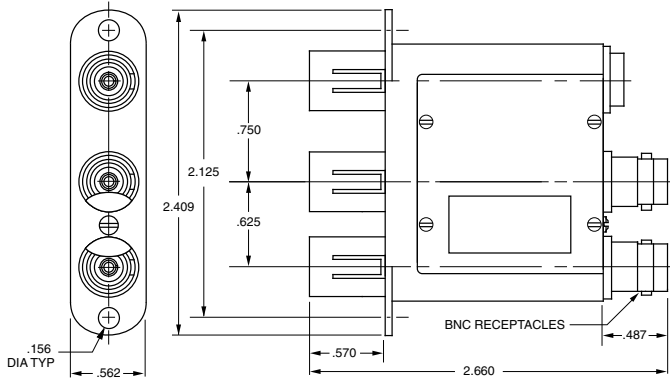
Features

- J24 is a high frequency jack w/signals monitoring capabilities

High Frequency Normal-Thru with Monitor

Dual Coax Patch Jack
J24WMSTHF-75

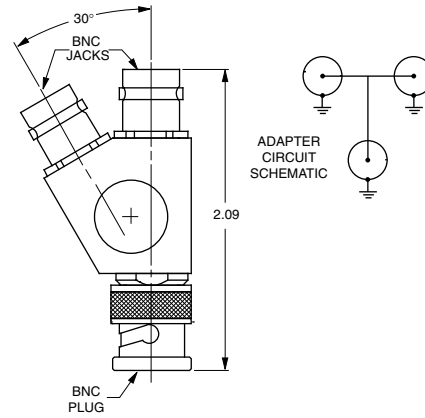
To be used with grey aluminum insulated panel...JSIS-72 (see page 57).



Adapter

Fixed Paralleling

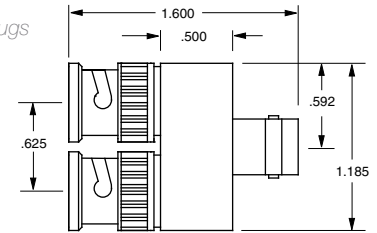
50Ω BNC - Two Jacks, One Plug
PN2C



Adapter

Fixed Paralleling

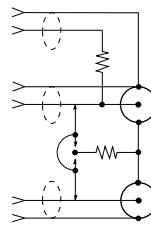
50Ω BNC - One Jack, Two Plugs
PN2



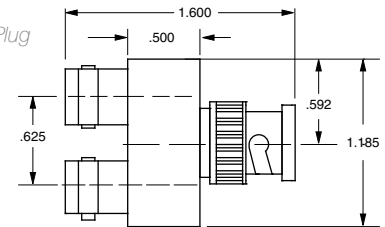
Adapter

Fixed Paralleling

50Ω BNC - Two Jacks, One Plug
PN2A



SCHEMATIC



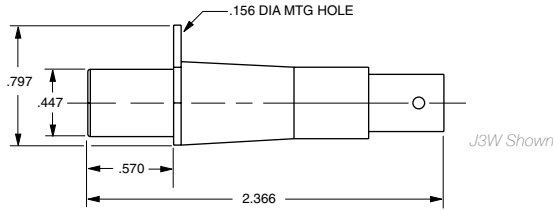
Patching Products / Coax

Patch Jacks

Patch Jack

BNC Rear Interface

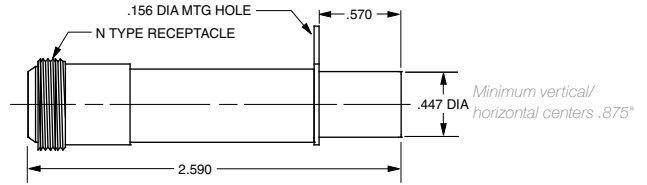
- 50Ω RCA Center Pin – .070"..... J3
- 75Ω WE Center Pin – .090"..... J3W



Patch Jack

Type N

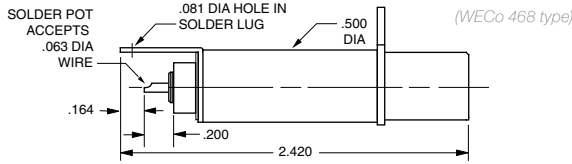
- 50Ω RCA Center Pin – .070"..... J9
- 75Ω WE Center Pin – .090"..... UJ9W



Patch Jack

Solder Pot

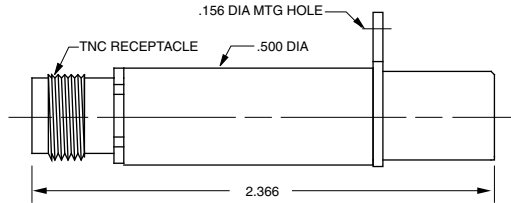
- 50Ω RCA Center Pin – .070"..... J3D
- 75Ω WE Center Pin – .090"..... J3WD



Patch Jack

TNC

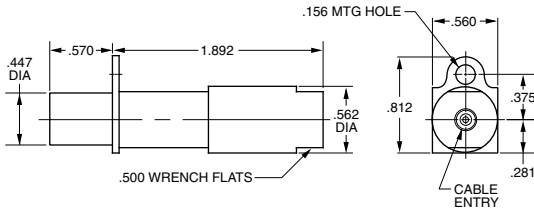
- 50Ω RCA Center Pin – .070"..... J5
- 75Ω WE Center Pin – .090"..... J5W



Patch Jack

Cable Entry

- 50Ω RCA Center Pin – .070"..... J3E- Δ
- 75Ω WE Center Pin – .090"..... J3WE- Δ

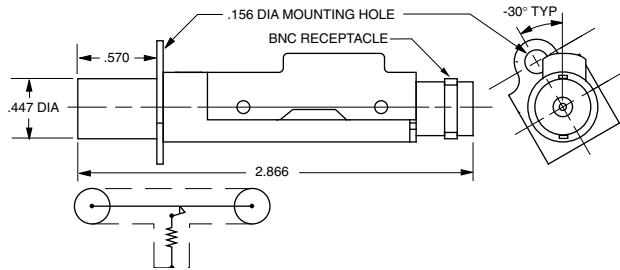


(WEC0 447 type) Microswitch not available
J3E-1 Shown

Patch Jack

Self-terminating

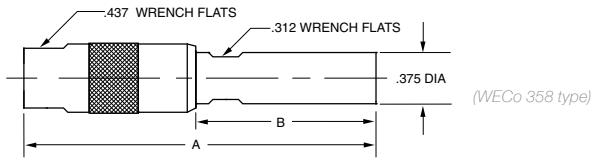
- BNC 50Ω RCA Center Pin – .070"..... J13-R
- 75Ω WE Center Pin – .090"..... J13W-R
- WEC0 477B Type
- TNC 50Ω..... J13H-R
- TNC 75Ω..... J13WH-R



Patch Plug

Shield Crimp

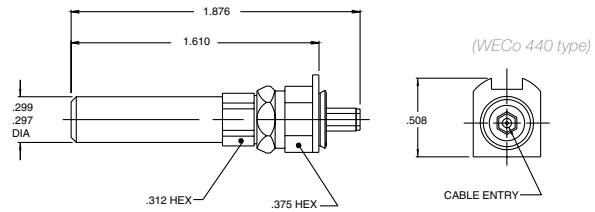
50Ω RCA Center Pin – .070" A=2.73" B=1.50" PL1C- \triangle
 75Ω WE Center Pin – .090" A=2.45" B=1.22" PL1WC- \triangle



Patch Plug

Standard Crimp Plug with Locking Tab

PL11SCLT- \triangle



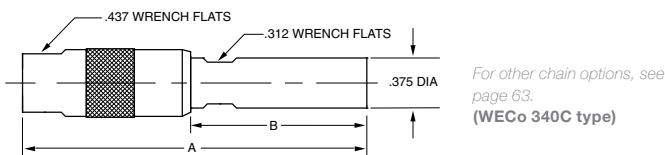
Termination Plug

No Chain

50Ω RCA Center Pin – .070" A=2.81" B=1.58" TP-1-R

No Chain

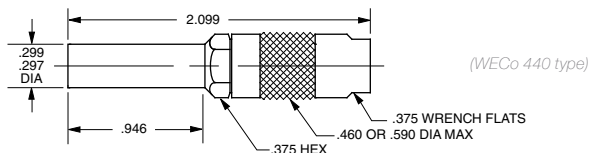
75Ω WE Center Pin – .090" A=2.45" B=1.25" TPW-1-R



Patch Plug

Solder Contact, Crimp Shield

PL11C- \triangle



Adapters

Patch Plug to BNC/TNC

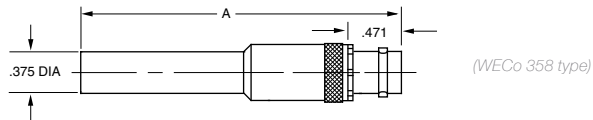
50Ω RCA Plug Center Pin .070" 50Ω BNC A= 2.774" AD1

50Ω RCA Plug Center Pin .070" 50Ω TNC A= 2.774" ADH1

75Ω WE Center Pin .090" 75Ω BNC A= 2.83" AD1W

75Ω WE Center Pin .090" 75Ω BNC A= 1.93" AD1WHD

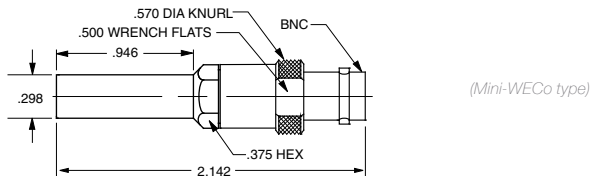
75Ω WE Center Pin .090" 75Ω TNC A= 2.83" ADH1W



Adapter

75Ω Miniature Patch Plug to 75Ω BNC

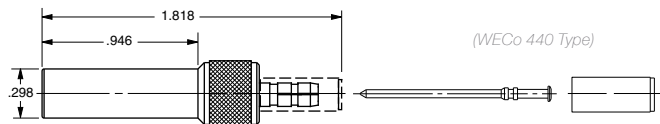
ADMW12



Patch Plug

Standard BNC Strip Dimension Crimp Contact, Crimp Shield

PL11SC- \triangle



\triangle Refer to Cable Group Tables, pages 74-91.

R = Resistance

Patching Products / 75Ω Mini-WECO Coax

Patch Jacks

Miniature Patch Jack

BNC Rear Interface
J11MW

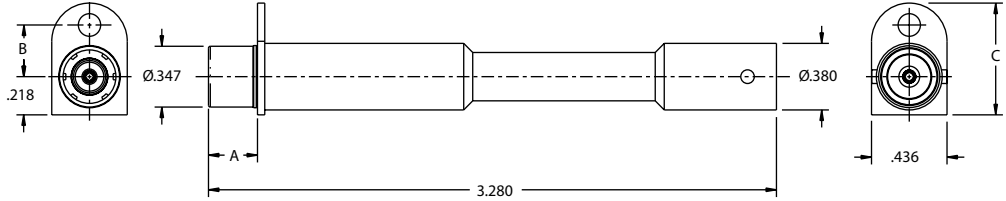
Mini-WECO Type



Miniature Patch Jack

BNC Rear Interface
J11MWL

Mini-WECO Type

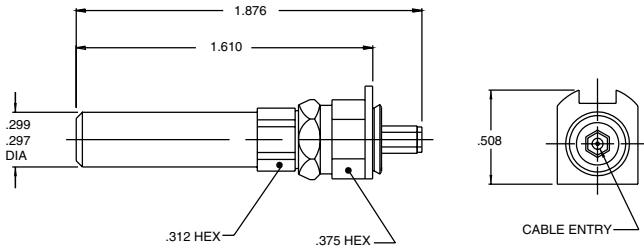


Patch Plug

Mini-WECO Crimp Plug with Locking Tab
PL1MWLT-△

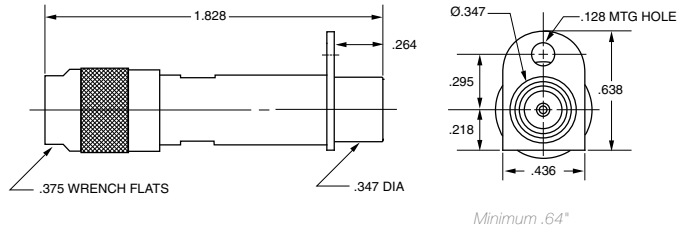
PL1MWLT-(DASH NO)

DASH NO	CABLE ACCOMMODATED	A HEX
-009	8218, BELDEN	.178
	21-597, ESSEX	
	YR23023, BELDEN	
-013A	TCC-75-2, TROMPETER	.255
	8241F, BELDEN	
-014	8212, BELDEN	.255
-025	734A TYPE	.255
-026	735A TYPE	.178
-027	KS19224L2 LUCENT	.178



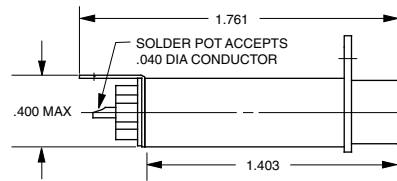
Miniature Patch Jack

Cable Entry, Field Serviceable Mini-WECO Type Centers
J12-△



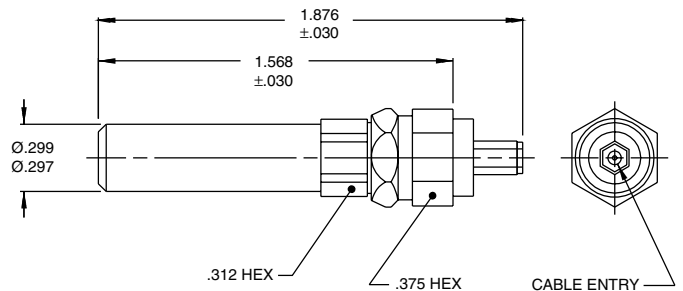
Miniature Patch Jack

Solder Pot, Mini-WECO Type
J11D



Patch Plug

Mini-WECO BNC Strip Dimension
Crimp Contact, Crimp Shield
PL1MW-△





BNC Monitor



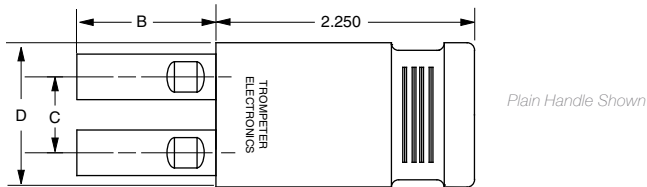
Pinch



Test Point

Standard Coax Looping Plugs

Handle: B=1.51" C=.625" D=1.20"	Center Pin	50Ω RCA
Plain	.070"	LP-Z
Pinch	.070"	LPP-Z
Test Point Single	.070"	LPTP-Z
Test Point Dual	.070"	LP2TP-Z
BNC Monitor	.070"	LPA-Z



Handle: B=1.51" C=1.00" D=1.57"	Center Pin	50Ω RCA
Plain	.070"	LPL-Z
Test Point Single	.070"	LPLTP-Z
BNC Monitor	.070"	LPLA-Z

Handle: B=1.25" C=.625" D=1.20"	Center Pin	75Ω WE
Plain	.090"	LPW-Z
Pinch	.090"	LPPW-Z
Test Point Single	.090"	LPWTP-Z
Test Point Dual	.090"	LPW2TP-Z
BNC Monitor	.090"	LPWA-Z

Handle: B=1.25" C=1.00" D=1.57"	Center Pin	75Ω WE
Plain	.090"	LPLW-Z
Test Point Single	.090"	LPLWTP-Z
BNC Monitor	.090"	LPLWA-Z

Handles are color coded:
Green = 50Ω Violet = 75Ω

Z = denotes impedance of connecting cable in ohms. Audio Patch Cords also available, please call customer service.

Coax Connectors / 50Ω Miniature Coax

Patching

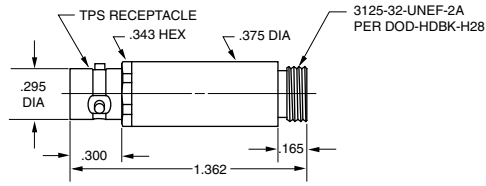
Miniature Patch Jack

TPS Jack 50Ω

- 3-Lug..... J8
- 4-Lug..... J8FL

TCM Jack 50Ω

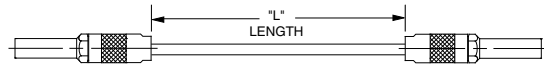
- Threaded (not shown)..... J308



Patch Cord

Miniature Patch Plugs

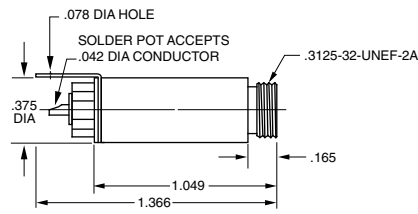
- 50Ω..... PCM-L-50
- 75Ω..... PCM-L-75



Miniature Patch Jack

Solder Pot 50Ω

J8D



Patch Cord

50Ω Miniature Patch Plug to TPS Plug

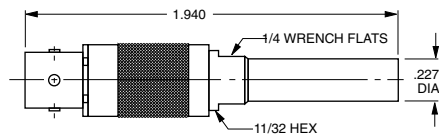
PCMX-L-50



Adapter

50Ω Miniature Patch Plug to 50Ω TPS Jack

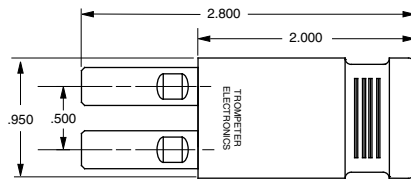
ADM1



Miniature Looping Plug

Handle Color: Green = 50Ω..... LPM-50

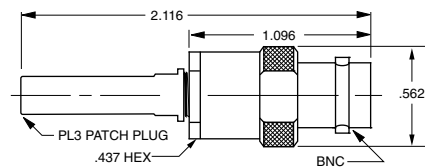
Handle Color: Violet = 75Ω..... LPM-75




Adapter

50Ω Miniature Patch Plug to 50Ω BNC Jack

ADM2



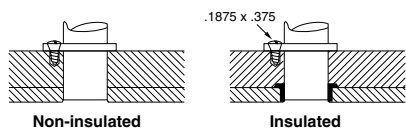


Trompeter Patch Products

Trompeter offers a wide selection of patching products for Military Databus, Telemetry, Telecom, Broadcast, CATV, and Testing. We offer these products for Twinax, Triax, and Coax cabling and in sizes to meet your space restrictions and environmental requirements.

Standard 19" Panels In popular sizes and configurations

Available in insulated black phenolic, and insulated or non-insulated aluminum. Aluminum panels are painted standard gray and come with either a phenolic back bar (insulated type), or an iridized aluminum back bar (non-insulated type). Aluminum panels can be painted to suit, or color matched (special order). Phenolic panels are available in black only.



Aluminum Phenolic Nylon Bushing
Panels available in heights of 1.75" (1 RU) or 3.5" (2 RU).

Custom Panels & Marking

Custom panels can be configured to meet your specifications, including special wiring, colors, engraving, or silk-screening (custom marking). Patch jack locations can also be marked on the rear of the panel for easy location of jacks. Please contact your local representative.

Hole Plugs For Jacks and Panels

Hole Plugs For:	Hole Diameter	Part Number
Miniature Patch Panel (J8)	.250"	HP250
Miniature Patch Jack (HDVDP, J11)	.304"	HP304
Standard Patch Jack (HDVDP)	.375"	HP375
Standard Patch Panel (JS, JSI)	.437"	HP437
Standard Patch Panel	.500"	HP500



Front Loading Modular Panels are on page 12.

Ordering Loaded Panels

Panels can be ordered pre-loaded with any compatible jacks *without* additional labor charge by using the following part number format (provided the mechanical restrictions are recognized).

Example:

JSI-48A/HDVDP: Standard 48-hole, Insulated Panel (JSI-48A), loaded with twenty four (24) Standard 75Ω Patch Jacks (HDVDP)

Panel Part Number

JS: Aluminum (Gray)..... JS
 JSI: Insulated (Gray)..... (I)
 JSIB: Insulated (Black)..... (IB)
 JSIX: Miniature Triax Insulated (Black)..... (IX)
 JSMW: Miniature Coax Insulated (Black)..... (MW)
Jack Part Number.....
JACK

Panel Specifications

Notching

Metal panels (EIA-310-C): Open
 Phenolic (EIA-310-C): Closed

Materials

JS Series, Common Ground Panels

Panel: 6061-T6 Grade Aluminum
 Backbar: 6061-T6 Grade Aluminum

JSI Series, Insulated Panels

Panel: 6061-T6 Grade Aluminum
 Backbar: XXX Non-hydroscopic Phenolic
 Jack Insulation: Nylon Sleeves

JSIB Series, Insulated Panels

Panel: Black Arboron

JSMW Series, Insulated Panel

Panel: Black Arboron

Finishes

Standard Finish

FED-STD-595-26307, Light Gray

Customer Supplied

FED-STD-595# or Paint Chip

Chemical Film Finish

MIL-C-5541, Class 1a (Gold Tone)
 MIL-C-5541, Class 3 (Clear)

Identification

Designation Strip: Passivated Steel
 Standard Patch Panels: DS1 .580" x 16.6"
 Standard Patch Panels: DS2 .870" x 16.6"
 High Density Patch Panels: DS4 .240" x 16.6"
 Card: Opaque Vinyl
 Window: Clear Vinyl

Patching Products / Cable Distribution Panels

Distribution Panels



Ordering Loaded Distribution Panels

Example:

*JS - 52 D3SF7 / (U)BJ28

Panel Type - Table A, Col 2 _____

Mounting Hole - Table B, Col. 1 _____

Jack Type - Table B, Col. 3/4 ("U" designates 75Ω) _____

*JS- Non-Insulated Panel (Open notch)
 *JSI- Insulated panel (Closed notch)

The 19" panels listed in Table A below accommodate the bulkhead jacks designated by a "•" in Panel Columns A- M of Table B to the right. For panel specifications: See page 51-54.

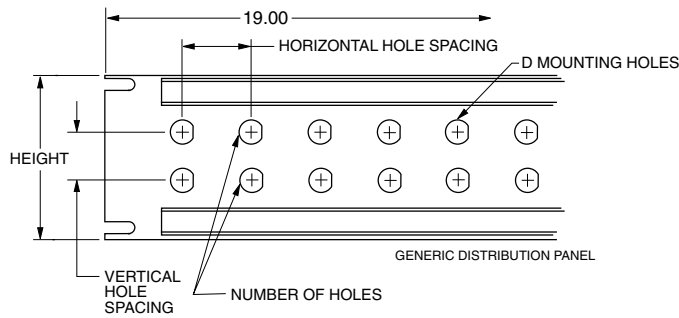


Table A: Panels

Panel Type	# of Holes	Panel Height	Hole Spacing - Horiz.	Hole Spacing - Vert.
JS(I)-12	12	1.75"	1.430"	--
JS(I)-16	16	1.75"	1.000"	--
JS(I)-20	20	1.75"	0.830"	--
JS(I)-24S	24	1.75"	0.723"	--
JS(I)-24W	24	3.50"	1.430"	1.000"
JS(I)-32	32	3.50"	1.000"	1.000"
JS(I)-40	40	3.50"	0.875"	0.875"
JS(I)-40W	40	3.50"	0.830"	1.000"
JS(I)-52	52	3.50"	0.675"	1.000"
JS(I)-24	24	5.20"	1.450"	2.250"

Note: Panels are 19" Insulated or Non-Insulated Standard Gray Aluminum. See chart on the right for loaded panel ordering.

"D" hole specifications are on page 54.

Table B: Jack/Panel Compatibility

Mtg Hole	75Ω	Jacks: 2/3/4 Lug	Threaded	Mtg Hole	75Ω	Jacks: 2/3/4 Lug	Threaded
DD4	U	AD 95		D11		BJ 89	BJ389
DD4	U	ADI 95		DD6		BJ 89, BJ893	BJ389
D5SF5	U	BJ 20		DD1	U	BJ 95 Large Body	
D3SF6	U	BJ 21		DD4	U	BJ 95	
D2SF3	U	BJ 26		DD4	U	BJ 96	
D8SF12	U	BJ 26GF		DD4	U	BJ 98	
D3SF7	U	BJ 27		D2SF3		BJ 101	
D3SF7	U	BJ 28/BJ24		D2SF3		BJ 102	
D8SF11	U	BJ 28GF		DD2SF14		BJ 130	
D2SF3	U	BJ 29-6 Large body		DD2SF30		BJ 138	
D3		UBJ 29		DD2SF30		BJ 139	
D5SF5		BJ 30	BJ330	D4		BJ 150/FL	BJ3150
D3		BJ 31	BJ331	D9		BJ 152/FL	BJ3152
D3		BJ 32	BJ332	D9SF12		BJ 153/FL	BJ3153
D3SF8		BJ 38	BJ388	D9SF12		BJ 154/FL	BJ3154
D3		BJ 39	BJ339	D9SF12		BJ 154AC/FL	BJ3154AC
D5SF5	U	BJ 40		D6		BJ 157/FL	BJ3157
D3SF6	U	BJ 41		D5SF9		BJ 158/FL	
D2SF3	U	BJ 46		D4SF4		BJ 159/FL	BJ3159
D8SF12	U	BJ 46GF		D4SF4		BJ 159AC/FL	BJ3159AC
D3SF7	U	BJ 47		D2SF3	U	BJ 226	
D3SF7	U	BJ 48		D8SF12	U	BJ 226GF	
D8SF11	U	BJ 48GF		D3	U	BJ 229	
D2SF3	U	BJ 49-6 Large body		D2SF3	U	BJ 246	
D3		UBJ 49		D8SF12	U	BJ 246GF	
D6		BJ 50/FL	BJ350	D3		BJ 249	
D4SF2		BJ 57/FL	BJ357	D4SF9	-		BJ358
D5SF9		BJ 58/FL		DD8		BJ 450	BJ3450
D4SF4		BJ 59/FL	BJ359	DD8		BJ 457	BJ3457
D2SF8		BJ 72/TL/FL	BJ372	DD8SF31		BJ 459	BJ3459
D2SF8		BJ 73/TL/FL	BJ373	D11		BJ 893 Large body	
D2SF24		BJ 74/TL/FL	BJ374	D3SF7	U	BJ2848	Rear mount
D2SF24		BJ 74C/TL/FL	BJ374C	D4SF9	-		BJ3158
D2SF24		BJ 75/TL/FL	BJ375	D3SF7	U	BJ4828	Rear mount
D4SF25		BJ 77/TL/FL	BJ377	D9SF12		OBJ155/FL / BJ155	BJ3155
D3SF13		BJ 78/TL/FL	BJ378	D5SF10	U	J 95	
D3SF15		BJ 79/TL/FL	BJ379	D4SF25		J152FLFT	
D3SF15		BJ 79C/TL/FL	BJ379C	D4SF25		J152FT	J3152FT
D1SF1		BJ 80, BJ803	BJ380	DD5SF6		FL 122	
D1		BJ 83, BJ833	BJ383	DD8SF31		TBJ 451/FL	
D1		BJ 88, BJ883	BJ388				

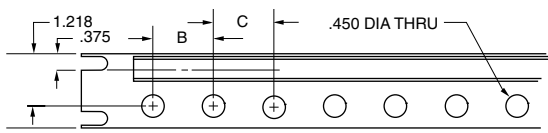


FIG A

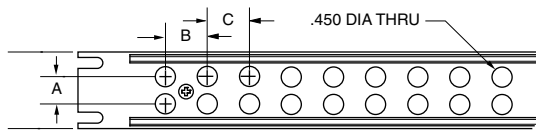


FIG B

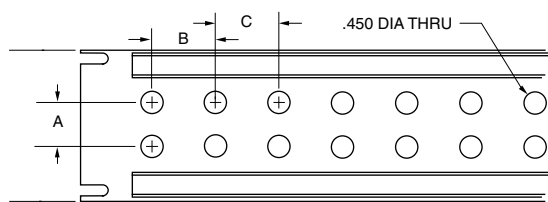


FIG C

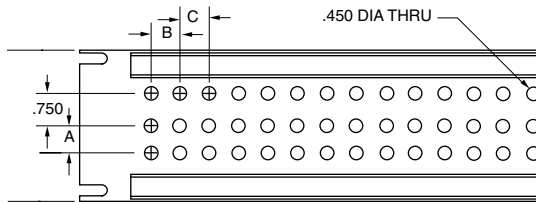


FIG D

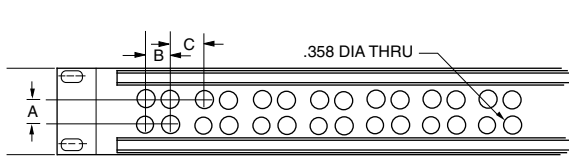


FIG E

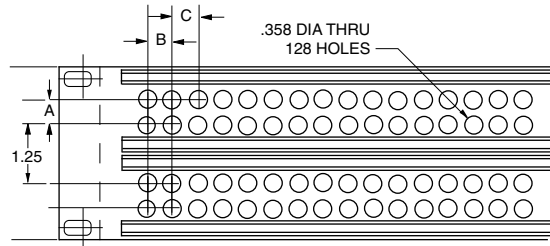


FIG H

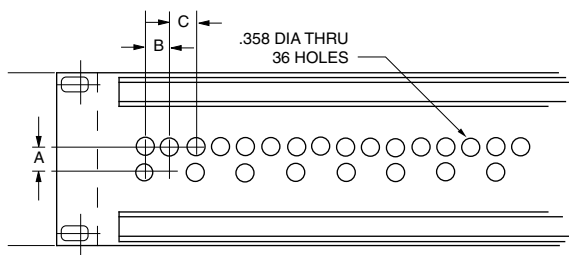


FIG I

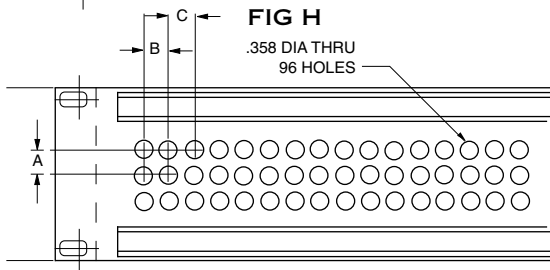


FIG J

19" Miniature Patch panels for: 50Ω J8 Series, J8D, and 75Ω Mini-WECO Jacks

# of Patch Locations	Panel Height	Hole Spacing			Fig	Non-Insulated Part Number	Insulated Part Number	Jack Type
		A	B	C				
32	1.75"	N/A	.500	.500	A	JS-32	JSI-32	J8 Series
56	1.75"	.500	.500	.625	E		JSIX-56S	Mini-WECO
56	1.75"	.500	.500	.625	E		JSIX-56SF	Mini-WECO
64	1.75"	.500	.500	.500	E		JSIX-64S	Mini-WECO
64	1.75"	.500	.500	.500	E		JSIX-64SF	Mini-WECO
64	1.75"	N/A	.500	.500	A	JS-64	JSI-64S	J8 Series
64	3.50"	.500	.500	.500	E	JS-64L	JSI-64L	J8 Series
64	3.50"	.500	.500	.500	E		JSIX-64L	Mini-WECO
96	3.50"	.500	.500	.500	J	JS-96A	JSI-96A	J8 Series
96	3.50"	Not Shown				JS-96B	JSI-96B	J8 Series
128	3.50"	.500	.500	.500	H		JSIX-128	Mini-WECO

Miniature 75Ω Coax Patch Panels ... for high density, low VSWR, 75Ω coaxial applications (microwave, sub-carrier telephone systems, etc.). Trompeter's J12 jack/ PL11C plug combination has a VSWR of 1:04:1 in the 60-80 MHz range. **Miniature 50Ω Coax Patch Panels...** for high density 50Ω patching. 19" panels tapped .312-32-2A to accept J8 and J8D jacks. .50" center-to-center vertical and horizontal hole spacing (unless otherwise noted), insulated and non-insulated panels have stiffener bars.

Note: For Front Loading Modular Panels, see page 12. "D" mounting hole specifications, see page 54. Many other panel configurations are available, contact customer service.

Patching Products / Standard 19" Panels

D Hole Specifications

# of Holes	Panel Height	Hole Spacing			Foot Note	Fig	Non-insulated Part #	Insulated Part #	Insulated Phenolic Part #
		A	B	C					
12	1.75"	-	1.43"	1.43"	1	A	JS-12	JSI-12	
16	1.75"	-	1.00"	1.00"	1	A	JS-16	JSI-16	
20	1.75"	-	.830"	.830"	1	A	JS-20	JSI-20	
24	1.75"	-	.625"	.750"	1	A	JS-24S	JSI-24S	
26	1.75"	-	.625"	.625"	1	A	JS-26	JSI-26	
28	1.75"	-	.625"	.625"	1	A	JS-28	JSI-28	
32	1.75"	.625"	1.00"	1.00"	2	B	JS-32S	JSI-32S	JSIB-32S
40	1.75"	.625"	.830"	.830"	2	B	JS-40S	JSI-40S	JSIB-40S
48	1.75"	.625"	.625"	.750"	2	B	JS-48S	JSI-48S	JSIB-48S
52	1.75"	.625"	.625"	.625"	2	B	JS-52S	JSI-52S	JSIB-52S
24	3.50"	.625"	1.43"	1.43"	2	C	JS-24L	JSI-24L	
24	3.50"	1.00"	1.43"	1.43"	1	C	JS-24W	JSI-24W	
28	3.50"	.625"	1.21"	1.21"	2	C	JS-28A	JSI-28A	
28	3.50"	1.00"	1.21"	1.21"		C	JS-28W	JSI-28W	
32	3.50"	.625"	1.00"	1.00"	2	C	JS-32A	JSI-32A	JSIB-32A
36	3.50"	.625"	.625"	.750"	2	I	JS-36	JSI-36	
36	3.50"	.625"	.830"	.830"	2	C	JS-36A	JSI-36A	
40	3.50"	.625"	.830"	.830"	2	C	JS-40	JSI-40	JSIB-40
40	3.50"	1.00"	.830"	.830"	1	C	JS-40W	JSI-40W	JSIB-40W
48	3.50"	.625"	.625"	.750"	2	C	JS-48	JSI-48	JSIB-48
48	3.50"	.625"	.625"	.625"	2	C	JS-48A	JSI-48A	JSIB-48A
52	3.50"	1.00"	.625"	.625"		C	JS-52W	JSI-52W	JSIB-52W
52	3.50"	.625"	.625"	.625"	2	C	JS-52	JSI-52	JSIB-52
56	3.50"	.625"	.625"	.625"	2	C	JS-56	JSI-56	JSIB-56
72	3.50"	.625"	.680"	.680"	3	D	JSS-72	JSIS-72	

1 Will not accept dual jacks (e.g. J14, J214, J314, J74, HDVDP) 2 Will not accept jacks requiring hole spacing (A) larger than .625" 3 Will accept 3 barrel jack only

Note: JSIB (Fig. B and C) panels have .459 dia typ.

See page 59 for panel figure diagrams.

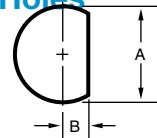
"D" Hole Specifications

Throughout the catalog you will find "D" holes called out for bulkhead jacks. The "D" hole is the cutout pattern designated for the proper fit of bulkhead jacks into distribution panels.

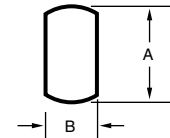
"D" Hole Type Maximum panel thickness [Example: D3.148](#)

	"D" Hole Type			Double "D" Hole	
	A	B		A	B
D1	.755"	.343"	DD1	.630"	.532"
D2	.630"	.281"	DD2	.380"	.312"
D3	.505"	.218"	DD3	.505"	.443"
D4	.439"	.187"	DD4	.630"	.562"
D5	.380"	.156"	DD5	.475"	.436"
D6	.317"	.128"	DD6	.755"	.690"
D7	.281"	.125"	DD7	1.140"	1.060"
D8	.605"	.280"	DD8	.330"	.274"
D9	.567"	.257"			
D10	.192"	.079"			
D11	1.005"	.470"			

"D" Holes

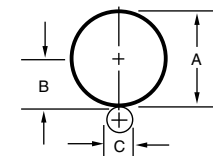
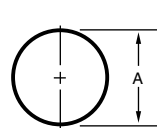


Double "D"



	Circular Hole	Double Circular Hole	
	A		
C1	.317"-.321"	CC1	
C2	.380"-.385"	A	.630"
C3	.442"-.447"	B	.370"
C4	.474"-.480"	C	.136"-.140"
C5	.505"-.510"		
C6	.755"-.760"		

Circular Holes



Many other panel hole configurations available, contact customer service.

Custom Cable Assembly Lines


Trompeter's coax patch cords and cable assemblies are of the highest quality and can be ordered in any length. Trompeter normally stocks popular lengths of 6", 12", 18", 24", 36", 48", 60", and 72". Standard coax patch cords and cable assemblies are made with the following cables: Patch Cords and Cable Assemblies are available in 50Ω RCA Standard or 75Ω Western Electric (WECO) Standard. The two standards are not intermateable. Trompeter stocks many other connector types for quick turnaround of custom cable assemblies including:

D-Subs & Backshells:

Male & Female 9, 15, 25, 37 pin and more

SMA/SMB/SMCs:

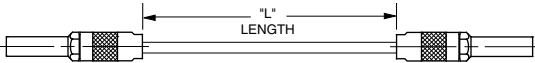
Straight and Right Angles for RG-58, RG-142, RG-174, RG-188, RG-316, and RG-400



Impedance	Cable Type	Trompeter Cabl Part #
50Ω	RG-58	TCC-50-2
75Ω	RG-59	TCC-75-2
93Ω	RG-62	N/A

Patch Cords (see p/n below) Patch Plug to Patch Plug

- 50Ω RCA Plug Center Pin .070"..... PC-L-Z
- 75Ω WE Center Pin .090"..... PCW-L-Z
- 75Ω Mini-WECO..... PCMW-L-Z



Cable Assembly BNC Plug to BNC Plug

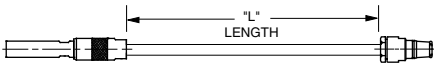
Tool Crimp BNC

- 50Ω..... PCYC-L-Z
- 75Ω..... UPCYC-L-Z



Cable Assembly Patch Plug to Push-on Plug

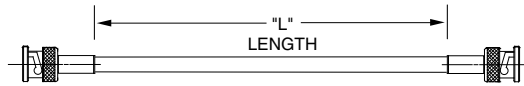
- 50Ω RCA Plug Center Pin .070" to 50Ω Push-on..... PCPX-L-Z
- 50Ω RCA Plug Center Pin .070" to 75Ω Push-on..... UPCPX-L-Z
- 75Ω WE Center Pin .090" to 50Ω Push-on..... PCPWX-L-Z
- 75Ω WE Center Pin .090" to 75Ω Push-on..... UPCPWX-L-Z



Cable Assembly BNC Plug to BNC Plug

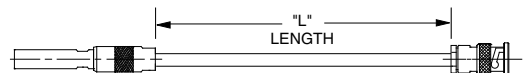
Wrench Crimp

- 50Ω BNC..... PCY-L-Z
- 75Ω BNC..... UPCY-L-Z



Cable Assembly Patch Plug to BNC Plug

- 50Ω RCA Plug Center Pin .070" to 50Ω BNC..... PCX-L-Z
- 50Ω RCA Plug Center Pin .070" to 75Ω BNC..... UPCX-L-Z
- 75Ω We Center Pin .090" to 50Ω BNC..... PCWX-L-Z
- 75Ω We Center Pin .090" to 75Ω BNC..... UPCWX-L-Z



Z = denotes impedance of connecting cable in ohms. L= denotes length in inches.

Patching Products / Custom Cable Assemblies

Custom Cable Assemblies

Trompeter has been producing high quality cable assemblies, and currently provides over 500,000 different configurations using a broad range of RF connectors and cable types. We stock a variety of components for camera, RGB, S-Video, Audio, and many other applications.

Capabilities

Trompeter can provide coax, twinax, and triax cable assemblies using any cable attached connector. This includes panel mount, data bus, multi-pin, D-Subs, SMA connectors, and patching products. Special marking (ID sleeves/tags, hot stamping, colored cable jacket, etc.) is available. Trompeter offers 24-48 hour turnaround on many standard products with full capabilities for sustained volume delivery. Deliveries can be adjusted to meet your specific needs.



Photo: Twinax/Triax connectors on ruggedized dual twinax/triax test cable (fire retardant cables).

Quality Assurance... ISO 9001 Registered

Trompeter's assemblies are 100% electrically tested for continuity, shorts, and Hi-Pot.

(VSWR, IR, Insertion / Return Loss test capabilities, SPC data available on request).

Request For Quote...

Please refer to the following guideline when requesting a quote:

1 Qty	2 Conn 1	3 Cable	4 Conn 2	5 Length	6 Special Requirements
12	UPL220	735A	PL11C	60"	Bend relief on Conn 1
	/	/	/	/	/
	/	/	/	/	/

- 1 Quantity.....Select quantity
- 2 Conn1 Select connector type from catalog
- 3 CableSelect cable from pages 74–91
- 4 Conn2 Select connector type from catalog
- 5 Length In inches
- 6 Write out any special marking, testing, bend relief, packaging, or other requirements.

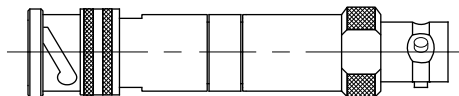
Example Shown: 60 inch coax cable assembly using AT&T 735A, BNC plug, and Mini-WECO patch plug with bend relief on BNC plug.

Patching Products / Adapters

Circuitry Schematics

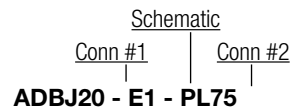
Custom Adapters Ordering Format

Adapters indexed with a designated number are **standard adapters**, refer to page 46 for identifications. Adapters index with a "•" are **custom adapters** and may be ordered using the example below. For adapters not referenced contact customer service.



Ordering Example:

Conn #1 **BJ20** Bnc Jack
 Schematic **E1** Circuit Code
 Conn # 2 **PL75** TRB Plug



Adapter Circuitry Schematics

Concentric Twinax/Triax to Concentric Twinax/Triax	2-Pin Twinax to 2-Pin Twinax	Coax 2-Pin Twinax	Coax to Concentric Twinax/Triax	2-Pin Twinax to Concentric Twinax/Triax	Coax to Coax
A1	C1	D1	E1	G1	K1
A2	C2	D2	E2	G2	K2
A3	C3	D3	E3	G3	K3
A4	C4	D4	E4	G4	
A5	C5	D5	E5		
A6	C6	D6			
A7	C7	D7			
A8		D8			
	● BLUE CENTER COND	● BLUE CENTER COND		● BLUE CENTER COND	

Coax/Twinax/Triax Adapters Continued...

		TRB										TRT				TWBNC			TWTNC							
		BJ77	BJ77FL	BJ77TL	BJ79	CJ70	CJ70FL	CJ70TL	PL74	PL75	PL75FL	BJ374	BJ377	BJ379	CJ370	PL375	BJ30	BJ39	CJ30	PL30	BJ330	BJ339	CJ330	PL330		
		F	F	F	F	F	F	F	M	M	M	F	F	F	F	M	F	F	F	M	F	F	F	M		
TRS	BJ154	F	B	I	*	*	*																			
	BJ154FL	F	B	I	*	*	*																			
	BJ157	F			*	*	*																			
	BJ157FL	F			*	*	*																			
	BJ159	F	B		*	*	*																			
	BJ159FL	F	B		*	*	*																			
	CJ150	F			*	*	*																			
	CJ150FL	F			*	*	*																			
	PL150	M			*	*	*																			
	PL153	M			*	*	*																			
PL155	M			*	*	*																				
PL155FL	M			*	*	*																				
TTM	BJ3154	F	B	I	*	*	*																			
	BJ3159	F	B		*	*	*																			
	CJ3150	F			*	*	*																			
	PL3155	M			*	*	*																			
TRB	BJ74	F	B	I	18	*	18	18	*	*	*	*	*	*	*	*	*	*	*	*	*	*	*	*	*	
	BJ74TL	B	B	I	*	*	39		39	*	*	*	*	*	*	*	*	*	*	*	*	*	*	*	*	
	BJ74FL	F	B	I	*	*	40	*	40	*	*	*	*	*	*	*	*	*	*	*	*	*	*	*	*	
	BJ77	F			3	*	34	3	*	*	*	*	*	*	*	*	*	*	*	*	*	*	*	*	*	
	BJ77TL	F				29	*	29	*	*	*	*	*	*	*	*	*	*	*	*	*	*	*	*	*	
	BJ77FL	F				28	*	28	*	*	*	*	*	*	*	*	*	*	*	*	*	*	*	*	*	
	BJ79	F	B		34	*	34	34	*	*	*	*	*	*	*	*	*	*	*	*	*	*	*	*	*	
	BJ79TL	F	B		*	*	35		35	*	*	*	*	*	*	*	*	*	*	*	*	*	*	*	*	
	BJ79FL	F	B		*	*	36	*	36	*	*	*	*	*	*	*	*	*	*	*	*	*	*	*	*	
	BJ79TLRG	F	B		*	*				*	*	*	*	*	*	*	*	*	*	*	*	*	*	*	*	
	CJ70	F			3	*	34	3																		
	CJ70TL	F			*	*	29		29	*	*	*	*	*	*	*	*	*	*	*	*	*	*	*	*	
	CJ70FL	F			*	*	28	*	28	*	*	*	*	*	*	*	*	*	*	*	*	*	*	*	*	
	PL71	M			*	*	*																			
	PL73	M			*	*	*																			
	PL74	M			*	*	*																			
PL75	M			*	*	*																				
PL75FL	M			*	*	*																				
TRT	PL375	M			*	*	*																			
	BJ374	F	B	I	*	*	*		25	25	25	25	*	*	*	*	*	*	*	*	*	*	*	*	*	
	*																									
	BJ377	F			*	*	*		25	12	26	12	*	*	*	*	*	*	*	*	*	*	*	*	*	
	BJ379	F	B		*	*	*		25	26	26	26	*	*	*	*	*	*	*	*	*	*	*	*	*	
BJ379RG	F	B		*	*	*																				
TWBNC	CJ370	F			*	*	*		25	12	26	12	*	*	*	*	*	*	*	*	*	*	*	*	*	
	BJ30	F			*	*	*									15	*	*	*	*	*	*	*	*	*	
	BJ39	F	B		*	*	*									15	15	15	*	*	*	*	*	*	*	
TWTNC	CJ30	F			*	*	*									15	*	*	*	*	*	*	*	*	*	
	PL30	M			*	*	*																			
	BJ330	F			*	*	*																			
TRC/TRN	BJ339	F	B		*	*	*																			
	PL330	M			*	*	*																			
	BJ89	F	B		*	*	*																			
	BJ89F	F	B		*	*	*																			
	BJ893	F	B		*	*	*																			
	BJ893F	F	B		*	*	*																			
	CJ80	F			*	*	*																			
	CJ380	F			*	*	*																			
	CJ803	F			*	*	*																			
	PL80	M			*	*	*																			
PL380	M			*	*	*																				
PL803	M			*	*	*																				
BJ389	F	B		*	*	*																				
PATCH	BJ389F	F	B		*	*	*																			
	J72D	F	B		67	*	67																			
	J150	F	B																							
	PL150	M																								

Adapters indexed with a designated number are standard adapters, use the table below to determine the part number. Adapters indexed with a “•” are custom adapters, see page 59.

Standard Adapters Identification numbers:

ID#	Part Number	ID#	Part Number
1	(U)AD28	41	BJ883
2	(U)AD48	42	BJ58FL
3	AD78 (Note 2)	43	BJ138
4	AD1	44	AD192
5	(U)AD95	45	AD1W
6	(U)AD195	46	ADH1
7	AD122	47	ADH1W
8	AD130	48	ADM1 (Note 8)
9	AD131	49	ADM2 (Note 8)
10	AD133	50	ADMW12 (Note 9)
11	(U)AD142	51	J11 (Note 9)
12	AD378	52	J11B (Note 9)
13	(U)AD2848	53	J152 (Note 11)
14	(U)BJ28	54	J152FL (Note 12)
15	BJ38 (Note 3)	55	J3152 (Note 13)
16	(U)BJ48	56	J3
17	BJ58	57	J3W
18	BJ73 (Note 2)	58	(Note 10)
19	BJ88	59	AD158FL
20	(U)BJ98	60	J3F
22	BJ158 (Note 4)	61	J3WF
23	BJ158FL (Note 5)	62	J5
24	BJ358	63	J5W
25	BJ373	64	(U)J9
26	BJ378	65	(U)J9W
27	(Note 1)	66	J8
28	AD78FL	67	J72
29	AD78TL	68	BJ3153
30	BJ24		
31	BJ3158 (Note 6)		
32	AD158		
33	AD3158		
34	BJ78		
35	BJ78TL		
36	BJ78FL		
37	BJ338		
38	BJ388 (Note 7)		
39	BJ73TL		
40	BJ73FL		

(U) = 75 ohm version available (Note) = See below

Standard Adapter notes:

Note:

1	Bulkhead Mounted BNC Side	(U)BJ4828
	Bulkhead Mounted TNC Side	(U)BJ2848
2	Polarization Table (Callcustomer service)	
3	Insulated Version	BJ33
4	Insulated Version	BJ153
5	Insulated Version	BJ153FL
7	Insulated Version	BJ383
8	50 Ohm Version Only	
9	75 Ohm Version Only	
	J308 50 Ohm TCM Jack Threaded	
10	Panel Mount J8D	
	J311 75 Ohm TCM Jack to J8D	
11	Threaded Panel Mount	J152
12	Threaded Panel Mount	J152FLFT
13	Threaded Panel Mount	J3152FT

Tools & Accessories

Cable Strippers

Powered Cable Stripper



This powerful, low-cost, portable hand-held (less than 2.25 lbs) cable stripper delivers, production quality performance, and gives you up to 250 strips per charge (7.2 V Ni-cad battery without memory effect). The replaceable, 3-level cutter head, is preset to strip your coax cable for Trompeter's 220 Series, Tool Crimp BNC connectors. The cutter head has adjustable depth cutter blades for precision tuning. Precision ground, tool steel blades (hardens to Rockwell 64) give you up to 15,000 strips! Rapid Charger/Reconditioner recharges your Ni-Cad in only 1.5 hours! Fast charge: 1.5 hrs/Recondition in 3.1 hrs.


Powered Cable Stripper Kits (1-year Warranty)

Includes: 1 Driver, 1 Ni-Cad Battery Pack, 1 Cutter Head, 1 Rapid Charger/Reconditioner Station, and 1 Carrying Case.

Cable Type Stripper/Cutter head

For RG-59
BCS/C24T3D
For 8281
BCS/C24T3U

Manual Cable Stripping Tools



Cable Cutting Tool

Designed to cut Coax cable without compressing dielectric or damaging center conductor.

Cutting Tool
700-0024

Cutter Head Guide

Cable Outside Diameter	2-Blade Cut	3-Blade Cut	D-Ring#
.070-.110	C24T2A	C24T3A	-D7
.160-.215	C24T2B	C24T3B	-D8
.190-.230	C24T2C	C24T3C	-D9
.235-.270	C24T2D	C24T3D	-DD8
.300-.430	C24T2E	C24T3E	
.110-.160	C24T2I	C24T3I	
.271-.305	C24T2U	C24T3U	

Important Note: The 3-level cutter heads included in the kits are set to the same stripping dimensions as our STC-F (see below) stripping cassette for Trompeter "Tool Crimp" BNC cable connectors.

Use 2-level cutter heads for Trompeter "Wrench Crimp" BNC cable connectors.

Additional Accessories

Extra Cutter heads

See guide above

DC Driver Battery: Requires cutter head from above

BCS

AC Driver and AC Base Unit: Requires cutter head from above

ACS

Rapid Charger/Reconditioner

BRCC

Ni-Cad Battery Pack

ABP-NSA

AC Power Converter

ACC-NSA

Manual Cable Stripping Tool

Tool (only) - Requires blade cassette listed

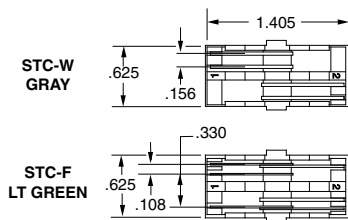
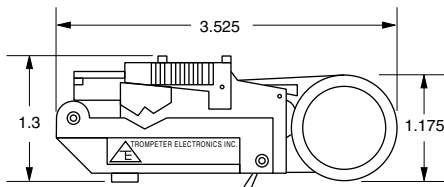
ST1

Cassette (For Tool Crimp BNC Connectors)

STC-F

Cassette (For Wrench Crimp BNC Connectors)

STC-W



Crimp Tools



8-Point Crimp Tool

75Ω Center Contact Pin (Handle Color)

BNC/PI11 Patch Plugs (Red/Blue)..... 010-0097

BNC Jack and plug (Blue)..... 010-0088

12-Point Crimp Tool

75Ω Center Contact Pin (Handle color)

BNC/TNC/PI11 Patch Plug

(Green/yellow)..... 010-0098

For crimp dies not listed or for special embossing, call customer service.

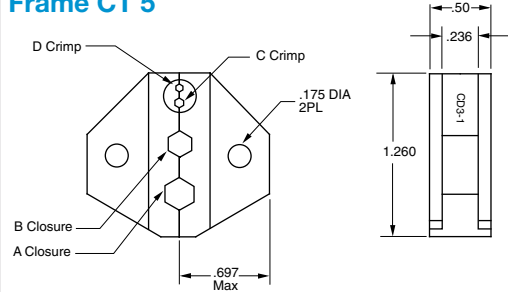
Outer Sleeve	A	Embosses	B	Embosses
CD3-1	.213	1A	.178	1B
CD3-19	.178	178	.255	255



Crimp Tool

Die not included, for crimp dies see below

Frame CT 5



Outer Sleeve	A	Embosses	B	Embosses
CD3-1	.213	1A	.178	1B
CD3-2	.324	2A	.255	2B
CD3-3	.344	3A	.290	3B
CD3-5	-	-	.197	5B
CD3-19	-	-		
CD3-21	.290	290	.255	255
CD3-22	.404	404	.068	-

For crimp dies not listed, call customer service.

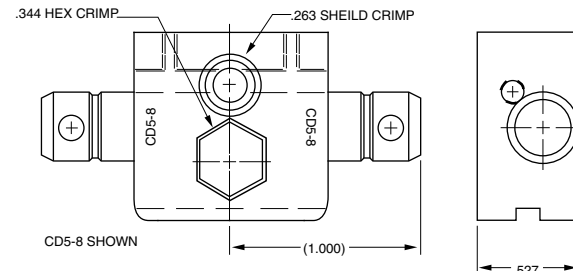


Twinax/Triax Crimp Tool

For Bushing/Shield

Crimp Tool Only..... M22520/5-01

Crimp Tool with Die..... M22520/5-01/CD5-#



For Standard and Miniature Twinax/Triax patching: 70 Series: TRB/TRT, 150 Series: TRS/TTM, 450 Series: 2-lug/3-lug/threaded connectors.

Connector Series	Cable Type	Cable Group #	Bushing/Shield Crimp Die	Center Contact Crimp Tool Part #	Center Contact Positioner Part #
70C	Twinax	201-225	CD5-8	M22520/1-01	010-0044 Pin (TP837) 010-0045 Socket (TP838)
PLR70C PLR155AC	Triax	301-309	CD5-10		
Small Body 150AC	Twinax	201-206, 208, 209, 217-223	CD5-9	M22520/2-01	010-0041
	Triax	301-304, 309	CD5-11		
Large Body 150AC	Twinax	207, 210, 211-216, 224-225	CD5-8	M22520/2-01	010-0043
	Triax	305-306, 308	CD5-13		
	Triax	307	CD5-10		
PL75MC	Twinax	201-225	CD5-14	M22520/2-01	010-0096
		226	CD5-15	M22520/2-01	
450AC	Twinax	201-206, 208, 209, 212, 217-223	CD5-9	M22520/2-01	010-0041
PLR450	Twinax	201-206, 208, 209, 212, 217-223	CD5-120	M22520/2-01	010-0041
SPC8P	Twinax	201-205, 217, 218, 221, 222	CD5-4	M22520/2-01	Daniels K709
SPC8S	Triax	301-303	CD5-7		

* Note: Dies imprint either cavity (A/B) or hex size onto crimp sleeve. Custom dies are available for special imprints.

Tools & Accessories

Cable Assembly Testers

Twinax/Triax Cable Assembly Tester



Twinax/Triax Cable Assembly Connector Test Set 010-0123-1

The Twinax/Triax Cable Assembly Tester is designed to test for opens, shorts, and cross wired connectors. The tester comes complete with terminators and testing instructions. This tool is designed to provide quick verification of TRB cable assemblies in the palm of your hands. The compact hand held unit measures 2 3/4" x 4 1/2" and provides versatility for testing connectors in the field. The unit comes in a soft zipper case which includes a 9v battery and terminators for standard TRB plugs. It can also be used for other connector families with an adapter, or short jumper cable when used with the proper termination.

- 3 Conductors which test for opens, shorts, and cross connects
- Concentric TRB Interface, which tests both Twinax and Triax
- Pass/Open/Short LED indicators
- Easy to follow testing instructions
- Complete with terminators, carrying case, and a 9V battery

BNC Coax Tester



Coax Cable Assembly Connector Test Set

75Ω BNC Plug..... 010-0133 75Ω
 MBNC Plug..... 010-0208

Mini-WECO Adapter (Continuity Only)

Sold Separately
 105-1885

Designed to test for the proper assembly of BNC plugs with coax cables. Tests for center contact pin height and continuity (short or open). The new BNC tester is the same size as the twinax/triax tester but exclusively tests only BNC plugs. Mini-WECO continuity test adapter now available (sold separately).

- Compact design
- Pass/Open/Short LED indicators
- One test required for testing remote cable runs
- Easy to follow instructions
- Complete with terminators, case, and 9V battery
- On/Off switch

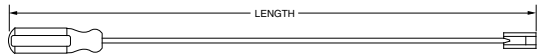
Tool Kit & Bulk Packaging

Tool Kits



Tool Kit Part Number	Pin Height Indicator	Crimp Tool 8-Point Indentor	Crimp Tool 12-Point Indentor	BNC/Mini-WE-Co Electrical Gauge	Crimp Die	Center Contact Gauge
TK4NL-1	UPLCG-1	010-0097	Not Included	Not Included	CD3-19	Not Included
TK4NL-1A	UPLCG-1	010-0097	Not Included	Not Included	CD3-19	Not Included
TK4NL-2	UPLCG-1	Not Included	010-0098	Not Included	CD3-19	Not Included
TK4NL-3	UPLCG-1	010-0097	010-0098	Not Included	CD3-19	Not Included
TK4NL-4	Not Included	010-0097	Not Included	010-0108	CD3-19	Not Included
TK4NL-5	Not Included	Not Included	010-0080	010-0108	CD3-19	010-0101

All Tool Kits Include: Case, [BCS Cable Stripper](#) with BCS Cutter heads (one [C24T3D](#) and one [C24T3I](#)), Cable Cutter (part number [700-0024](#)), and Ergonomic Crimp Tool w/long handle [CT4L](#) with Crimp Die [CD3-19](#) embosses the die cavity size on the crimp sleeve either .178 or .255. Contact customer service for custom tool kits.



BNC/TRB Cable Plug

	Type	Length
RT1XL	straight	22.00"
RT1L	straight	12.00"
RTR-1L	right angle	12.00"
RTR-1XL	right angle	22.00"
RT1S	straight	6.00"
RT1SS	straight	3.75"
RTC-1L (insulated)	straight	12.00"

TPS, TCM, TRS, TTM, MBNC

	Type	Length
RT4L	straight	12.00"
RT4S	straight	6.00"
RTC-4L (insulated)	straight	12.00"

BNC Coax Assembly Training Video

Trompetter has produced a video which outlines the major features of our BNC design, describes the tools for reliable installation, and gives step-by-step assembly instructions. The BNC Assembly Video CD is available at [no cost](#) to Trompetter Customers.

For additional information or for a free demonstration, contact your local Sales Representative log on to our web site at [belfuse.com/cinch](#) and locate the rep nearest you.



BNC Bulk Packaging

Bulk packaging for UPL220 Series BNC plugs ... Trompetter offers Tool Crimp BNC's bulk packed in convenient vacuum-formed plastic trays. Bulk packaging is perfect for OEM and high-volume, on-site installations.

Includes:

- (50) Body Assemblies
- (51) Crimp Sleeves
- (52) Center Contact Pins
- Assembly Instructions

Example: **UPL220-026/T50**

BNC part number, Vacuum Tray part number

For cable groups see pages 78-120. (Not available for cable groups -017)

Appendix

Trompeter Cable Specifications

Trompeter cables are manufactured to the listed specifications and offer optimum flexibility, shielding, and performance. Cables with stranded center conductors have greater flexibility and are recommended for short runs at low frequency where constant cable movement might fatigue a single copper-weld center conductor. Trompeter's **M17/176-00002** and **TWAC-78-1F2** are 200°C, Hi-Temp Cables for MIL-STD-1553B data bus applications. Dielectric and fillers made of PTFE (Teflon™) and outer jackets are PFA (Perfluoroalkoxy). All dimensions are in inches. All values without tolerances are *nominal* unless otherwise stated. **TWCH-78-2** has jacket constructed of *flame retardant halogen free polyolefin* with temperature range of -30°C to +80°C.

TWCP = Twinax Plenum Cable

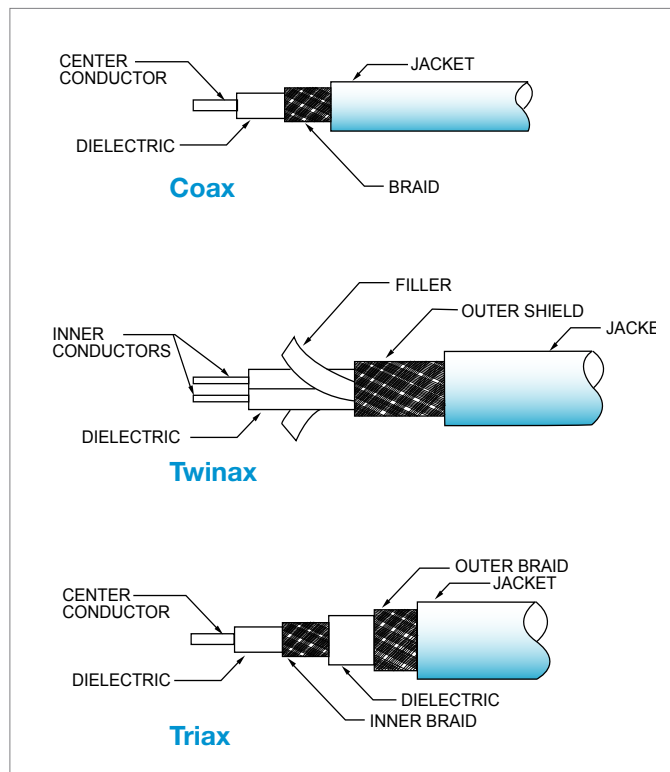
TWCH = Twinax Blue Flame Retardant Halogen Free Polyolefin Cable

TRCH = Triax Yellow Flame Retardant Halogen Free Polyolefin Cable

Coax Cable Specs

Cable Designation	TCC-50-2	TCC-75-2	RG62 A/U
Impedance (Ohms)	50±2	75±3	93±5
Nominal outer dia.	0.195	0.242	0.242
PVC outer	Green	Violet	Black
Braid outer dia.	0.150 Max	0.191 Max	0.191 Max
Braid AWG#/Mat'l	36/Tinned Cu	34/Bare Cu	34/Bare Cu
Dielectric outer dia.	0.116	0.146	0.146
Dielectric mat'l	Solid PE	Foamed PE	PE
Conductor outer dia.	0.0355	0.031	0.0253
Conductor strands/Mat'l	19/.0071 Tinned Cu	7/.010 Tinned Cu	Solid/CCS
Operating temperature range	-40°C to 90°C	-40°C to 85°C	-40°C to 80°C
Minimum bend radius	1.00	1.00	
Max. Opr. VAC (RMS)	1.4 KV	800 V	750 V
Capacitance pf/ft (Max)	30.8	17.3	14.5
Cond. Loop Res. (Ohms/M ft.)		17.6	
Atten. dB/100 ft:			
1 MHz	0.380	0.335	0.250
10 MHz	1.400	1.070	0.900
50 MHz	3.40	2.40	1.90
100 MHz	4.90	3.40	2.80
200 MHz	7.30	4.85	3.70
400 MHz		9.00	5.20
1 GHz	28.80	12.00	8.50
3 GHz		30.00	
Shielded Coverage	93%	93%	94.3% Min

Exploded Detail of Coax, Twinax, & Triax Cable



For high temperature cables, see chart on the next page.

Trompeter Cable Specifications

Twinox/Triax Cable Specs

Cable Designation	Twinox						Triax			
	TWC-78-1	TWC-78-2	High Temperature:			TWC-124-2	TRC-50-1	TRC-50-2	TRC-75-1	TRC-75-2
			M17/176-00002	TWAC-78-1F2	TWC-124-1A					
Impedance (Ohms)	78±3	78±3	77±7	77±7	124±4	124±4	50±2	50±2	75±5	75±5
Nominal outer dia.	0.150	0.242	0.129	0.095	0.150	0.245	0.156	0.245	0.189	0.245
Outer braid dia.	0.108	0.195 Max	0.102	0.070	0.105	0.195 Max	0.121	0.210 Max	0.150	0.205
Core outer dia.	0.085	0.154	0.084	0.052	0.085	0.162				
Dielectric outer dia.	0.043	0.076	0.042	0.026	0.043	0.080	0.047	0.116	0.073	0.116
Inner braid outer dia.							0.069 Max	0.146 Max	0.093	0.146 Max
Inner jacket outer dia.							0.101	0.175	0.130	0.175
Conductor outer dia.	.022	0.0370	0.0230 Min.	0.0149	0.0120	0.0220	0.0150	0.0370	0.0120	.0185
Operating temperature Range	-40°C to 80°C	-40°C to 80°C	-55°C to 200°C	-55°C to 200°C	-40°C to 80°C	-40°C to 80°C	-40°C to 75°C	-40°C to 80°C	-40°C to 80°C	-40°C to 80°C
Minimum bend radius (in.)	1.50 Max	1.25	1.50	1.25	1.50	1.25	0.75	1.25	1.00	1.25
Max. Opr. VDC	0.6 KV Max	2.0 KV			0.6 KV	2.0 KV	2.0 KV	6.0 KV	2.0 KV	6.0 KV Max
Max. Opr. VAC (RMS)	0.3 KV Max	1.0 KV	750 KV Max	250	0.3 KV	1.0 KV	1.0 KV	2.0 KV	1.0 KV	2.0 KV Max
Capacitance pf/ft. (Max)	20.30 Max (2)	21.20 (3)	24.00	23.00	12.40	12.30 (3)	29.50	32.00 (1)	20.00	20.50 (1)
Cond. loop res. (Ohms/M ft.)	179 Max	19.00 Max	48.00	146.00	570.60	56.80 Max				
Atten. dB/100 ft.:										
1 MHz	2.000	0.700	1.400	2.000	3.250	0.540	2.800	0.500	0.900	0.480
3 MHz	3.000	1.100	2.100		4.400	0.920	3.100	0.800	1.300	0.880
4 MHz	3.500	1.400	2.400		4.800	1.060	3.300	0.900	1.500	1.010
5 MHz	4.000	1.550	2.800		5.200	1.180	3.400	1.100	1.700	1.100
7 MHz	4.500	1.800	3.500		5.600	1.400	3.700	1.300	1.900	1.300
10 MHz	5.300	2.200	4.50 Max	6.500	5.900	1.650	4.100	1.500	2.400	1.500
20 MHz	7.50	3.10			8.30	2.30	5.50	2.30	3.60	2.30
30 MHz	9.20	3.90			10.20	2.80	7.00	2.90	4.50	2.90
40 MHz	10.60	4.50			11.80	3.20	7.50	3.40	5.40	3.30
50 MHz	11.90	5.10			13.20	3.60	9.10	3.90	6.10	3.60
100 MHz	16.80	7.50			18.70	5.10	14.00	5.80	9.70	5.20
200 MHz	23.70	10.50			26.40	7.20	22.00	8.80	16.50	7.60
500 MHz	37.50	16.00			41.70	11.40	40.00	15.30	28.50	10.80
700 MHz	44.30	18.60			49.40	13.50	50.00	18.00	36.00	14.70
1 GHz	53.00	22.50			59.00	16.20	63.00	23.00	45.00	17.60
Shielded coverage	93%	93%	93.3%	90% Min.	93%	93%	93% Min.	93%	93% Min.	93%
Twist per ft.	8.00	4.00	11-14	16.00	8.00	4.00				

Appendix

Twinax/Triax: Plenum/Halogen Free Cable Specs

Cable Designation	Twinax						Triax
	TWCP-78-1	TWCP-78-2	TWCH-78-2	TWCP-124-2	TWCP-124-3	TWCP-124-5	TRCH-50-2
Description	Plenum	Plenum	Halogen Free	Plenum	Plenum	Plenum	Halogen Free
Impedance (Ohms)	78±3	78±3	78±3	124±4	124±4	124±5	50±2
Nominal outer dia.	0.150	0.242	0.242	0.245	0.205	0.325	0.245
Outer braid dia.	0.102	0.165	0.195	0.183	0.183	0.295	0.210
Core outer dia.			0.154	0.163			
Dielectric outer dia.	0.041	0.072	.076	0.080	0.062	0.134	0.116
Inner braid outer dia.						0.043	0.146
Inner jacket outer dia.							0.175
Conductor outer dia.	0.021	0.037	0.037	0.024	0.024	0.048	0.037
Operating temperature range	+125°C	+125°C	-30°C to +80°C	+125°C	-10°C to +75°C	-10°C to +125°C	-30°C to +80°C
Minimum bend radius (in/ft.)	1.50	2.50	1.25	2.5	2.0	3.25	1.25
Max. Opr. VDC			2KV		2500	2500	6 KV
Max. Opr. VAC (RMS)			1KV	1KV	1800	1800	2 KV
Capacitance pf/ft. (Max)	19.6 (3)	18.6(3)	21.2(3)	11.5	12.0(3)	11.0(3)	
Cond. loop res. (Ohms/M ft.)			19.0	47.0	28.4	6.5(3)	10.5
Atten. dB/100 ft.:							
1 MHz	2.00	.60	0.70	.50	0.60	.30	0.50
3 MHz	3.00	1.00	1.10	.85	0.90	.47	0.80
4 MHz	3.50	1.20	1.40		1.10	.64	0.90
5 MHz	4.00	1.40	1.55	1.10	1.20	.69	1.10
7 MHz	4.50	1.60	1.80	1.30	1.40	.79	1.30
10 MHz	5.30	2.00	2.20	1.60	1.60	.94	1.50
20 MHz	7.50	2.80	3.10	2.30	2.20	1.20	2.30
30 MHz	9.20	3.50	3.90		2.80	1.50	2.90
40 MHz	10.60	4.10	4.50		3.20	1.70	3.40
50 MHz	11.90	4.60	5.10	3.70	3.60	2.00	3.90
100 MHz	16.80	6.90	7.50	5.30	5.20	3.00	5.80
200 MHz	23.70	9.90	10.50		7.20	4.50	8.80
500 MHz	37.50	15.40	16.00		11.40	7.00	15.30
700 MHz	44.30	18.30	18.60		13.50	8.40	18.00
1 GHz	53.00	21.80	22.50		16.20	11.00	23.00
Shielded coverage	97%	95%	93%	93%	93%	93%	93%
Twist per ft.	8.0	4.0	4.0	4.0	6.0	6.0	

Notes:

(1) = Center Conductor to Inner Braid

(2) = Conductor to Shield

(3) = Conductor to Conductor

Appendix

Connector Compatibility Tables

Twinax/Triax Wrench/Tool Crimp Connectors

Twinax/Triax Wrench Crimp Connectors

Wrench Crimp Cable Groups

Connector	201	202	203	204	205	206	207	208	209	210	211	212	213	214	215	216	217	218	219	220	221	222	223	224	225	301	302	303	305	306	307	308	309		
BJ154AC																																			
BJ154ACFL																																			
BJ159AC																																			
BJ159ACFL																																			
CJ150AC(FL)																																			
BJ3154AC																																			
BJ3159AC																																			
CJ3150AC																																			
CJ70C(TL)(FL)																																			
CJ370C																																			
BJ74C(TL)(FL)																																			
BJ374C																																			
BJ79C(TL)(FL)																																			
BJ379C																																			
PL73C																																			
PL74C																																			
PL75C																																			
PL75CFL																																			
PL153AC																																			
PL155AC																																			
PL155ACFL																																			
PL375C																																			
PLR375C																																			
PL3155AC																																			
PLR74C																																			
PLR75CFL																																			
PLR75C																																			
PLR155AC(FL)																																			
PLR3155AC(FL)																																			
SPC8P																																			
SPC8S																																			
BJ459AC/GROUP																																			
CJ450AC/GROUP																																			
PL455AC/GROUP																																			
PLR455AC/GROUP																																			

Select your connector and read across to find available cable group numbers.

☐ = Available, ■ = Not Available

Trompeter General Material/Finish Specifications

TFS-1: Finish Specifications

TFS-1A
 .0001-.0003 max thk Bright Nickel per QQ-N-290, Class1, Form SB (over)
 .000080-.000150 thk Bright Copper per MIL-C-14550 (over) .0005 max Electroless Nickel per AMS-2404C, Class 1 (On Aluminum Only)

TFS-1B
 .00020-.00030 thk Bright Gold2 per MIL-G-45204, Type II, Grade C, Class3 (over)
 .000050-.000180 thk Bright Nickel3 per QQ-N-290, Class1 (over)
 .000080-.000150 thk Bright Copper3 per MIL-C-14550

TFS-1D
 .0001min-.000120 max thk Electroless Nickel per AMS 2404C (over)
 .000080 min-.000150 max thk Bright Copper per MIL-C-14550

TFS-1E
 .0002 min-.0003 max thk Bright Electro Tin per MIL-T-10727, Type 1 and solder test per Para. 4.6.3.1

TFS-1M*
 .00020 min-.000300 max thk Silver per QQ-S-365, Type II (Semi-bright) Grade A (Chromate post treatment)
 (over) .000080 min-.000150 max thk Bright Copper per MIL-C-14550

TFS-1T*
 .000050-.000100 Bright Tin per MIL-T-10727, Type I (Electro Deposited)
 (over) .000150-.00020 Sulfamate Nickel per MIL-P-27418
 (over) .00010-.000150 Copper per MIL-C-14550, Class 4

TFS-1U*
 .00020-.00030 thk Sulfamate Nickel per MIL-P-27418
 (over) .000080-.000150 max thk Copper per MIL-C-14550

TFS-1V*
 .000200-.000300 max thk Silver per QQ-S-365, Type I (Matte), Grade A (over)
 .000050-.000180 max thk Sulfamate Nickel per MIL-P-27418, (over)
 .000080 min-.000150 max thk Bright Copper per MIL-C-14550

Trompeter Finish Specification -1 (TFS-1) Notes:

- (2) Bright Gold plate on all connector center contacts, pins, sockets, shall be .000050 min - .000070 max thk, Class 1
- (3) Thickness is in accordance with MIL-G-45204B, Para 6.3 "Strikes and Underplating"
- (4) Copper Alloy articles on which a nickel undercoat is not used shall not be used for continuous service at temperatures above 149°C (300°F) QQ-S-365, Para. 3.3.5.
- (5) For use on Brass and Beryllium Copper body (shell) and accessory components when 500 hour salt spray test is specified. (For test conditions, refer to MIL-C-38999, Para. 3.16 and 4.7.12.2, [Method 1001.1 of MIL-STD-1344])
- (6) Plating thickness variations, critical and noncritical areas must be plated to within specified lower limits, except where surfaces cannot be contacted by A .75 inch dia ball, noncritical areas total plating thickness may exceed the specified upper limits by .000150 maximum.

Materials	Alloy or Type	FED/MIL Spec.	Usage
ABS	Moldings Type 2	MIL-STD-1803 L-P-1883B	Looping plug handles, lock pins
Acetal	Dupont Delrin	L-P-392	Insulators, cases, bushings
Aluminum	2024-T351	QQ-A255/6	Backbars, cases
	6061-T6	QQ-A200/8	Stiffener bars
	6061-T6	QQ-A250/11	Patch panels
	6061-T6511	QQ-A200/8	Backbars, cases
Beryllium Copper	17200 (Bar)	ASTM-B-194	Contact & crescent springs
	17300 (Flat)	ASTM-B-196 & 197	Contact sockets, fingersprings, washers
Brass	C26000	ASTM-B-36	Ground lugs, washers
	C36000	ASTM-B-16	Connector bodies, coupling sleeves, clamp nuts, hex mtg, nuts, ctr. contact pins, cases
Dupont Acetal Resin #500TL	Homopolymer General Purpose w/ 1.5% Teflon Micropowder		Moldings
Fluorinated Ethylene Propylene	(FEP)	ASTM-D-2116	Insulators
Hylton	MFA Grade 640		Alternate material dielectric
Loctite	495 (Zinc Iridite per ASTM-B633)	QQ-2-325 Type 2 Class 2 Finish	
Nylon	6/6 or 6/12	L-P-410A	Insulating bushings
Perfluoroalkoxy	(PFA)	ASTM-D-3307	Cable jackets
Phenolic	XXX	L-P-513 PBE	Patch panels, backbars
Phosphor Bronze	Alloy 544	ASTM-B-139	Contact springs, lockwashers
Polytetrafluoroethylene	(PTFE)	ASTM-D-1710	Dielectrics, insulators
Polyvinylidene Fluoride		MIL-I-23053/8	Sealing Sleeves
Rubber	Silicone	ZZ-R-765	Gaskets, O-rings, sealing members
Solder	Sn60, 62, 63, or 96	QQ-S-571	
Steel	C1010-1018	QQ-S-636	MPN cases
	Music Wire	ASTM-A228 SAE J178	Tension springs
Steel CRS	Type 17-4PH	AMS-5643 Tubing	
Corrosion Resistant Steel	303	QQ-S-763	Connector bodies, coupling sleeves, hex mtg, nuts
	302	QQ-S-766	Designation strips
	301	ASTM-484, A582	
Thermo-plastic Polyester	Glass Filled	MIL-M-24519	Heat resistant molded insulators
Vinyl	Clear Rigid-Self ext.	ASTM-D-635	Designation strip window
	Opaque Rigid-Self ext.	ASTM-D-635	Designation strip marking strip
Zinc	Alloy #3	ASTM-B-240/B-86	Selected non-functional parts

TFS = Trompeter Finish Specifications

Frequency Range	Connectors					Patching		
	BNC	TNC	70 Series	150 Series	450 Series	WE Standard	WE Miniature	RCA Standard
	0-4 GHz	0-11 GHz	0-500 MHz	0-500 MHz	0-2 MHz	0-1 GHz	0-1 GHz	0-200 MHz
VSWR	1.30 Max.		Not Rated			1.04 @ 75 MHz	1.06 Max.	1.05 @ 50 MHz
						1.12 @ 100 MHz		1.09 @ 100 MHz
						1.18 @ 500 MHz		1.33 @ 500 MHz
Voltage Rating	500 VRMS @ Sea Level	500 VRMS @ Sea Level	400 VRMS @ Sea Level	250 VRMS @ Sea Level	150 VRMS @ Sea Level	500 VRMS @ Sea Level	250 VRMS @ Sea Level	500 VRMS @ Sea Level
	125 VRMS @ 70,000 ft.	125 VRMS @ 70,000 ft.	100 VRMS @ 70,000 ft.	62.5 VRMS @ 70,000 ft.	Not Rated	Not Rated		
Temperature Range	-65°C to 165°C			-65°C to 200°C	-65°C to 165°C	-65°C to 165°C		

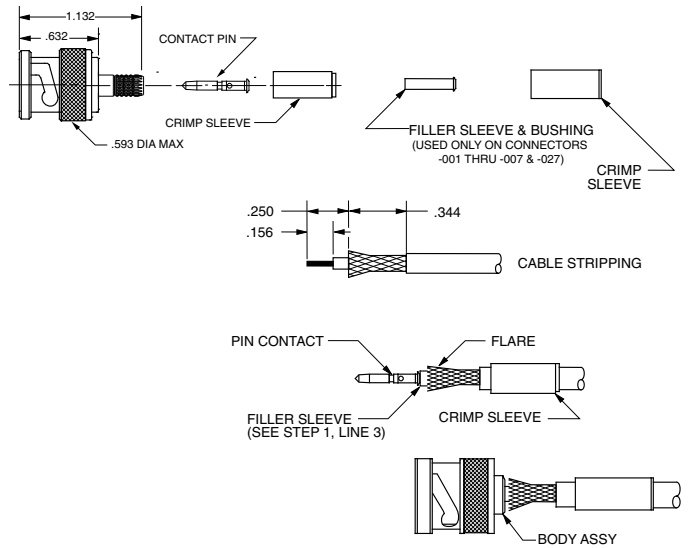
Appendix

BNC Tool/Wrench Crimp Assembly Illustrations

BNC Coax Tool Crimp Assembly Illustration

Step 1

1. Place crimp sleeve onto cable with the step located away from the cut end as shown.
2. Strip cable as shown and flare braid.
3. On connectors with cable group number -001 thru -007, and -027 only, slide filler sleeve fully under braid, then bushing under cable dielectric.
4. Crimp contact pin in position shown.



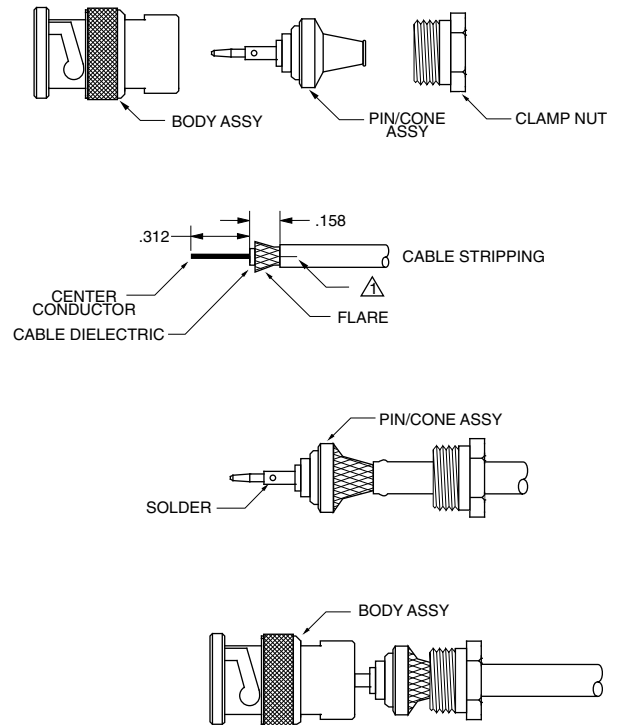
Step 2

1. Push cable assembly into the body until the contact pin snaps into place.
2. Slide crimp sleeve forward over braid, up against the body assembly and crimp in place.

BNC Coax Wrench Crimp Assembly Illustration

Step 1

1. Place clamp nut onto cable.
2. Strip cable as shown and flare braid to allow free entry of cone (Lateral slits 180° apart may be required for very inflexible jacket materials).
3. Lightly tin center conductor (optional).



Step 2

1. Push edge of cone between cable dielectric and braid (or foil and braid, if foil is present, and cone I.D. will accept it). Continue to push cable into cone until cable dielectric bottoms against cone dielectric. Center conductor should be visible in pin inspection hole.

2. Solder center conductor into pin.

Step 3

1. Bring clamp nut up onto tapered portion of cable.
2. Assemble body and engage with clamp nut.
3. Wrench tighten to 25-30 inch-pounds torque.

Notes: For illustration purposes only. Not intended to replace actual installation instructions.

Cable Group Table Notes

If your cable group is not listed, contact customer service for assistance.

Trompeter provides cable connectors with configurations designed to provide tough, durable terminations on specific cables. Cable connector part numbers reference a specific cable group number for a specific cable type, model, and/or manufacturer. This *ensures* that the connector fits your cable and provides the toughest termination available in the industry.

If you know the part number and manufacturer of your cable, you can locate the cable's assigned cable group number using the cable group table in the following pages.

If you have a Trompeter connector, you can determine the cable group number by the last hyphenated suffix, (usually 1 to 3 digits).

Example: UPL220-026 = cable group number -026

Note: All dimensions in the proceeding Cable Group Table are in thousandths of an inch.

If you cannot satisfy your connector requirements with the standard cable group number, or have a special requirement, contact your local Trompeter representative listed on the back inside cover of this catalog, or you can visit our website at belfuse.com/cinch to find the sales rep nearest you. Contact customer service for more information.

Note: Cables of the same type and specification may vary from manufacturer to manufacturer. Always verify the cable group number for your connector type and manufacturer.

The symbol - after the part numbers listed in this catalog indicates that you should refer to the table cable group table in the proceeding pages.

Wrench style = Wrench Crimp

Crimp style = Tool Crimp

Cable Group Table

CABLE MANUFACTURER	CABLE NUMBER	CABLE TYPE	WRENCH STYLE	CRIMP STYLE	JACKET SIZE	CONDUCTOR	IMPEDANCE
ALCATEL	0960 WL	COAX	_	-004	0.093	0.011	75
ALCATEL	ASNE 0690 WL	COAX	_	-004	0.093	0.011	75
ALCATEL	CDE 003	TWINAX	*	-204	0.140	0.024	77
ALPHA	8620	COAX	-41	-020	0.270	0.041	75
ALPHA	9059	COAX	-2	-013	0.242	0.026	75
ALPHA	9102	COAX	*	-023	0.212	0.032	75
ALPHA	9108	TWINAX	-55	*	0.210	0.038	78
ALPHA	9109	TWINAX	_	-213	0.252	0.037	100
ALPHA	9158	COAX	-21	*	0.165	0.035	53
ALPHA	9174	COAX	-5	-003	0.100	0.021	50
ALPHA	9316	COAX	-5	-003	0.098	0.021	50
ALPHA	9807	COAX	-51	-016	0.304	0.032	75
ALPHA	9817	TWINAX	-8	_	0.327	0.038	100
ALPHA	9830	COAX	-2	-013	0.242	0.025	75
ALPHA	9840	COAX	-2	-013	0.240	0.025	80
ALPHA	9847	COAX	_	-053	0.405	0.064	75
ALPHA	9850	TRIAx	-13	TOO LARGE	0.314	0.032	75
ALPHA	9858	COAX	-1	-011	0.193	0.036	50
ALPHA	2834/2	TWINAX	-45	_	0.137	0.032	600V
ALPHA	9058C	COAX	-1	-011	0.194	0.038	50
ALPHA	9179B	COAX	-5	-004	0.101	0.012	75
ALPHA	9180B	COAX	-4	*	0.140	0.038	95
ALPHA	9187A	COAX	-36	-004	0.105	0.010	75
ALPHA	9196A	COAX	-44	-1	0.070	0.011	50
ALPHA	9804C	COAX	-41	-020	0.275	0.040	75
ALPHA	9814C	TWINAX	*	-213	0.244	0.038	75
ALPHA	9818C	TWINAX	-8	_	0.330	0.037	100
ALPHA	9825C	COAX	-6A	_	0.400	0.064	75
ALPHA	9861C	COAX	-1	-011	0.192	0.038	_
ALPHA	9871F	COAX	*	-011	0.182	0.037	50
ALPHA WIRE	2821/2	TWINAX	-27	_	0.138	0.024	600V
AMPHENOL	82-5588	TWINAX	-8	_	0.330	00.39	_
AMPHENOL CNDA	21-1060	COAX	-6	-016	_	_	_
AT&T (LUCENT)	733	COAX	_	-027	_	_	75
AT&T (LUCENT)	1735A	COAX	_	-026	0.128	0.016	75
AT&T (LUCENT)	2735A	COAX	-22	-026	0.140	0.015	75
AT&T (LUCENT)	734D	COAX	-63	-025	0.236	0.031	75
AT&T (LUCENT)	735A	COAX	*	-026	0.125	0.016	75
AT&T (LUCENT)	NSI 4609 805 13019	COAX	-37	*	0.166	0.016	_
AT&T (LUCENT)	724	COAX	-6	-016	0.304	0.033	_
AT&T (LUCENT)	728	COAX	-6	-016	0.304	0.033	75
AT&T (LUCENT)	731	COAX	-2	-015	0.248	0.023	75
AT&T (LUCENT)	730A	COAX	-2B	-015	0.255	0.025	
AT&T (LUCENT)	734A	COAX	-63	-025	0.236	0.031	75
AT&T (LUCENT)	KS-19224L2	COAX	-31	*	0.116	0.011	_
AT&T (W.E.CO)	16PEVL	TWINAX	-12	_	0.460	0.051	_
AT&T (W.E.CO)	754E	TWINAX	-10	_	0.420	0.040	_
AT&T (W.E.CO)	760A	TWINAX	-11	TOO LARGE	0.308	0.025	_
AT&T (W.E.CO)	761A	TWINAX	-30		0.215	0.021	_
BELDEN	8208	TWINAX	-25	_	0.257	0.047	300V
BELDEN	8212	COAX	-2	-014	0.242	0.032	75
BELDEN	8213	COAX	-6A	-053	0.405	0.064	75
BELDEN	8215	COAX	-6E	-017	0.332	0.028	75
BELDEN	8216	COAX	-5	-003	0.103	0.020	50

Note: * = Special contact customer service
For a complete listing please refer to the online catalog.

CABLE MANUFACTURER	CABLE NUMBER	CABLE TYPE	WRENCH STYLE	CRIMP STYLE	JACKET SIZE	CONDUCTOR	IMPEDANCE
BELDEN	8218	COAX	-22	-009	0.150	0.017	75
BELDEN	8219	COAX	-1	-011	0.195	0.037	52
BELDEN	8221	COAX	-2	-013	0.242	0.025	80
BELDEN	8227	TWINAX	-8	_	0.330	0.039	_
BELDEN	8232	TRIAx	-13A	TOO LARGE	0.312	0.032	75
BELDEN	8233	TRIAx	-14	_	0.475	0.064	75
BELDEN	8237	COAX	-6A	_	0.405	0.085	50
BELDEN	8238	COAX	-6A	_	0.405	0.048	75
BELDEN	8240	COAX	-1	-021	0.195	0.032	51.5
BELDEN	8241	COAX	-2	-013	0.242	0.025	75
BELDEN	8259	COAX	-1	-011	0.195	0.040	50
BELDEN	8261	COAX	-6A	_	0.405	0.049	75
BELDEN	8262	COAX	-1	-011	0.192	0.038	50
BELDEN	8263	COAX	-2	-013	0.242	0.023	75
BELDEN	8267	COAX	-6A	_	0.405	0.086	50
BELDEN	8268	COAX	-6B	TOO LARGE	0.425	0.089	50
BELDEN	8279	COAX	-2A	-022	0.220	0.025	75
BELDEN	8281	COAX	-6	-016	0.307	0.030	75
BELDEN	8422	TWINAX	-9	_	0.231	0.025	1000V
BELDEN	8441	TWP	30	_	0.210	0.025	300V
BELDEN	8450	TWINAX	-27	_	0.121	0.025	200V
BELDEN	8451	TWINAX	-23	-210	0.140	0.031	300V
BELDEN	9011	COAX	-6A	-053	0.405	0.064	75
BELDEN	9054	COAX	-2	-014	0.242	0.032	75
BELDEN	9060	COAX	-41	*	0.284	0.040	75
BELDEN	9064	COAX	-6A	_	0.400	0.064	75
BELDEN	9066	COAX	-41	-020	0.275	0.041	75
BELDEN	9068	COAX	-22	-009	0.146	0.016	75
BELDEN	9100	COAX	-2	-014	0.237	0.032	75
BELDEN	9104	COAX	-2A	*	0.243	0.032	75
BELDEN	9108	COAX	*	-014	0.237	0.032	75
BELDEN	9110	COAX	-2	-014	0.242	0.032	75
BELDEN	9112	COAX	-2	_	0.242	0.032	_
BELDEN	9114	COAX	-41	-020	0.270	0.040	75
BELDEN	9116	COAX	-41	-020	0.278	0.038	75
BELDEN	9141	COAX	-6	-016	0.304	0.033	75
BELDEN	9146	COAX	4	_	_	_	_
BELDEN	9165	COAX	-2	-013A	0.242	0.030	75
BELDEN	9167	COAX	-2	-014	0.243	0.032	75
BELDEN	9168	COAX	-41	-020	0.275	0.040	75
BELDEN	9169	COAX	-2B	-015	0.249	0.025	93
BELDEN	9170	COAX	-4	*	0.140	0.022	75
BELDEN	9171	COAX	-2	-013A	0.242	0.030	75
BELDEN	9201	COAX	-1	-021	0.193	0.033	52
BELDEN	9203	COAX	-1	-021	0.195	0.035	50
BELDEN	9204	COAX	_	-013	0.241	0.025	75
BELDEN	9207	TWINAX	-8	_	0.330	0.039	100
BELDEN	9209	COAX	-63	-019	0.226	0.022	75
BELDEN	9212	COAX	-6A	_	0.405	0.048	75
BELDEN	9221	COAX	-5	-004	0.102	0.012	75
BELDEN	9222	TRIAx	-7	-306	0.239	0.040	50
BELDEN	9223	COAX	-1	*	0.195	0.030	50
BELDEN	9228	COAX	-2	-013	0.242	0.025	93
BELDEN	9231	COAX	-6	-016	0.304	0.032	75

Note: * = Special contact customer service
 For a complete listing please refer to the online catalog.

Cable Group Table

CABLE MANUFACTURER	CABLE NUMBER	CABLE TYPE	WRENCH STYLE	CRIMP STYLE	JACKET SIZE	CONDUCTOR	IMPEDANCE
BELDEN	9239	COAX	-5	-003	0.104	0.019	50
BELDEN	9240	COAX	-2	-014	0.241	0.032	75
BELDEN	9243	COAX	-2	-014	0.242	0.032	—
BELDEN	9244	COAX	-2	-013	0.242	0.025	73
BELDEN	9248	COAX	-41	-020	0.270	0.036	75
BELDEN	9250	TWINAX	-10	—	0.420	0.046	95
BELDEN	9251	COAX	-6A	—	0.405	0.085	52
BELDEN	9252	COAX	*	-010	0.160	0.030	50
BELDEN	9254	COAX	-22	-009	0.142	0.019	75
BELDEN	9259	COAX	-2A	-023	0.234	0.030	75
BELDEN	9265	COAX	-2	-014	0.242	0.031	75
BELDEN	9266	COAX	-2	-013A	0.245	0.031	—
BELDEN	9268	COAX	*	-018	0.260	0.025	93
BELDEN	9272	TWINAX	-9	-213	0.242	0.037	78
BELDEN	9273	COAX	-3	-012	0.216	0.035	50
BELDEN	9274	COAX	-2	-014	0.242	0.032	75
BELDEN	9275	COAX	-2	-14	0.242	0.032	75
BELDEN	9284	COAX	-41	-020	0.275	0.040	—
BELDEN	9291	COAX	-2	-013	0.242	0.025	80
BELDEN	9292	COAX	-6A	-053	0.405	0.064	75
BELDEN	9310	COAX	*	-011	0.194	0.035	50
BELDEN	9311	COAX	-1	-011	0.193	0.037	52
BELDEN	9386	COAX	-41	-020	0.275	0.040	—
BELDEN	9448	COAX	-2	-013	0.242	0.025	—
BELDEN	9463	TWINAX	-9	-213	0.240	0.037	78
BELDEN	9555	COAX	-2	-013	0.242	0.023	75
BELDEN	9587	COAX	-41	-020	0.275	0.040	75
BELDEN	9589	COAX	-2	—	0.242	0.032	—
BELDEN	9659	COAX	-2	-013A	0.242	0.030	75
BELDEN	9764	COAX	-6A	—	0.405	0.064	75
BELDEN	9815	TWINAX	-8	—	0.330	0.037	100
BELDEN	9841	TWINAX	-9	-215	0.256	0.025	120
BELDEN	9850	COAX	-6B	—	0.425	0.048	75
BELDEN	9857	COAX	-6A	—	0.405	0.025	125
BELDEN	9859	TWINAX	*	-213	0.243	0.038	78
BELDEN	9860	TWINAX	-46	—	0.440	0.051	124
BELDEN	9861	COAX	-6E	—	0.332	0.057	50
BELDEN	9880	COAX	-48	—	0.405	0.086	50
BELDEN	9907	COAX	-1	-011	0.185	0.037	50
BELDEN	46899	COAX	-1	*	0.199	0.024	75
BELDEN	81553	TWINAX	-47	-201	0.129	0.024	77
BELDEN	82120	COAX	-34	-024	0.244	0.040	75
BELDEN	82121	COAX	-52	-024	0.240	0.040	75
BELDEN	82907	COAX	-21	*	0.163	0.036	50
BELDEN	83241	COAX	*	-011	0.187	0.037	50
BELDEN	83242	COAX	-1	-012	0.193	0.039	50
BELDEN	83264	COAX	-5	-004	0.100	0.012	75
BELDEN	83265	COAX	-5A	-001	0.071	0.010	50
BELDEN	83266	COAX	-22	-008	0.141	0.012	95
BELDEN	83267	COAX	-36	-004	0.110	0.012	75
BELDEN	83269	COAX	-5	-003	0.100	0.018	50
BELDEN	83284	COAX	-5	-003	0.100	0.021	50
BELDEN	83303	COAX	-44	—	0.075	0.019	600V
BELDEN	83310	TWINAX	-29	-207	0.120	0.031	

Note: * = Special contact customer service
 For a complete listing please refer to the online catalog.

CABLE MANUFACTURER	CABLE NUMBER	CABLE TYPE	WRENCH STYLE	CRIMP STYLE	JACKET SIZE	CONDUCTOR	IMPEDANCE
BELDEN	83317	TWINAX	*	-223	0.112	0.019	600V
BELDEN	83318	TWINAX	-29	-204	0.132	0.025	600V
BELDEN	83319	TWINAX	*	-221	0.139	0.032	NC
BELDEN	84142	COAX	-1	-021	0.195	0.037	50
BELDEN	84303	COAX	-21	-011	0.170	0.037	50
BELDEN	86262	COAX	-2A	-022	0.220	0.025	93
BELDEN	87108	COAX	-2A	-023	-	-	-
BELDEN	87120	COAX	-52	-024	0.256	0.040	75
BELDEN	88281	COAX	-41	*	0.270	0.031	75
BELDEN	89108	COAX	-2A	-023	0.218	0.032	75
BELDEN	89120	COAX	-52	*	0.235	0.041	75
BELDEN	89162	COAX	-2A	-019	-	-	75
BELDEN	89182	TWINAX	-54		0.307	0.031	150
BELDEN	89248	COAX	-52	*	0.222	0.040	75
BELDEN	89269	COAX	-2A	-022	0.222	0.025	93
BELDEN	89272	TWINAX	-55	*	0.220	0.039	78
BELDEN	89292	COAX	*	-052	0.348	0.064	75
BELDEN	89555	COAX	-53	-019	0.230	0.023	75
BELDEN	89880	COAX	-50	-	0.375	0.086	50
BELDEN	89907	COAX	-21 (20/90)	*	0.160	0.037	50
BELDEN	513945	COAX	-	-052	0.405	0.064	75
BELDEN	533945	COAX	-41	-020	0.266	0.041	75
BELDEN	549945	COAX	-	-023	0.232	0.032	75
BELDEN	551945	COAX	-	-023	0.232	0.030	75
BELDEN	568937	COAX	-36	-027	0.123	0.016	75
BELDEN	573945	COAX	-22	-009	0.146	0.018	75
BELDEN	613948	COAX	-	-025	0.348	0.064	75
BELDEN	1151A	COAX	-2	-013A	0.247	0.032	75
BELDEN	1152A	COAX	-41	*	0.280	0.040	75
BELDEN	1162A	TWINAX	-8	-	0.330	0.037	100
BELDEN	1163A	COAX	-6	-016	-	-	100
BELDEN	1164B	COAX	-22	-009	0.145	0.019	75
BELDEN	1167A	COAX	-22	-009	0.152	0.020	75
BELDEN	1167B	COAX	-22	-009	0.146	0.019	75
BELDEN	1168A	COAX	-141		0.141	0.037	-
BELDEN	1223A	COAX	-41	-020	0.275	0.040	75
BELDEN	1263A	COAX	*	-009	0.160	0.021	75
BELDEN	1406B	COAX	-22	-009	0.146	0.019	75
BELDEN	1407B	COAX	-22	-009	0.146	0.019	75
BELDEN	1417B	COAX	-	-009	0.150	0.018	75
BELDEN	1418B	COAX	-22	-009	0.150	0.015	75
BELDEN	1426A	COAX	-2	-014	0.242	0.032	75
BELDEN	1505A	COAX	-2	-025	0.234	0.032	75
BELDEN	1505F	COAX	-2	-	0.242	0.034	75
BELDEN	1520A	COAX	-5	-004	0.102	0.012	75
BELDEN	1521A	COAX	-	-004	0.560	0.012	75
BELDEN	1522A	COAX	-36	-004	0.107	0.012	75
BELDEN	1523A	COAX	-6A	-053	0.400	0.064	75
BELDEN	1525A	COAX	-6A	TOO LARGE	0.404	0.064	75
BELDEN	1530A	COAX	-41	-020	0.270	0.040	75
BELDEN	1547A	COAX	-41	-020	0.275	0.040	75
BELDEN	1617A	COAX	-6B	TOO LARGE	0.407	0.064	75
BELDEN	1671A	COAX	-86	-003	0.087	0.020	50
BELDEN	1671J	COAX	-31	-	0.127	0.020	50

Note: * = Special contact customer service
 For a complete listing please refer to the online catalog.

Cable Group Table

CABLE MANUFACTURER	CABLE NUMBER	CABLE TYPE	WRENCH STYLE	CRIMP STYLE	JACKET SIZE	CONDUCTOR	IMPEDANCE
BELDEN	1672A	COAX	-86	-004	0.087	0.011	75
BELDEN	1672J	COAX	-31	-027	0.127	0.011	75
BELDEN	1694A	COAX	-41	-020	0.282	0.040	75
BELDEN	1696A	TWINAX	*	-215	0.240	0.031	110
BELDEN	1800A	TWINAX	*	-212	0.184	0.024	110
BELDEN	1800B	TWINAX	*	-212	0.180	0.024	110
BELDEN	1800F	TWINAX	-30	_	0.216	0.024	110
BELDEN	1807A	COAX	-5	-004	0.110	0.012	75
BELDEN	1808A	COAX	-5	-004	0.110	0.012	75
BELDEN	1809A	COAX	-63	-025	0.234	0.032	75
BELDEN	1829A	COAX	-41	-020	0.270	0.040	75
BELDEN	1865A	COAX	-22	-09	0.152	0.020	75
BELDEN	1880A	TWINAX	*	-212	0.184	0.024	_
BELDEN	3092A	COAX	-51	*	0.298	0.040	75
BELDEN	4-27046-3265	TWINAX	*	_	0.200	0.023	_
BELDEN	5339b5	COAX	_	-020	0.266	0.040	75
BELDEN	5339Q5	COAX	_	-016	0.298	0.040	75
BELDEN	5399B5	COAX	_	-020	0.270	0.040	75
BELDEN	5539Y5	COAX	_	-022	0.232	0.025	93
BELDEN	6139B8	COAX	_	-052	0.348	0.064	75
BELDEN	6339Q8	COAX	_	-024	0.248	0.040	75
BELDEN	6439Q8	COAX	_	-023	0.230	0.032	75
BELDEN	734D0	COAX	_	-025	_	_	75
BELDEN	734D0T	COAX	_	-025	_	_	75
BELDEN	734D1	COAX	_	-025	0.235	0.032	75
BELDEN	735A0	COAX	*	-026	_	_	75
BELDEN	735A0T	COAX	*	-026	_	_	75
BELDEN	735A1	COAX	*	-026	0.129	0.016	75
BELDEN	7700A	COAX	-5	-004	0.107	0.012	75
BELDEN	7710A	COAX	-41	-020	0.275	0.040	75
BELDEN	7713A	COAX	-41	-020	0.275	0.040	75
BELDEN	7731A	COAX	-6A	-053	0.405	0.064	75
BELDEN	7788A	COAX	-4	-009	0.159	0.023	75
BELDEN	7794A	COAX		-023	0.235	0.032	75
BELDEN	7805A	COAX	-5	-003	0.105	0.018	50
BELDEN	7806A	COAX	-1	-011	0.195	0.037	50
BELDEN	7807A	COAX	-1	_	0.195	0.044	50
BELDEN	8232A	TRIAx	-13A	TOO LARGE	0.315	0.032	75
BELDEN	8233A	TRIAx	-14	_	0.475	0.048	75
BELDEN	8241A	COAX	-2	-013	0.242	0.025	75
BELDEN	8241B	COAX	-2	-013	0.242	0.023	75
BELDEN	8241F	COAX	-2	-013A	0.242	0.030	75
BELDEN	8281B	COAX	-6	-016	0.307	0.030	75
BELDEN	8281F	COAX	-51	-016	0.300	0.033	75
BELDEN	9062A	COAX	-2	-013	0.242	0.025	93
BELDEN	9269_	COAX	-2	-013	0.242	0.025	93
BELDEN	97300 2802	TWINAX	*	-050	0.94	0.012	_
BELDEN	9913F	COAX	*	-050	0.408	0.108	50
BELDEN	M9100	COAX	-2	-014	0.240	0.032	_
BELDEN	M9815	TWINAX	-8	_	_	_	_
BELDEN	PD7163	COAX		-004	0.100	0.010	75
BELDEN	SS895	COAX	-36	-027	0.123	0.016	75
BELDEN	YM23969	COAX	-34	*	0.244	0.033	_
BELDEN	YQ10474	TWINAX	-25	_	0.268	0.032	_

Note: * = Special contact customer service
For a complete listing please refer to the online catalog.

CABLE MANUFACTURER	CABLE NUMBER	CABLE TYPE	WRENCH STYLE	CRIMP STYLE	JACKET SIZE	CONDUCTOR	IMPEDANCE
BELDEN	YQ28763	TWINAX	-55	_	0.200	_	_
BELDEN	YQ40343	COAX	-5	-004	0.95	0.012	75
BELDEN	YQ41416	TRIAx	-10	TOO LARGE	0.410	0.063	75
BELDEN	YQ44343	COAX	_	-009	0.142	0.019	75
BELDEN	YR-14910	TWINAX	-29	-202	0.150	0.024	78
BELDEN	YR-15161	TWINAX	-29	_	_	_	_
BELDEN	YR16411	TWINAX	-9	_	0.247	0.023	_
BELDEN	YR-19218	TWINAX	-29	-203	0.150	0.012	124
BELDEN	YR23023	COAX	*	-009	0.160	0.020	75
BELDEN	YR23930	COAX	-2	-014	0.242	0.032	75
BELDEN	YR27110	COAX	-22	-009	0.162	0.021	75
BELDEN	YR27543	TWINAX	-27	*	0.117	0.012	_
BELDEN	YR28296	TWINAX	_	-203	0.162	0.012	_
BELDEN	YR28314	COAX	*	-009	0.162	0.019	75
BELDEN	YR28365	COAX	-2	-013	0.245	0.025	100
BELDEN	YR39667	COAX	-22	-009	0.152	0.020	75
BELDEN	YR40974	COAX	-36	-007	0.113	0.012	75
BELDEN	YR41007	COAX	-63	-025	0.235	0.032	75
BELDEN	YR41039	COAX	-22	-009	0.155	0.020	75
BELDEN	YR41679	COAX	_	-014	0.242	0.032	75
BELDEN	YR45056	COAX	*	-026	0.131	0.017	75
BELDEN	YR45301	COAX	*	-026	0.131	0.017	75
BELDEN	YR46359	COAX	_	-023	0.235	0.034	75
BELDEN	YR46400	COAX	-2A	-014	0.242	0.033	75
BELDEN	YR46844	COAX	_	-009	0.155	0.020	75
BRAND REX	T-14670	TWINAX	*	-215	0.237	0.030	_
BRAND REX	T18-11222-24-2/G-0	TWINAX	-27	-223	0.112	0.023	_
BRAND-REX	A-779	COAX	-5	-004	0.090	0.010	_
BRAND-REX	B-749	COAX	-44	105-1940 (220)	0.080	0.012	_
BRAND-REX	M17/183-00001	COAX	-1	-011	0.195	0.035	50
BRAND-REX	T- 378	COAX	-6	-016	0.312	0.031	_
BRAND-REX	T-10971	TWINAX	-24	-221	0.161	0.024	_
BRAND-REX	T-14018	TRIAx	-25A	_	0.250	0.030	_
BRAND-REX	T-2948	TRIAx	-26	_	0.165	0.012	_
BRAND-REX	T-385	COAX	-44	*	0.80	0.012	_
CANFORD	PSF 1/3	COAX	-2B	-015	0.250	0.024	75
COMMSCOPE	5905	COAX	-6A	-051	0.405	0.048	75
COMMSCOPE	222	COAX	-4	-009	0.155	0.024	75
COMMSCOPE	232	COAX	-4	-009	0.155	0.024	75
COMMSCOPE	242	COAX	-6A		0.415	0.064	75
COMMSCOPE	322	COAX	*	-009	0.160	0.020	_
COMMSCOPE	332	COAX	-4	-009	0.155	0.024	75
COMMSCOPE	356	COAX	-6A	_	0.415	0.064	75
COMMSCOPE	357	COAX		-024	0.260	0.040	75
COMMSCOPE	358	COAX	-41	-020	0.280	0.040	75
COMMSCOPE	401	COAX	-22	-009	0.155	0.020	75
COMMSCOPE	2035	COAX	*	-026	0.127	0.016	75
COMMSCOPE	3104	COAX	-1	-011	0.188	0.037	50
COMMSCOPE	3130	COAX	-1	-021	0.201	0.032	50
COMMSCOPE	3135	COAX	-1	-021	0.199	0.035	50
COMMSCOPE	3136	COAX	-1	-011	0.199	0.037	50
COMMSCOPE	3139	COAX	-1	-021	0.202	0.031	50
COMMSCOPE	3140	COAX	-1	-021	0.195	0.033	50
COMMSCOPE	3141	COAX	-41	-020	0.272	0.040	75

Note: * = Special contact customer service
For a complete listing please refer to the online catalog.

Cable Group Table

CABLE MANUFACTURER	CABLE NUMBER	CABLE TYPE	WRENCH STYLE	CRIMP STYLE	JACKET SIZE	CONDUCTOR	IMPEDANCE
COMMSCOPE	3222	COAX	*	TOO LARGE	0.412	0.106	50
COMMSCOPE	3226	COAX	*	TOO LARGE	0.412	0.106	50
COMMSCOPE	3246	COAX	-6B	_	0.418	0.086	50
COMMSCOPE	3247	COAX	-6B	_	0.418	0.086	50
COMMSCOPE	3249	COAX	-6B	_	0.413	0.086	50
COMMSCOPE	3250	COAX	-48	TOO LARGE	0.413	0.086	50
COMMSCOPE	5060	COAX	-6	*	0.308	0.040	75
COMMSCOPE	5061	COAX	-41	*	0.264	0.040	75
COMMSCOPE	5065	COAX	_	-009	0.160	0.020	92
COMMSCOPE	5535	COAX	*	-026	0.128	0.017	75
COMMSCOPE	5550	COAX	-2	-013	0.242	0.025	75
COMMSCOPE	5551	COAX	-2	-015	0.250	0.025	75
COMMSCOPE	5553	COAX	-2	-014	0.250	0.032	75
COMMSCOPE	5554	COAX	-2	-014	0.250	0.032	75
COMMSCOPE	5555	COAX	-2	-015	0.250	0.025	80
COMMSCOPE	5559	COAX	-2	-013	0.242	0.025	75
COMMSCOPE	5560	COAX	-2	-015	0.250	0.025	73
COMMSCOPE	5563	COAX	-2	-013	0.250	0.023	75
COMMSCOPE	5565	COAX	-2	-014	0.242	0.032	75
COMMSCOPE	5567	COAX	-2	-014	0.250	0.032	75
COMMSCOPE	5569	COAX	-2	-014	0.250	0.032	75
COMMSCOPE	5571	COAX	-2	-014	0.248	0.032	75
COMMSCOPE	5572	COAX	-2	-014	0.248	0.032	75
COMMSCOPE	5573	COAX	-2	-014	0.246	0.032	75
COMMSCOPE	5574	COAX	-2	-014	0.248	0.032	75
COMMSCOPE	5575	COAX	-2	-014	0.246	0.032	75
COMMSCOPE	5585	COAX	-2	-014	0.242	0.032	75
COMMSCOPE	5586	COAX	-2	-014	0.247	0.032	75
COMMSCOPE	5589	COAX	-2A	-022	0.235	0.025	75
COMMSCOPE	5700	COAX	-41	-020	0.280	0.040	75
COMMSCOPE	5701	COAX	-41	-020	0.280	0.040	75
COMMSCOPE	5702	COAX	-41	-020	0.280	0.040	75
COMMSCOPE	5714	COAX	-41	-020	0.280	0.040	75
COMMSCOPE	5715	COAX	-41	-020	0.280	0.040	75
COMMSCOPE	5720	COAX	-41	-020	0.280	0.040	75
COMMSCOPE	5721	COAX	-41	-020	0.272	0.040	75
COMMSCOPE	5723	COAX	-41	-020	0.272	0.040	75
COMMSCOPE	5725	COAX	-41	-020	0.276	0.040	75
COMMSCOPE	5727	COAX	-41	-020	0.280	0.040	75
COMMSCOPE	5728	COAX	-41	-020	0.280	0.040	75
COMMSCOPE	5729	COAX	-41	-020	0.280	0.040	75
COMMSCOPE	5730	COAX	-41	-020	0.280	0.040	75
COMMSCOPE	5731	COAX	-41	-020	0.272	0.040	75
COMMSCOPE	5737	COAX	-41	-020	0.280	0.040	75
COMMSCOPE	5738	COAX	-41	-020	0.272	0.040	75
COMMSCOPE	5740	COAX	-6	*	0.308	0.040	75
COMMSCOPE	5742	COAX	-6	*	0.308	0.040	75
COMMSCOPE	5750	COAX	-6	*	0.308	0.040	75
COMMSCOPE	5765	COAX	-41	-020	0.280	0.040	75
COMMSCOPE	5781	COAX	-6	*	0.306	0.040	75
COMMSCOPE	5782	COAX	-6	*	0.308	0.040	75
COMMSCOPE	5786	COAX	-41	-020	0.280	0.040	75
COMMSCOPE	5787	COAX	-41	-020	0.272	0.040	75
COMMSCOPE	5788	COAX	-41	-020	0.280	0.40	75
COMMSCOPE	5789	COAX	-41	-020	0.272	0.040	75
COMMSCOPE	5790	COAX	-41	-020	0.272	0.040	75

Note: * = Special contact customer service
For a complete listing please refer to the online catalog.

CABLE MANUFACTURER	CABLE NUMBER	CABLE TYPE	WRENCH STYLE	CRIMP STYLE	JACKET SIZE	CONDUCTOR	IMPEDANCE
COMMSCOPE	5901	COAX	-6A	-053	0.405	0.064	75
COMMSCOPE	5902	COAX	-6A	_	0.415	0.064	75
COMMSCOPE	5903	COAX	-6A	-053	0.405	0.064	75
COMMSCOPE	5904	COAX	-6A	-053	0.405	0.064	75
COMMSCOPE	5906	COAX	-6A	-053	0.405	0.064	75
COMMSCOPE	5908	COAX	-6A	-051	0.405	0.048	75
COMMSCOPE	5909	COAX	-6A	-051	0.405	0.048	75
COMMSCOPE	5910	COAX	-6A	-052	0.395	0.064	75
COMMSCOPE	5912	COAX	-6A	-052	0.395	0.064	75
COMMSCOPE	5913	COAX	-6A	-053	0.405	0.064	75
COMMSCOPE	5914	COAX	-6A	-053	0.405	0.064	75
COMMSCOPE	5914	COAX	-6A	_	0.415	0.064	75
COMMSCOPE	5915	COAX	-6A	-053	0.405	0.064	75
COMMSCOPE	5916	COAX	-6A	-053	0.405	0.064	75
COMMSCOPE	5917	COAX	-6A	-053	0.405	0.064	75
COMMSCOPE	5918	COAX	-6A	_	0.412	0.064	75
COMMSCOPE	5920	COAX	-6A	-053	0.405	0.064	75
COMMSCOPE	5920	COAX	-6A	_	0.415	0.064	75
COMMSCOPE	5940	COAX	-6A	-053	0.405	0.064	75
COMMSCOPE	5950	COAX	-6A	-053	0.415	0.064	75
COMMSCOPE	5950	COAX	-6A	-053	0.405	0.064	75
COMMSCOPE	5951	COAX	-6A	_	0.405	0.064	75
COMMSCOPE	5952	COAX	-6A	_	0.415	0.064	75
COMMSCOPE	5953	COAX	-6A	_	0.415	0.064	75
COMMSCOPE	6200	COAX	-2	-015	0.242	0.025	92
COMMSCOPE	6201	COAX	-2	-013	0.242	0.025	93
COMMSCOPE	6205	COAX	*	-018	0.260	0.025	93
COMMSCOPE	6605	COAX	*	-018	0.267	0.025	93
COMMSCOPE	6608	COAX	-2	-015A	0.249	0.025	93
COMMSCOPE	6609	COAX	-2	-015A	0.249	0.025	93
COMMSCOPE	6611	COAX	-2	-015A	0.242	0.025	93
COMMSCOPE	6612	COAX	-2	-015A	0.242	0.025	93
COMMSCOPE	6615	COAX	-2	-015A	0.249	0.025	93
COMMSCOPE	7500	COAX	-6	-016	0.304	0.032	75
COMMSCOPE	7501	COAX	-6	-016	0.304	0.032	75
COMMSCOPE	7503	COAX	-6	-016	0.304	0.032	75
COMMSCOPE	7505	COAX	-6	-016	0.305	0.032	75
COMMSCOPE	7506	COAX	-6	-016	0.304	0.033	75
COMMSCOPE	7510	COAX	-6	-016	0.304	0.031	75
COMMSCOPE	7530	COAX	_	-054	0.318	0.051	75
COMMSCOPE	7536	COAX	-4	-009	0.150	0.023	75
COMMSCOPE	7537	COAX	-4	-009	0.154	0.023	75
COMMSCOPE	7538	COAX	-37	-009	0.159	0.022	75
COMMSCOPE	7551	COAX	-41	-020	0.272	0.040	75
COMMSCOPE	7573	COAX	-2A	-022	0.220	0.027	75
COMMSCOPE	7713	COAX	-6A	_	0.413	0.086	50
COMMSCOPE	7714	COAX	-6B	TOO LARGE	0.425	0.089	75
COMMSCOPE	7714	COAX	-6B	_	0.432	0.088	50
COMMSCOPE	7715	COAX	-6B	_	0.432	0.088	50
COMMSCOPE	7723	COAX	-3	-012	0.212	0.036	50
COMMSCOPE	7725	COAX	*	-023	0.220	0.036	50
COMMSCOPE	7726	COAX	-3	-012	0.220	0.036	50

Note: * = Special contact customer service
 For a complete listing please refer to the online catalog.

Cable Group Table

CABLE MANUFACTURER	CABLE NUMBER	CABLE TYPE	WRENCH STYLE	CRIMP STYLE	JACKET SIZE	CONDUCTOR	IMPEDANCE
COMMSCOPE	7810	TRIAX	*	TOO LARGE	0.325	0.032	75
COMMSCOPE	9012	TWINAX	-9	_	0.241	0.037	78
COMMSCOPE	57603	COAX	-41	-020	0.272	0.040	75
COMMSCOPE	57604	COAX	-41	-020	0.272	0.040	75
COMMSCOPE	57605	COAX	-41	-020	0.272	0.040	75
COMMSCOPE	72001	COAX	-22	-009	0.155	0.020	75
COMMSCOPE	72012	COAX	-22	-009	0.155	0.020	75
COMMSCOPE	72312	COAX	*	-026	0.127	0.016	75
COMMSCOPE	73501	COAX	*	-026	0.130	0.016	75
COMMSCOPE	73502	COAX	*	-026	0.130	0.016	75
COMMSCOPE	73503	COAX	*	-026	0.130	0.016	75
COMMSCOPE	73506	COAX	*	-026	0.127	0.016	75
COMMSCOPE	73508	COAX	*	-026	0.127	0.016	75
COMMSCOPE	73509	COAX	*	-026	0.127	0.016	75
COMMSCOPE	73512	COAX	*	-026	0.126	0.015	75
COMMSCOPE	75603	COAX	_	-009	0.150	0.022	75
COMMSCOPE	75604	COAX	_	-009	0.150	0.022	75
COMMSCOPE	556510	COAX	-2	-014	0.242	0.032	75
COMMSCOPE	576503	COAX	-41	-020	0.272	0.040	75
COMMSCOPE	576504	COAX	-41	-020	0.272	0.040	75
COMMSCOPE	576505	COAX	-41	-020	0.272	0.040	75
COMMSCOPE	753603	COAX	-4	-009	0.150	0.022	75
COMMSCOPE	753604	COAX	-4	-009	0.150	0.022	75
COMMSCOPE	753605	COAX	-4	-009	0.150	0.022	75
COMMSCOPE	0132K	COAX	*	-024	0.242	0.040	75
COMMSCOPE	0132V	COAX	*	-024	0.242	0.040	75
COMMSCOPE	0219K	COAX	-1	-012	0.200	0.036	50
COMMSCOPE	0247K	COAX	-41	-020	0.268	0.040	75
COMMSCOPE	0247V	COAX	-41	-020	0.268	0.040	75
COMMSCOPE	0359K	COAX	*	-024	0.241	0.041	75
COMMSCOPE	0359K	COAX	*	-024	0.241	0.041	75
COMMSCOPE	2022K	COAX	-2	-023	0.239	0.032	75
COMMSCOPE	2022V	COAX	-2	-23	0.239	0.032	75
COMMSCOPE	2068K	COAX	-63	-025	0.219	0.032	_
COMMSCOPE	2100K	COAX	-21	*	0.169	0.032	50
COMMSCOPE	2100V	COAX	-21	*	0.169	0.032	53
COMMSCOPE	2125K	COAX	-1	-012	0.200	0.036	50
COMMSCOPE	2227K	COAX	-41	-020	0.264	0.040	75
COMMSCOPE	2227V	COAX	-41	*	0.264	0.040	75
COMMSCOPE	2229V	COAX	-41	-020	0.268	0.040	75
COMMSCOPE	2274V	COAX	*	-024	0.241	0.040	75
COMMSCOPE	2275K	COAX	*	-024	0.241	0.040	75
COMMSCOPE	2275V	COAX	*	-024	0.241	0.040	75
COMMSCOPE	2276V	COAX	*	-024	0.241	0.040	75
COMMSCOPE	2278K	COAX	*	-024	0.242	0.040	75
COMMSCOPE	2291K	TWINAX	-25	_	0.260	0.039	100
COMMSCOPE	2525K	COAX	*	-016	0.290	0.031	75
COMMSCOPE	2527K	COAX	-41	*	0.279	0.032	75
COMMSCOPE	425-0256	COAX	_	-025	0.240	0.033	75
COMMSCOPE	5060F	COAX	-6	*	0.308	0.040	75
COMMSCOPE	5060R	COAX	-6	*	0.308	0.040	75
COMMSCOPE	5550M	COAX	-2	-013A	0.242	0.030	75
COMMSCOPE	5568M	COAX	*	-025	0.240	0.033	_
COMMSCOPE	5726R	COAX	-41	-020	0.276	0.041	75

Note: * = Special contact customer service
For a complete listing please refer to the online catalog.

CABLE MANUFACTURER	CABLE NUMBER	CABLE TYPE	WRENCH STYLE	CRIMP STYLE	JACKET SIZE	CONDUCTOR	IMPEDANCE
COMMSCOPE	5740F	COAX	-6	*	0.308	0.038	75
COMMSCOPE	5740H1	COAX	-6	*	0.308	0.040	75
COMMSCOPE	5740R	COAX	-6	*	0.308	0.040	75
COMMSCOPE	5913R	COAX	-6A	_	0.415	0.064	75
COMMSCOPE	5916R	COAX	-6A	TOO LARGE	0.415	0.064	75
COMMSCOPE	720T1	COAX	-22	-009	0.155	0.020	75
COMMSCOPE	720T2	COAX	-22	-009	0.155	0.020	75
COMMSCOPE	734C()	COAX	-63	-025	0.236	0.032	75
COMMSCOPE	734C1H	COAX	-63	-025	0.236	0.032	75
COMMSCOPE	734C1P	COAX	-63	*	0.219	0.032	75
COMMSCOPE	734S()	COAX	-63	-025	0.236	0.032	75
COMMSCOPE	734S1H	COAX	-63	-025	0.236	0.032	75
COMMSCOPE	734ST	COAX	-63	-025	0.236	0.032	75
COMMSCOPE	734STH	COAX	-63	-025	0.236	0.032	75
COMMSCOPE	735(#)	COAX	*	-026	0.130	0.016	75
COMMSCOPE	735()H	COAX	*	-026	0.129	0.016	75
COMMSCOPE	735()P	COAX	*	-026	0.127	0.016	75
COMMSCOPE	73501B	COAX	_	-026	0.137	0.016	75
COMMSCOPE	73501H	COAX	*	-026	0.127	0.016	75
COMMSCOPE	73502H	COAX	*	-026	0.127	0.016	75
COMMSCOPE	735T()H	COAX	*	-026	0.129	0.016	75
COMMSCOPE	735T2	COAX	*	-026	0.126	0.016	75
COMMSCOPE	F1160BV	COAX	-6A	*	0.395	0.064	75
COMMSCOPE	F1160BVV	COAX	-6A	*	0.395	0.064	75
COMMSCOPE	F11SSEF	COAX	-6A	_	0.405	0.064	75
COMMSCOPE	F11SSW	COAX	-6A	TOO LARGE	0.395	0.064	_
COMMSCOPE	F5967BVM	COAX	-2	-014	0.240	0.032	75
COMMSCOPE	F5967BVV	COAX	-2	-014	0.240	0.032	75
COMMSCOPE	F660BVV	COAX	-41	-020	0.272	0.040	75
COMMSCOPE	F6SSSEF	COAX	-6	*	0.300	0.040	75
COMMSCOPE	F6SSVM-APDI-22-APD	COAX	_	-020	0.281	0.040	75
COMMSCOPE	OP73801DB	COAX	-6	*	0.290	0.040	75
COMMSCOPE	VDM230	COAX	_	-009	0.171	0.023	75
COMMSCOPE	WBC-300(R)	COAX	-6	*	0.070	0.070	50
COMMSCOPE	5726	COAX	-41	-020	0.272	0.040	74
COMPOSITE VIDEO	VA-2/2	COAX	_	-009	_	_	75
COMPREHENSIVE VIDEO	CVC-59STXF	COAX	-2	-023	0.236	0.031	75
CONSOLIDATED	4459	COAX	-5	-003	0.105	0.019	50
CONSOLIDATED	4462	TRIAx	*	_	0.485	0.091	50
DRAKA	0.6/3.7	COAX	_	-022	0.237	0.024	75
DRAKA	IMAGE720	COAX	_	-019	0.232	0.031	75
DRAKA-HELEX	32448A	COAX	_	-030	_	_	75
DRAKE	IMAGE1000	COAX	_	-020	0.268	0.039	75
ESSEX	1000	COAX	-6A	_	0.405	0.085	_
ESSEX	21-004	COAX	-6A	_	0.405	0.085	_
ESSEX	21-025	COAX	-2	_	0.242	0.025	_
ESSEX	21-204	TRIAx	-42	_	0.285	0.036	_
ESSEX	21-529	TRIAx	-14	_	0.460	0.049	_
ESSEX	21-537	COAX	-1	-011	0.195	0.036	_
ESSEX	21-541	COAX	-2	-013	0.242	0.025	_
ESSEX	21-583	TRIAx	-15	TOO LARGE	0.490	0.085	53
ESSEX	21-597	COAX	-22	-009	0.150	0.017	_
ESSEX	21-780	COAX	-6B	_	0.420	0.087	_
ESSEX	21-795	COAX	-2	_	0.242	0.023	_

Note: * = Special contact customer service
For a complete listing please refer to the online catalog.

Cable Group Table

CABLE MANUFACTURER	CABLE NUMBER	CABLE TYPE	WRENCH STYLE	CRIMP STYLE	JACKET SIZE	CONDUCTOR	IMPEDANCE
ESSEX	421-098	COAX	-22	-008	0.145	0.012	—
ESSEX	421-111	COAX	-22	-008	0.155	0.012	—
ESSEX	421-176	COAX	-1	—	0.195	0.039	—
ESSEX	621-100	COAX	-6A	—	0.405	0.064	—
ESSEX	621-106	TRIAx	-7	—	0.242	0.025	—
ESSEX	621-243	COAX	-41	—	0.270	0.040	—
ESSEX	621-284	COAX	-41	—	0.270	0.040	—
ESSEX	621-715	COAX	-1	*	0.195	0.025	—
FILOTEX	63247	TWINAX	—	-212	0.179	0.025	—
FILOTEX	96770	TWINAX	-47	—	0.142	0.024	—
FILOTEX	374693	COAX	-22	-009	0.149	0.020	—
FILOTEX	ET39110ED2	TRIAx	-15	TOO LARGE	0.490	0.064	—
FILOTEX	L910/39	COAX	-22	-009	0.155	0.020	—
FILOTEX	L910-42	COAX	-22	-009	0.155	0.020	—
FILOTEX	SP714	TRIAx	-23	—	0.138	0.012	75
GEPCO	7174	COAX	-5	-003	0.101	0.019	50
GEPCO	7537	COAX	-4	-009	0.160	0.023	75
GEPCO	7538	COAX	-37	-009	0.159	0.023	75
GEPCO	LVT61811	TRIAx	-15	TOO LARGE	0.516	0.068	75
GEPCO	RGB6000	COAX	-6	-016	0.304	0.032	75
GEPCO	RGB809	COAX	-22	-009	0.150	0.021	75
GEPCO	RGBS809	COAX	-22	-009	0.150	0.021	75
GEPCO	RGBSC809	COAX	-22	-009	0.150	0.021	75
GEPCO	V61859M	COAX	-2	—	0.242	0.030	75
GEPCO	V618J59	COAX	-2	-013	0.242	0.023	75
GEPCO	V618M59	COAX	-2	-013	0.242	0.023	75
GEPCO	VDFM809	COAX	-22	-009	0.150	0.021	75
GEPCO	VE61859	COAX	-2	-013A	0.242	0.030	75
GEPCO	VE61859M	COAX	-2	-013A	0.242	0.030	75
GEPCO	VFM809	COAX	-22	-009	0.150	0.022	75
GEPCO	VP6000	COAX	-6	-016	0.304	0.032	75
GEPCO	VP618PE/AP	COAX	-6	-016	0.304	0.032	75
GEPCO	VP618PE01	COAX	-6	-016	0.304	0.031	75
GEPCO	VP618PVC	COAX	-6	-016	0.304	0.032	75
GEPCO	VP618TK	COAX	-41	*	0.276	0.032	75
GEPCO	VPM1000	COAX	-2	-013	0.242	0.023	75
GEPCO	VPM2000	COAX	-2	-014	0.242	0.032	75
GEPCO	VPM618	COAX	-2A	-022	0.220	0.027	75
GEPCO	VS102000	COAX	-2	-014	0.243	0.032	75
GEPCO	VSD2001	COAX	-41	-020	0.273	0.040	75
GEPCO	VSM618	COAX	-22	-009	0.150	0.017	75
GEPCO	VT61811	TRIAx	-14	TOO LARGE	0.474	0.065	75
GORE	03352/CX	TRIAx	—	-303	0.150	0.012	—
GORE	C06C032	COAX	-5A	-001	0.075	0.019	—
GORE	CXA-8220	TRIAx	-60	-305	0.187	0.025	—
GORE	CXN-1352B	COAX	-44	*	0.078	0.016	—
GORE	CXN-1362	COAX	-36	—	0.101	0.031	—
GORE	CXN-1388	COAX	-5	-003	0.110	0.020	—
GORE	CXN-1456	COAX	-44	—	0.74	0.019	—
GORE	CXN-1722	COAX	-86	*	0.086	0.012	—
GORE	CXN-1939	COAX	-44	*	0.78	0.010	93
GORE	CXN-2223	TWINAX	-24	—	0.141	0.025	—
GORE	CXN-2268	TWINAX	—	-204	0.135	0.025	—
GORE	CXN-2363	TWINAX	—	-221	0.166	0.025	—

Note: * = Special contact customer service
For a complete listing please refer to the online catalog.

CABLE MANUFACTURER	CABLE NUMBER	CABLE TYPE	WRENCH STYLE	CRIMP STYLE	JACKET SIZE	CONDUCTOR	IMPEDANCE
GORE	CXN-2702	TWINAX	_	-221	0.166	0.025	100
GORE	CXN-3101	COAX	-5	-004	0.93	0.012	75
GORE	CXN-3162	TWINAX	*	-223	0.112	0.021	100
GORE	CXN-3194	TWINAX	_	-204	0.138	0.024	80
GORE	CXN3268	TRIAx	-27 (150)	_	0.100	0.012	50
GORE	DXSN-1747	COAX	-44	-001	0.080	0.011	_
GORE	DXSN-1888	TWINAX	_	-203	0.148	0.015	150
GORE	DXSN1892	COAX	-36	*	0.103	0.018	_
GORE	GBL-075-024	TWINAX	-29	-204	0.132	0.025	_
GORE	GCX-075-26-REV A	COAX	-36	*	0.099	0.019	_
GORE	GSC 03-2236-00	COAX	_	-004	0.092	0.012	75
GORE	GSC-01-81457-00	TWINAX	-27	-209	0.118	0.016	120
GORE	GSC-05-80583-00	TWINAX	_	-202	0.145	0.021	_
GORE	GSC-12-1381-01	TWINAX	-45	_	0.160	0.024	_
GRUMMAN	GC875ACH1	TWINAX	*	-224	0.190	0.024	98
GRUMMAN	GC875GBI	TRIAx	-57	-302	0.164	0.033	_
GRUMMAN	GC875GC1	TRIAx	-56	-301	0.164	0.012	_
GRUMMAN	GC875GP1	COAX	-31	-006	0.128	0.020	_
GRUMMAN	GC875LNI	TWINAX	59	_	0.167	0.020	_
GRUMMAN	GC875PD1	COAX	-5A	_	0.063	0.012	_
GRUMMAN	GC875RM1	TWINAX	-45	-204	0.144	0.025	_
GRUMMAN	GC875RR1	QUADRAX	-33	-220	0.179	0.025	_
GRUMMAN	GC875TM24H	TRIAx	-58	-221	0.160	0.025	_
GRUMMAN	GC875TMH	TWINAX	-45	-204	0.146	0.025	_
H.P.	TXA114-P	TRIAx	*	*	0.217	0.021	_
HEWLETT PACKARD	8120-0049	COAX	-4	-008	0.155	0.010	_
HEWLETT PACKARD	8120-0552-1	COAX	-5B	*	0.110	0.015	50
HEWLETT PACKARD	8120-0789	COAX	-5B	_	0.110	0.015	_
HEWLETT PACKARD	8120-1105	COAX	-5B	-002	0.110	0.015	_
HEWLETT PACKARD	8120-1289	COAX	-2B	-015	0.255	0.025	_
HEWLETT PACKARD	8120-4461	COAX	-5	-003	0.093	0.018	50
HEWLETT PACKARD	8120-9026	COAX	-5B	_	0.110	0.015	_
HEWLETT PACKARD	A-8120-9077-1	COAX	-5	*	0.110	0.015	_
HITACHI	HCM-39441/1	COAX	*	-027	0.128	0.016	75
HITACHI	HCM-9441/12	COAX	*	-026	0.133	0.016	75
HITEMP	117P80660	COAX	-50	_	0.375	0.086	_
HITEMP	RD1152	COAX	*	-026	0.132	0.016	75
HITEMP	RD1152-2	COAX	-22	*	0.143	0.016	75
JUDD	740	COAX	_	-004	0.080	0.010	75
JUDD	735S01	COAX	*	-026	0.134	0.018	75
JUDD	C1401053	COAX	-63	-025	0.232	0.031	75
JUDD	C1401064	COAX	*	-026	0.132	0.016	75
JUDD	C1401741	COAX	_	-004	0.099	0.010	75
JUDD WIRE INC	SS502401	COAX	-5	-003	_	_	_
KEITHLEY	SC-22	TRIAx	-23	*	0.145	0.024	40
KEITHLEY	SC-9	COAX	-1	-021	0.195	0.035	50
LUCENT	407529262	COAX	-5	-004	0.106	0.010	75
LUCENT	848068607	COAX	-37	*	0.166	0.016	75
LUCENT	106 309 206 (2734A)	COAX	_	-025	0.225	0.031	75
LUCENT	1928 001A 1C/36	COAX	*	-026	0.133	0.015	75
LUCENT	735C	COAX	*	-026	0.139	0.016	75
LUCENT	KS23918 L2	COAX	_	-004	0.089	0.013	75
LUCENT	WP91681 L2	COAX	_	-004	0.089	0.013	75
M/A-COM	2250-E82832	COAX	-53	-022	_	_	_

Note: * = Special contact customer service
For a complete listing please refer to the online catalog.

Cable Group Table

CABLE MANUFACTURER	CABLE NUMBER	CABLE TYPE	WRENCH STYLE	CRIMP STYLE	JACKET SIZE	CONDUCTOR	IMPEDANCE
MADISON	022H22BZID	TWINAX	-9	_	0.250	0.038	100
MADISON	12CFE00002	COAX	_	-009	0.158	0.020	75
MADISON	12EEK00001	COAX	_	-026	0.132	0.016	75
MADISON CABLE CORP	6096	COAX	-21	*	0.158	0.037	_
MICRODOT	202-3927-0000	TWINAX	-27	-208	0.110	0.011	117
MICRODOT	202-3934-0000	TWINAX	-24	-211	0.145	0.013	160
MICRODOT	202-3942-0000	TWINAX	-27	-209	0.207	0.025	110
MICRODOT	202-4547	TWINAX	-24	-211	0.098	0.020	160
MICRODOT	250-3833-0000	TRIAx	*	-303	0.270	0.030	_
MICRODOT	250-3834-0000	COAX	-5A	-001	0.400	0.095	50
MICRODOT	250-3902-0000	COAX	-5A	-001	0.141	0.036	50
MICRODOT	250-3908-0000	COAX	-5A	-001	0.128	0.012	50
MICRODOT	250-3909-0000	COAX	-44	*	0.087	0.021	50
MICRODOT	250-3920-0000	COAX	-5A	-001	0.087	0.021	50
MICRODOT	250-3967-0000	COAX	-5	-003	0.087	0.021	50
MICRODOT	250-4021-0000	COAX	-31	*	0.245	0.035	50
MICRODOT	250-4044-0000	TRIAx	-43	_	0.245	0.033	50
MICRODOT	250-4045-0000	TRIAx	-43	-302	0.500	0.089	50
MICRODOT	250-4070-0000	TRIAx	-56	-302	0.500	0.081	50
MICRODOT	250-4172-0000	COAX	*	_	0.500	0.089	50
MICRODOT	250-4180-0000	COAX	-5	-003	0.500	0.081	50
MICRODOT	250-4804-0000	TRIAx	-32	-203	0.105	0.012	50
MICRODOT	250-4816-0009	TRIAx	-27	_	0.145	0.013	50
MICRODOT	275-3930-000	TRIAx	_	_	0.102	0.021	75
MICRODOT	275-3933-0000	COAX	-4	-009	0.120	0.021	75
MICRODOT	275-3991	COAX	-36	*	0.200	0.038	75
MICRODOT	293-3902	COAX	*	-026	0.160	0.031	93
MICRODOT	293-3922-0000	TRIAx	-60	-305	0.200	0.039	93
MICRODOT	293-3930-0000	TRIAx	-43	_	0.336	0.057	100
MICRODOT	293-3968-0000	COAX	-22	-008	0.412	0.090	93
MICRODOT	295-3801-0000	COAX	-22	-008	0.432	0.090	95
MICRODOT	295-3802-0000	COAX	-22	*	0.432	0.090	95
MICRODOT	295-3950-0000	TRIAx	-43	_	0.216	0.036	95
MICRODOT	295-3952-0000	TRIAx	-43	_	0.075	0.013	95
MICRODOT	295-3992-000	COAX	-36	-007	0.288	0.060	95
MICRODOT	295-3993-0000	TRIAx	-64	-303	0.102	0.021	95
MILESTEK	30-01010	COAX	-2	-013	0.195	0.013	75
MIL-SPEC	2C2219EXJ	TWINAX	-47	-206	0.336	0.029	_
MIL-SPEC	M17/015-RG022	TWINAX	-10	_	0.475	0.048	95
MIL-SPEC	M17/094-RG179	COAX	-5	-004	0.105	0.013	75
MIL-SPEC	M17/095-RG180	COAX	-22	-008	0.145	0.013	95
MIL-SPEC	M17/113-RG316	COAX	-5	-003	0.098	0.020	50
MIL-SPEC	M17/130-RG402	COAX	-141		0.141	0.036	50
MIL-SPEC	M17/133-00002	COAX	-86	*	0.087	0.021	50
MIL-SPEC	M17/133-RG405	COAX	-86	*	0.087	0.021	50
MIL-SPEC	M17/134-00001	TRIAx	-7	-306	0.245	0.035	50
MIL-SPEC	M17/134-00002	TRIAx	-7	-306	0.245	0.033	50
MIL-SPEC	M17/135-00001	TRIAx	-14A	TOO LARGE	0.500	0.089	50
MIL-SPEC	M17/135-00003	TRIAx	-14A	_	0.500	0.081	50
MIL-SPEC	M17/135-00004	TRIAx	-14A	TOO LARGE	0.500	0.089	50
MIL-SPEC	M17/135-00005	TRIAx	-14A	TOO LARGE	0.500	0.081	50
MIL-SPEC	M17/135-00006	TRIAx	-14A	TOO LARGE	0.500	0.081	50
MIL-SPEC	M17/136-00001	COAX	-5	-004	0.105	0.012	75
MIL-SPEC	M17/137-00001	COAX	-22	-008	0.145	0.013	95
MIL-SPEC	M17/138-00001	COAX	-5	-003	0.102	0.021	50
MIL-SPEC	M17/152-00001	COAX	-5	-006	0.120	0.021	50

Note: * = Special contact customer service
For a complete listing please refer to the online catalog.

CABLE MANUFACTURER	CABLE NUMBER	CABLE TYPE	WRENCH STYLE	CRIMP STYLE	JACKET SIZE	CONDUCTOR	IMPEDANCE
MIL-SPEC	M17/155-00001	COAX	-1	-011	0.200	0.038	50
MIL-SPEC	M17/157-00001	COAX	-4	-010	0.160	0.031	50
MIL-SPEC	M17/158-00001	COAX	-1	-012	0.200	0.039	50
MIL-SPEC	M17/162-00001	COAX	-6E	_	0.336	0.057	50
MIL-SPEC	M17/163-00001	COAX	-6A	_	0.412	0.090	50
MIL-SPEC	M17/164-00001	COAX	-6B	_	0.432	0.090	50
MIL-SPEC	M17/164-00002	COAX	-6B	_	0.432	0.090	50
MIL-SPEC	M17/167-00001	COAX	-3	-012	0.216	0.036	50
MIL-SPEC	M17/169-00001	COAX	-5A	-001	0.075	0.013	50
MIL-SPEC	M17/170-00001	COAX	-21	-011	0.175	0.038	50
MIL-SPEC	M17/171-00001	COAX	-41	_	0.288	0.060	50
MIL-SPEC	M17/172-00001	COAX	-5	-003	0.102	0.021	50
MIL-SPEC	M17/173-00001	COAX	-5	-003	0.100	0.019	50
MIL-SPEC	M17/174-00001	COAX	-6A	_	0.400	0.090	50
MIL-SPEC	M17/175-00001	COAX	-1	-012	0.200	0.039	50
MIL-SPEC	M17/176-00002	TWINAX	-47	-201	0.134	0.024	77
MIL-SPEC	M17/177-00001	TRIAx	-60	-305	0.189	0.013	95
MIL-SPEC	M17/179-00001	TRIAx	*	-305	0.195	0.013	75
MIL-SPEC	M17/180-00001	COAX	-6E	-017	0.336	0.029	75
MIL-SPEC	M17/181-00001	COAX	-6A	_	0.412	0.050	75.E
MIL-SPEC	M17/184-00001	COAX	-2	-013	0.246	0.024	75
MIL-SPEC	M17/186-00001	TWINAX	-9 ***	-213	0.245	0.040	78
MIL-SPEC	M17/187-00001	COAX	-4	*	0.160	0.031	50
MIL-SPEC	M17/189-00001	COAX	-6A	_	0.412	0.090	50
MIL-SPEC	M17/190-00001	COAX	-6B	TOO LARGE	0.432	0.089	50
MIL-SPEC	M17/196-00001	COAX	-5	*	0.115	0.019	50
MIL-SPEC	M17/200-00001	COAX	-3	-012	0.216	0.036	50
MIL-SPEC	M17/29-RG59	COAX	-2	-013	0.245	0.023	75
MIL-SPEC	M17/2-RG6	COAX	-6E	-017	0.336	0.029	75
MIL-SPEC	M17/30-RG062	COAX	-2B	-013	0.250	0.025	93
MIL-SPEC	M17/31-RG63	COAX	-6A	_	0.415	0.026	125
MIL-SPEC	M17/45-RG108	TWINAX	-9	-213	0.235	0.038	78
MIL-SPEC	M17/47-RG114	COAX	-6A	_	0.415	0.08	185
MIL-SPEC	M17/60-RG142	COAX	-1	-012	0.200	0.040	50
MIL-SPEC	M17/62-RG144	COAX	-6B	TOO LARGE	0.412	0.0525	75
MIL-SPEC	M17/6-RG11	COAX	-6A	-053	0.412	0.050	75
MIL-SPEC	M17/77-RG216	COAX	-6B	_	0.432	0.050	75
MIL-SPEC	M17/84-RG223	COAX	-3	-012	0.216	0.035	50
MIL-SPEC	M17/86-00001	COAX	-6B	_	0.440	0.094	50
MIL-SPEC	M17/90-RG71	COAX	-2B	-015A	0.250	0.025	93
MIL-SPEC	M17/97-RG210	COAX	-2B	-013B	0.250	0.026	93
MIL-SPEC	M27500-22TE2T14	TWINAX	-45	-210	0.137	0.032	_
MIL-SPEC	M27500-22TN2N06	TWINAX	-29	-201	0.134	0.029	_
MIL-SPEC	M27500-24S82T23	TWINAX	_	-208	0.101	0.021	78
MONTROSE	9835-735	COAX	*	-026	0.135	0.015	75
MONTROSE	CDT 735A	COAX	_	-026	0.129	0.016	75
MONTROSE	IFX4385	COAX	_	-004	0.100	0.013	75
MONTROSE/CDT	CBL 1225	TWINAX	_	-225	0.200	0.022	124
MONTROSE/CDT	CBL 1233	COAX	-2A	-025	0.225	0.033	75
MONTROSE/CDT	CBL 1235	COAX	-2A	-025	0.235	0.031	75
MONTROSE/CDT	CBL 1288-()	COAX	_	-026	0.129	0.016	75
MONTROSE/CDT	CBL 2108	COAX	-2A	-025	0.235	0.031	75

Note: * = Special contact customer service
 For a complete listing please refer to the online catalog.

Cable Group Table

CABLE MANUFACTURER	CABLE NUMBER	CABLE TYPE	WRENCH STYLE	CRIMP STYLE	JACKET SIZE	CONDUCTOR	IMPEDANCE
MONTROSE/CDT	CBL 2109	COAX	-2A	-025	0.241	0.034	75
MONTROSE/CDT	CBL 2721	TRIAX	-7	-306	0.250	0.037	50
MONTROSE/CDT	CBL 2726	COAX	*	-026	0.133	0.016	75
MONTROSE/CDT	CBL 7820	COAX	-21	*	0.165	0.035	—
MONTROSE/CDT	CBL 9835-735	COAX	*	-026	0.136	0.014	75
MONTROSE/CDT	CBL 9956	TWINAX	-56	*	0.170	0.037	78
MONTROSE/CDT	CBL3340	COAX	—	-004	0.077	0.011	75
NATIONAL WIRE & CABLE	S10-9723	TWINAX	-55	-214	0.226	0.021	—
NAVAIR	67A37A130	COAX	-4	*	0.140	0.031	—
NAVSEA	6322369	TRIAX	-60	—	0.188	0.029	50
NORTHERN TELECOM	NT-734	COAX	—	-025	—	—	—
NORTHERN TELECOM	NT-735	COAX	*	-026	0.130	0.016	75
PIC WIRE	L8620TX	TRIAX	-60	—	0.178	0.035	—
PIC WIRE & CABLE	L2201TX	TRIAX	-25A	-306	0.250	0.038	50
PIC WIRE & CABLE	S33141	COAX	-41	—	0.272	0.067	—
RAYCHEM	EPD49311Q	COAX	-1	-021	0.197	0.035	50
RAYCHEM	10584	TRIAX	-24A	—	0.148	0.012	—
RAYCHEM	10586	TRIAX	-24A	—	0.148	0.012	—
RAYCHEM	10595	TWINAX	*	-204	0.133	0.025	—
RAYCHEM	10599	TWINAX	-24	-210	0.145	0.031	—
RAYCHEM	10600	TWINAX	*	-213	0.216	0.032	—
RAYCHEM	10602	TWINAX	-45	-204	0.144	0.025	—
RAYCHEM	10606	TWINAX	*	-223	0.117	0.021	75
RAYCHEM	10612	TWINAX	*	-204	0.128	0.025	77
RAYCHEM	10613	TWINAX	*	-222	0.154	0.025	77
RAYCHEM	10614	TWINAX	-24	-221	0.161	0.025	77
RAYCHEM	0024A0024	TWINAX	-24	-217	0.152	0.025	100
RAYCHEM	0528A0424	TWINAX	-47	—	0.116	0.015	105
RAYCHEM	10598-30-9X	TRIAX	*	-303	0.148	0.012	—
RAYCHEM	10612-24-9	TWINAX	*	-204	0.132	0.027	77
RAYCHEM	1301-TZD 101 06 UX	TWINAX	-55	-204	0.217	0.024	—
RAYCHEM	2524A0424	TWINAX	*	-212	0.172	0.025	125
RAYCHEM	2524E0311-9	TWINAX	*	-224	0.201	0.025	125
RAYCHEM	2524F0524	TWINAX	*	-218	0.148	0.025	125
RAYCHEM	2524K0524	TWINAX	-55	-224	0.194	0.025	125
RAYCHEM	2526D1114	TWINAX	*	-219	0.144	0.019	125
RAYCHEM	2526E1114	TWINAX	-24	-219	0.147	0.019	125
RAYCHEM	2530A0314	TWINAX	-27	-208	0.105	0.012	125
RAYCHEM	2530A1317	COAX	-63	—	0.203	0.013	125
RAYCHEM	44M9996-20-2/6-0	TWINAX	-24	*	0.157	0.039	—
RAYCHEM	5012A3311	COAX	-50	—	0.350	0.088	50
RAYCHEM	5012W5812	TRIAX	-61	*	0.437	0.089	50
RAYCHEM	5020A1311	COAX	-4	*	0.155	0.040	50
RAYCHEM	5020A1811	COAX	-21	*	0.165	0.039	50
RAYCHEM	5021D1331	COAX	*	-021	0.188	0.035	50
RAYCHEM	5021H5331	TRIAX	-25A	—	0.258	0.035	50
RAYCHEM	5022D5112	TRIAX	-43	—	0.175	0.032	50
RAYCHEM	5022D5311	TRIAX	-43	—	0.175	0.032	50
RAYCHEM	5022E5111	TRIAX	-57	-302	0.164	0.033	50
RAYCHEM	5024A1311	COAX	-36	*	0.104	0.025	50
RAYCHEM	5024A1661	TWINAX	-27	*	0.108	0.025	50
RAYCHEM	5024A3111	COAX	-5	-003	0.113	0.019	50
RAYCHEM	5026A1111	COAX	-44	—	0.080	0.019	50
RAYCHEM	5026A1614	COAX	-44	—	0.080	0.019	50
RAYCHEM	5026A1664	TWINAX	-49	*	0.085	0.019	50
RAYCHEM	5026D5314	TRIAX	-23	—	0.132	0.019	50

Note: * = Special contact customer service
For a complete listing please refer to the online catalog.

CABLE MANUFACTURER	CABLE NUMBER	CABLE TYPE	WRENCH STYLE	CRIMP STYLE	JACKET SIZE	CONDUCTOR	IMPEDANCE
RAYCHEM	5028A2211-9	COAX	-44	_	_	0.013	50
RAYCHEM	5028A3318	COAX	-5B	-004	0.090	0.014	50
RAYCHEM	5030A1114	COAX	-5A	-001	0.061	0.012	50
RAYCHEM	5030A1214	COAX	-5A	_	0.061	0.012	50
RAYCHEM	5030A1314	COAX	-5A	_	0.063	0.012	50
RAYCHEM	5030A1318	COAX	-5A	_	0.063	0.012	_
RAYCHEM	5030A1411	COAX	-5A	_	0.066	0.012	50
RAYCHEM	5030A1511	COAX	-5A	_	0.066	0.012	50
RAYCHEM	55A1121-24	TWINAX	-27	-223	0.107	0.025	_
RAYCHEM	55A1122-26	TWINAX	*	-223	0.102	0.021	_
RAYCHEM	7028A5518	TRIAx	-26	_	0.143	0.015	70
RAYCHEM	7520A1311	COAX	-52	-024	0.241	0.040	75
RAYCHEM	7522A1311	COAX	_	-023	_	_	75
RAYCHEM	7522D5311	TRIAx	-25A	_	0.269	0.031	75
RAYCHEM	7523D1331	COAX	-2	-013	0.246	0.023	75
RAYCHEM	7524A1311	COAX	-21	_	0.160	0.025	75
RAYCHEM	7524A1312	COAX	-22	_	0.152	0.025	75
RAYCHEM	7524A1811	COAX	-37	_	0.152	0.025	75
RAYCHEM	7524D5811	TRIAx	_	-306	0.243	0.025	_
RAYCHEM	7526A5311	TRIAx	-60	_	0.215	0.019	75
RAYCHEM	7526D5318	TWINAX	-59	_	0.167	0.020	75
RAYCHEM	7526J1660	TWINAX	-47	_	0.115	0.019	75
RAYCHEM	7528A1114	COAX	-36	-004	0.100	0.015	75
RAYCHEM	7528A1317	COAX	-5	-004	0.102	0.015	75
RAYCHEM	7528A5314	TRIAx	-64	-303	0.148	0.015	75
RAYCHEM	7528F5614	TRIAx	*	-303	0.141	0.015	75
RAYCHEM	7528G1312-7	COAX	-36	*	0.110	0.015	_
RAYCHEM	7720C8662	TWINAX		-213	_	0.020	77
RAYCHEM	7722C2664	TWINAX	-24	-210	0.143	0.032	77
RAYCHEM	7722C3661	TWINAX	-24	*	0.178	0.032	77
RAYCHEM	7722C3861	TWINAX	*	-215	0.232	0.031	77
RAYCHEM	7724C1664-9	TWINAX	*	-204	0.127	0.023	77
RAYCHEM	7724C3864	TWINAX	*	-212	0.200	0.024	77
RAYCHEM	7724C8664	TWINAX	*	-221	0.155	0.025	_
RAYCHEM	7724G3664	TWINAX	-45	-222	0.154	0.025	77
RAYCHEM	7724N0664	TWINAX	-45	-204	0.144	0.025	78
RAYCHEM	7726D066A	TWINAX	-27	-223	0.112	0.020	77
RAYCHEM	7824E0422	TWINAX	-29	-204	0.135	0.025	78
RAYCHEM	7826D0130	TWINAX	-29	-206	0.120	0.025	78
RAYCHEM	9324D0130	TWINAX	*	212	0.167	0.025	93
RAYCHEM	9528A1317	COAX	*	-026	0.137	0.015	95
RAYCHEM	9528A1417	COAX	*	-026	0.137	0.015	95
RAYCHEM	9528A1517	COAX	*	-026	0.137	0.015	95
RAYCHEM	9528D5114	TRIAx	-60	-305	0.177	0.015	95
RAYCHEM	9530A5117	TRIAx	-24A	_	0.149	0.012	_
RAYCHEM	9530D5117	TRIAx	-56	-301	0.164	0.013	95
RAYCHEM	9530D5317	TRIAx	-59	_	0.170	0.012	95
RAYCHEM	9530H1118	COAX	-36	_	0.108	0.013	95
RAYCHEM	9532A5114	TRIAx	-23	_	0.140	0.008	95
RAYCHEM	9532A5314	TRIAx	-23	_	0.130	0.008	95
RAYCHEM	EPC29116C	TRIAx	-32	-309	0.152	0.017	_
RAYCHEM	EPD 60441	TRIAx	-25A	TOO LARGE	0.256	0.035	50

Note: * = Special contact customer service
For a complete listing please refer to the online catalog.

Cable Group Table

CABLE MANUFACTURER	CABLE NUMBER	CABLE TYPE	WRENCH STYLE	CRIMP STYLE	JACKET SIZE	CONDUCTOR	IMPEDANCE
RAYCHEM	EPD22030E	TWINAX	*	-224	0.209	0.026	_
RAYCHEM	EPD22030F	TWINAX	_	-215	0.251	0.025	_
RAYCHEM	EPD22188B	TWINAX	_	-218	0.150	0.025	_
RAYCHEM	EPD26467Q	TRIAx	-23	-303	0.136	0.012	_
RAYCHEM	EPD27364A	TWINAX	-11	TOO LARGE	0.311	0.038	77
RAYCHEM	EPD29102A	COAX	-2	-013	0.243	0.023	75
RAYCHEM	EPD30653Q	TWINAX	*	-217	0.150	0.025	_
RAYCHEM	EPD33017Q	COAX	-5	-003	0.106	0.020	_
RAYCHEM	EPD33698Q	TRIAx	-32	_	0.142	0.015	_
RAYCHEM	EPD33727Q	TRIAx	-33	_	0.185	0.012	_
RAYCHEM	EPD38474Q	TRIAx	-13	TOO LARGE	0.330	0.022	_
RAYCHEM	EPD44692	TWINAX	-29	-217	0.146	0.025	77
RAYCHEM	EPD46270Q	TRIAx	-9	-306	0.260	0.037	_
RAYCHEM	EPD49317Q	COAX	-63	_	0.228	0.025	75
RAYCHEM	EPD49334Q	TRIAx	-8	TOO LARGE	0.322	0.023	75
RAYCHEM	EPD49336Q	TRIAx	-13A	TOO LARGE	0.322	0.023	_
RAYCHEM	EPD49338Q	TWINAX	-9	_	_	_	_
RAYCHEM	EPD60947Q	TRIAx	-7	_	0.260	0.042	_
RAYCHEM	EPD6314	TWINAX	-29	-201	0.136	0.025	77
RAYCHEM	EPD647100-01	COAX	-6B	TOO LARGE	0.433	0.088	50
RAYCHEM	EPD7246Q	COAX	-6A	TOO LARGE	0.406	0.048	75
RAYCHEM	EPD76761	TWINAX	_	-212	0.177	0.024	77
RAYCHEM	EPD8274-1	TRIAx	-13	TOO LARGE	0.314	_	_
RAYCHEM	M27500-22ML2T08	TWINAX	-45	-204	0.134	0.028	_
RAYCHEM	M27500-22RC2S06	TWINAX	*	-217	0.145	0.025	_
RAYCHEM	M27500-26RC2S06	TWINAX	-47	-223	0.110	0.019	_
RAYCHEM	M27500-26RC2S09	TWINAX	-27	_	0.110	0.018	_
RAYCHEM	URM54	TRIAx	-13	_	0.327	0.023	_
SEIMENS	2YCXY 0.63/3.7-75	TRIAx	-13A	TOO LARGE	0.307	0.025	75
SUHNER	G 04233 D-10	COAX	-2B	*	0.256	0.023	75
SUHNER	G01330HT	TRIAx	-56	_	0.177	0.016	_
SUHNER	G02262	COAX	-5	-003	0.110	0.019	_
SUHNER	G02332	TRIAx	-26	_	0.167	0.035	_
SUHNER	G02333	TRIAx	-59	_	0.169	0.010	_
SUHNER	G03233D	COAX	-3	_	0.212	0.017	_
SUHNER	GX03272D-06	COAX	-3	-012	0.213	0.035	_
SUHNER	S02223	COAX	_	-004	0.100	0.04	75
SUHNER	S04233	COAX	-2B	-014	0.243	0.034	75
SUMIRE	4C-HEB-NL	COAX	_	-25	0.236	0.035	75
SUMITOMO	2.5C	COAX	-22	-008	0.154	0.015	_
SUMITOMO	2C	COAX	*	-008	0.147	0.012	_
SUPERIOR	FVP224	TWINAX	-9	-214	0.242	0.021	_
SUPERIOR ESSEX	SERIES 11	COAX	-6A	-052	0.400	0.060	75
TENSOLITE	8712812	TWINAX	-47	-201	_	_	_
TENSOLITE	10047-9219-01	TRIAx	-32	-302	0.166	0.031	_
TENSOLITE	1936-TX-10C2SW	TWINAX	-47	-201	0.129	0.024	_
TENSOLITE	24453/42810 Q-2	QUADRAX	-58	-217	0.145	0.025	_
TENSOLITE	24499/898X2	TWINAX	-24	-204	0.125	0.025	_
TENSOLITE	26433/9P175T-2	TWINAX	-27	-205	0.090	0.019	_
TENSOLITE	26840/9D099LV-2	TWINAX	*	-223	0.110	0.019	_
TENSOLITE	28883/31169Q-1	TRIAx	-23	_	0.135	0.015	75
TENSOLITE	28883/T290TX-1	TRIAx	-23	_	0.135	0.015	75
TENSOLITE	30852/9B2581V-1 28GA	COAX	-5A	-001	0.079	0.010	_
TENSOLITE	30880/4119X-1	COAX	-44	*	0.073	0.011	_

Note: * = Special contact customer service
For a complete listing please refer to the online catalog.

CABLE MANUFACTURER	CABLE NUMBER	CABLE TYPE	WRENCH STYLE	CRIMP STYLE	JACKET SIZE	CONDUCTOR	IMPEDANCE
TENSOLITE	30895/25L-1	TRIAX	60	-	-	-	-
TENSOLITE	5M2397-002	TRIAX	-23	-303	0.136	0.014	-
TENSOLITE	S280W502	TWINAX	-24	-218	0.154	0.023	-
TENSOLITE	ST5M1284-001	TWINAX	*	-212	0.180	0.024	96
TENSOLITE	STME637-2	TWINAX	-	-206	-	-	-
TEXAS INSTRUMENTS	417889-2	TRIAX	*	-307	0.185	0.012	93
TEXAS INSTRUMENTS	802857-1	TWINAX	-24	*	0.162	0.031	70
THERMATICS	11079	TWINAX	-29	-204	0.130	0.025	-
THERMATICS	11421	TWINAX	-	-223	0.104	0.019	-
THERMATICS	11421	TWINAX	-	-223	-	-	-
THERMATICS	425-1680-030VW-1	COAX	-	-013	-	-	-
THERMATICS	5M2022-003	TWINAX	*	-204	0.130	0.024	-
THERMATICS	8712812 (A/F DWG)	TWINAX	-47	-201	0.125	0.023	-
THERMATICS	NEC725-2(G)	COAX	53	-	-	-	-
THERMAX	68-1938TF(2)SXE	TWINAX	-	-223	0.104	0.019	-
THERMAX	77-1936TF(2)TFPA	TWINAX	-47	-201	0.125	0.024	77
THERMAX	983-495	COAX	-4	*	0.144	0.024	75
THERMAX	985-495	COAX	-4	*	0.144	0.024	75
THERMAX	M27500-22TG2T14	TWINAX	-29	-	0.132	0.031	-
THERMAX	RGS8/BLACK	COAX	-1	-011	-	-	50
THERMAX	RGS-316	COAX	-5	-003	0.102	0.020	50
THERMAX	RGS-316	COAX	-5	-003	0.102	0.020	50
TIMES	2382	COAX	-6A	-	0.400	0.064	75
TIMES	2391	COAX	-41	-020	0.273	0.041	75
TIMES	2560	COAX	-41	-	0.271	0.040	-
TIMES	8712812	TWINAX	-47	-201	-	-	-
TIMES	100A	COAX	-5	-003	0.105	0.018	50
TIMES	2260V	COAX	-6	*	0.296	0.040	75
TIMES	2360V	COAX	-41	-020	0.273	0.040	75
TIMES	25B3M	COAX	-2	-014	0.242	0.031	-
TIMES	65555-RD316	COAX	-5	-003	0.113	0.021	-
TIMES	AA-2317	TRIAX	-24A	*	0.169	0.025	50
TIMES	AA-2325	TRIAX	*	-308	0.215	0.020	95
TIMES	AA-2511	COAX	-2A	-	0.220	0.020	-
TROMPETER	TWCH-78-1	TWINAX	-29	-202	0.155	0.022	78
TROMPETER	TWCH-78-2	TWINAX	-9	-213	0.247	0.037	78
TROMPETER	TWCN-124-1A	TWINAX	-29	-203	-	-	-
TROMPETER	TWCP-124-2	TWINAX	-9	-214	0.250	0.024	124
TROMPETER	TWCP-124-3	TWINAX	-55	-224	0.215	0.024	124
TROMPETER	TWCP-124-5	TWINAX	*	-226 (70MC)	0.335	0.048	124
TROMPETER	TWCP-78-1	TWINAX	-47	-	0.155	0.019	78
TROMPETER	TWCP-78-2	TWINAX	-9	-213	0.247	0.037	78

Note: * = Special contact customer service
For a complete listing please refer to the online catalog.

Part Number	Page	Part Number	Page	Part Number	Page
AD1(W).....	47	BJ79C(TL/FL).....	7	BJ883.....	24
(U)AD48.....	33	BJ79HS.....	16	BJ893.....	24
(U)AD95.....	38	BJ80.....	24	BJ893F.....	24
AD131.....	39	BJ88.....	24	BJ3150.....	19
AD1300.....	39	BJ89.....	24	BJ3150HS.....	16
ADAPTERS.....	58	BJ89F.....	24	BJ3150SHS.....	16
ADAPTER TABLE.....	58-61	(U)BJ95.....	38	BJ3152.....	19
AD1WHD.....	47	(U)BJ98-2.....	38	BJ3153.....	19
ADH1(W).....	47	(U)BJ120.....	35	BJ3154AC.....	19
ADM1.....	50	(U)BJ120SL.....	35	BJ3157.....	19
ADM2.....	50	BJ150(FL).....	19	BJ3157F.....	19
(U)AD228.....	27	BJ152(FL).....	19	BJ3158.....	19
(U)AD48.....	33	BJ153(FL).....	19	BJ3158.....	19
AD78 (TL/FL).....	6	BJ154AC(FL).....	19	BJ3159.....	18
(U)AD95.....	38	BJ157(FL).....	19	BJ3159AC.....	18
AD158(FL).....	20	BJ157F(FL).....	19	BJ3450.....	22
(U)AD195.....	38	BJ157FLHS.....	16	BJ3457.....	22
AD378.....	6	BJ157HS.....	16	BJ3459AC(P/S).....	23
AD3158.....	20	BJ158(FL).....	16	(U)BN23.....	27
ADMW12.....	47	BJ159.....	19	BN73(TL/FL).....	9
ADRMF70(TL/FL).....	6	BJ159AC.....	18	BN83.....	24
ADRMF370.....	6	BJ159ACFL.....	18	BN153(FL).....	20
(U)ADRMF220.....	27	BJ159FL.....	18	BN373.....	9
APPENDIX.....	66-91	BJ159FL.....	18	BN383.....	24
BCS/C24T3D.....	62	(U)BJ220.....	27	BN833.....	24
BCS/C24T3W.....	62	(U)BJ224.....	28	BN3153.....	20
(U)BJ20.....	28	(U)BJ224-RIA.....	28	BNC Coax Connector.....	26
(U)BJ20SL.....	28	(U) BJ227.....	28	BNC Coax Tester.....	64
(U)BJ21.....	28	(U)BJ228.....	28	BNC TOOL/WRENCH CRIMP ASSEMBLY	
(U)BJ23.....	28	BJ249.....	34	ILLUSTRATIONS.....	72
(U)BJ24.....	28	BJ3459AC (P/S).....	23	CABLE ASSEMBLY TESTER.....	64
(U)BJ26.....	28	BJ372.....	7	CABLE CUTTING TOOL.....	62
(U)BJ27.....	28	BJ373.....	7	CABLE DISTRIBUTION PANELS.....	52
(U)BJ28.....	28	BJ73HS.....	16	CABLE GROUP TABLE.....	74-91
(U)BJ29.....	28	BJ374.....	7	CABLE STRIPPERS.....	62
BJ30.....	25	BJ374C.....	7	CBBJ26.....	31
BJ31.....	25	BJ375.....	7	(U)CBBJ29.....	31
BJ38.....	25	BJ376.....	7	CBBJ74.....	8
BJ39.....	25	BJ376HS.....	16	CBBJ79.....	8
(U)BJ40.....	34	BJ377.....	7	CBBJ79 (TL/FL).....	8
(U)BJ41.....	34	BJ378.....	7	CBBJ379.....	8
(U)BJ46.....	34	BJ378HS.....	16	(U)CBBJR26(RC).....	31
(U)BJ47.....	34	BJ379.....	7	(U)CBBJR29(RC).....	31
(U)BJ48.....	34	BJ379C.....	7	CBBJR39A.....	25
(U)BJ49.....	33	BJ380.....	24	(U)CBBJR46(A).....	34
BJ50.....	42	BJ388.....	24	(U)CBBJR49.....	34
BJ57.....	42	BJ389(F).....	24	CBBJR74.....	8
BJ58.....	42	BJ450P(P/S).....	22	CBBJR74 (TL/FL).....	8
BJ59.....	42	BJ450R(P/S).....	22	CBBJR79.....	8
BJ72(TL/FL).....	7	BJ450W(P/S).....	22	CBBJR79 (TL/FL).....	8
BJ73HS.....	16	BJ450FL(P/S).....	22	CBBJR159.....	20
BJ73(TL/FL).....	7	BJ457P(P/S).....	22	CBBJR374.....	8
BJ74(TL/FL).....	7	BJ457R(P/S).....	22	CBBJR379.....	8
BJ74C.....	7	BJ457W(P/S).....	22	(U)CBJR20A.....	30
BJ74C(TL/FL).....	7	BJ457FL(P/S).....	22	(U)CBJR220.....	30
BJ75(TL/FL).....	7	BJ459ACFL(P/S).....	23	CBJ157(FL).....	20
BJ76(TL/FL).....	7	BJ459ACP (P/S).....	23	CBJ20.....	30
BJ77(TL/FL).....	7	BJ459ACR (P/S).....	23	CBJ22.....	30
BJ77HS.....	16	BJ459ACW (P/S).....	23	CBJ70(TL/FL).....	8
BJ78(TL/FL).....	7	BJ770(GL).....	7	CBJ70A.....	8
BJ78HS.....	16	BJ803.....	24	CBJ370.....	8
BJ79(TL/FL).....	7	BJ833.....	24	CBJ3157.....	20
		BJ88.....	24	CBJE130-1, -2, -3.....	39

Index

Part Number	Page	Part Number	Page	Part Number	Page
CBJR12.....	31	J11MW.....	48	LPTWL-78.....	15
CBJR157 (FL).....	20	J11MWL.....	48	M22520/5-01.....	63
CBJR3157.....	20	J11D.....	48	M22520/5-01/CD5#.....	63
CBJR70(A).....	8	J12.....	48	MIL-C-49142 QPL.....	5
(U)CJ20.....	27	J13-R.....	46	MINIATURE COAX 20/220 SERIES.....	27-31
(U)CJ40.....	33	J13H-R.....	46	MINIATURE COAX 250 SERIES.....	32
(U)CJ50.....	42	J13W-R.....	46	MINI WECO COAX CIRCUIT BOARDS JACKS..	31
CJ50FL.....	42	J13WH-R.....	46	MINI-WECO COAX PATCH JACKS.....	48
CJ70(TL/FL).....	6	J24WMSTHF-75.....	45	MINI-WECO COAX PATCH PLUGS.....	47
CJ70C(TL/FL).....	6	J72.....	11	MINIATURE COAX THREADED	
CJ80.....	24	J72D.....	11	40-240 SERIES.....	33-34
CJ150.....	18	J72L.....	12	MINIATURE PATCHING & CABLE	
CJ150AC.....	18	J72S.....	11	ASSEMBLIES.....	11,12
CJ150ACFL.....	18	J74-2T-R.....	13	MINIATURE NORMAL-THRU	
CJ150FL.....	18	J74MST-R.....	13	PATCH JACKS.....	13
(U)CJ220.....	27	J74T-R.....	13	N CONNECTORS.....	38
(U)CJ240.....	33	J94.....	41	PATCH PLUGS.....	49
CJ350.....	42	(U)J95.....	38	PATCHING PRODUCTS.....	45-60
CJ370.....	6	J150.....	14	PCHY-L-50.....	41
CJ370C.....	6	J152(FL).....	14	PCH-L-50.....	41
CJ380.....	24	J158.....	14	PC-L-Z.....	55
CJ450ACP(P/S).....	23	J308.....	50	PCM-L-50.....	50
CJ450ACR(P/S).....	23	J74 SERIES.....	13	PCM-L-75.....	50
CJ450ACW(P/S).....	23	JSISM-120.....	12	PCMW-L-Z.....	55
CJ450ACFL(P/S).....	23	LOW VSWR CONNECTORS.....	41	PCMX-L-50.....	50
CJ803.....	24	LPH-50.....	41	(U)PCPX-L-Z.....	55
CJ3150.....	18	LPLTR-50.....	15	(U)PCPWX-L-Z.....	55
CJ3150AC.....	18	LPLTR-75.....	15	PCW-L-Z.....	55
CJ3450AC(P/S).....	23	LPLTRA-50.....	15	(U)PCWX-L-Z.....	55
COAX 20/220 SERIES.....	30-31	LPLTRA-75.....	15	(U)PCX-L-Z.....	55
COAX PATCH JACKS.....	45	LPLTRAL-50.....	15	(U)PCYC-L-Z.....	55
COAX RFI CAPS & TERMINATIONS.....	57	LPLTRAL-75.....	15	(U)PCY-L-Z.....	55
CONCENTRIC TWINAX 450 SERIES.....	22-23	LPLTW-124.....	15	PHENOLIC PANELS.....	51-53
CONNECTOR COMPATABILITY TABLES.....	69-70	LPLTW2TP-124.....	15	PL1C.....	47
CRIMP TOOLS.....	63	LPLTW2TP-78.....	15	PL1MW.....	48
CT5.....	63	LPLTW-78.....	15	PL1MWLT.....	48
CUSTOM CABLE ASSEMBLIES.....	56	LPLTWA-124.....	15	PL1WC.....	47
D HOLES.....	54	LPLTWA-78.....	15	PL11C.....	47
DIN CONNECTORS.....	36-37	LPLTWAL-124.....	15	PL11SC.....	47
DISTRIBUTION PANELS.....	52	LPLTWAL-78.....	15	PL11SCLT.....	47
F CONNECTORS.....	39-40	LPM-50.....	50	(U)PL20.....	27
HDVDP/HDVDPM SERIES.....	43	LPM-75.....	50	(U)PL21.....	27
HDVDPT.....	43	LPTR-50.....	15	PL30.....	25
HDVDP.....	43	LPTRA-75.....	15	(U)PL40.....	33
HDVDPMT.....	43	LPTRA-50.....	15	PL50.....	42
HDVDPM.....	43	LPTRA-75.....	15	PL50C.....	42
HDVDPMN.....	44	LPTRAL-50.....	15	PL71.....	11
HDVDPN.....	43	LPTRAL-75.....	15	PL71L.....	12
HERMETICALLY SEALED CONNECTORS.....	16	LPTRL.....	2	PL73.....	6
HIGH FREQUENCY VIDEO PATCHING.....	44	LPTRL-50.....	15	PL73C.....	6
HP250.....	51	LPTRL-75.....	15	PL74.....	6
HP304.....	51	LPTW-124.....	15	PL74C.....	6
HP375.....	51	LPTW2TP-78.....	15	PL74MC(FL).....	6
HP500.....	51	LPTW2TP-124.....	15	PL75(FL).....	6
IMPEDANCE MATCHING ADAPTER.....	59	LPTW2TPL-78.....	15	PL75C.....	6
J3D(WD).....	46	LPTW2TPL-124.....	15	PL75CFL.....	6
J3E(WE).....	46	LPTW-78.....	15	PL75MC.....	6
J3(W).....	46	LPTWA-124.....	15	PL80.....	24
J5(W).....	46	LPTWA-78.....	15	PL93.....	41
J8(FL).....	50	LPTWAL-124.....	15	PL94.....	41
J8D.....	50	LPTWAL-78.....	15	(U)PL95.....	38
J9.....	46	LPTWL-124.....	15	(U)PL121.....	35

Part Number	Page	Part Number	Page	Part Number	Page
(U)PL121SL.....	35	RFI CAPS & TERMINATIONS.....	10, 57	TWINAX/TRIAX CABLE ASSEMBLY	
(U)PL122.....	35	RFI 150-1.....	14	TESTER.....	64
(U)PL123.....	35	RFI 70-1.....	11	TWINAX/TRIAX CONNECTORS	
PL130C.....	39	RFI455(FL).....	23	70/370 SERIES.....	5-8
PL130SC.....	39	RFI3455.....	23	TWINAX/TRIAX CONNECTORS	
PL150.....	10,14	RFI457(FL).....	22	150/3150 SERIES.....	17-20
PL153.....	20	RFI3457.....	22	TWINAX/TRIAX CONNECTORS 450/3450 SE-	
PL153AC.....	20	RFI457(FL).....	22	RIES.....	21-23
PL155.....	18	RT1L.....	65	TWINAX/TRIAX CONNECTORS 80/380	
PL155AC.....	18	RT1XL.....	65	SERIES.....	21, 24
PL155ACFL.....	18	RT1S.....	65	TWINAX/TRIAX CONNECTORS 30	
PL155FL.....	18	RT1SS.....	65	SERIES.....	21, 25
(U)PL220.....	27	RT4L.....	65	TWINAX/TRIAX CONNECTORS/ MINIATURE PATCHING.....	12
(U)PL223.....	35	RT4S.....	65	TWINAX/TRIAX CONNECTORS	
(U)PL240.....	33	RTC-4L.....	65	SPECIFICATIONS.....	2,3
(U)PL250.....	32	RTR-1L.....	65	TWINAX/TRIAX:PLENUM/HALOGEN	
PL375.....	6	RTR-1XL.....	65	FREE CABLE SPECS.....	68
PL375C.....	6	SERIE INSTRUCTIONS 450/3450 SERIES.....	21	TWO-PIN POLARIZED 30 SERIES,	
PL375MC.....	6	SPC8P-201.....	17	TWBNC/TWTNC.....	25
PL380.....	24	SPC8S-201.....	17	UADF20M110.....	37
PL803.....	24	ST1.....	62	UADF1023M95.....	36
PL3155.....	18	STANDARD 19" PANELS.....	53-54	UADM20F110.....	37
PL3155AC.....	18	STANDARD COAX PATCH JACKS.....	50	UBJ110.....	37
PL3455AC.....	23	STANDARD COAX PATCHING & LOOPING PLUGS.....	49	UBJ1023.....	36
PL455ACP(P/S).....	23	STANDARD & MINI-WECO COAX PATCH PLUGS.....	46	UCBJ20F.....	30
PL455ACR(P/S).....	23	STANDARD PANEL SPECIFICATIONS.....	51	UCBJ29.....	31
PL455ACW(P/S).....	23	STANDARD THREADED.....	24	UCBJ223.....	30
PL4455ACF(P/S).....	23	STANDARD TWINAX/TRIAX LOOPING PLUGS.....	15	UCBJ250(N/G).....	32
PLR74C.....	6	STC-F.....	62	UCBJE20-1.....	29
PLR75C.....	6	STC-W.....	62	UCBJE20-2.....	29
PLR75CFL.....	6	SUBMINIATURE 150/3150 SERIES.....	20	UCBBJE20-2.....	29
PLR130SC.....	40	SUBMINIATURE BULKHEAD JACKS.....	19	UCBBJE20-3.....	29
PLR155AC.....	18	SUBMINIATURE JACKS & PLUGS.....	18	UCBBJE20-4.....	29
PLR155ACFL.....	18	SUBMINIATURE TWINAX/TRIAX LOOPING PLUGS.....	15	UCBJR250(N/G).....	32
(U)PLR220.....	27	SUBMINIATURE PATCHING.....	14	UJ9W.....	46
PLR375C.....	6	TBJ451P.....	22	UPL110.....	37
PLR455ACP(P/S).....	22	TBJ451FLP.....	22	UPL250.....	32
PLR455ACR(P/S).....	22	TBJ451P.....	22	UPL1023.....	36
PLR455ACW(P/S).....	22	TBJ451S.....	22	UPLR1023.....	36
PLR455ACFL(P/S).....	22	TBJ451FLS.....	22	75 OHM MINI-WECO COAX	
PLR3155AC.....	18	TBJ3451(P/S).....	22	PATCH JACKS.....	48
PLR3455AC(P/S).....	22	TN2.....	9	010-0097.....	63
PN2.....	45	TN2 (TL/FL).....	9	010-0088.....	63
PN2A.....	45	TN2 (TL/FL) A.....	9	010-0123.....	64
PN2C.....	45	TN2A.....	9	010-0133.....	64
PTR-L-W.....	11	TN2T.....	9	010-0208.....	64
PTRM-L-Z.....	14	TNG2-R.....	8	105-1496.....	37
PTRMX-L-Z.....	14	TNG3-R.....	9	155-0830-1.....	12
PTRMY-L-Z.....	14	TNG451FL(P/S).....	23	305-0138.....	9
PTRS-L-Z.....	11	TNG451P(S).....	23	700-0024.....	62
PTRX-L-Z.....	11	TNG3451(P/S).....	23		
PTRYL-L-Z.....	12	TNGM1-1-R.....	14		
PTRY-L-Z.....	11	TNM3-Z.....	14		
PTW-L-Z.....	11	TOOLS & ACCESSORIES.....	62-64		
PTWM-L-Z.....	14	TOOL KIT & BULK PACKAGING.....	65		
PTWMX-L-Z.....	14	TPW-1-R.....	47		
PTWMY-L-Z.....	14	TPT-1-R.....	11,47		
PTWS-L-Z.....	11	TROMPETER CABLE SPECS.....	66-67		
PTWX-L-Z.....	11				
PTWYL-L-Z.....	12				
PTWY-L-Z.....	11				
PUSH-ON COAX 120 SERIES.....	35				