

## GENERAL INFORMATION

LED Driver Type	Constant Voltage (Class 2)
Maximum Wattage	24 Watts
Input Voltage	120 VAC ± 10% Dedicated 120-277 VAC ± 10% Universal
Input Frequency	50/60Hz
Total Harmonic Distortion	<20%

## CASE STYLE D: METAL



## ELECTRICAL SPECIFICATIONS

Watts	Output Voltage	Max Output Current	Input Voltage	Input Power	Input Current	Power Factor	Efficiency	Hatch Part Number
<b>Dedicated Models</b>								
24W	12 VDC	2.00A	120 VAC	29W	0.29A	>0.90	82%	LV24-12N-120-D
	24 VDC	1.00A	120 VAC	29W	0.29A	>0.90	83%	LV24-24N-120-D
<b>Universal Models</b>								
24W	12 VDC	2.00A	120 - 277 VAC	30W	0.27A / 0.13A	>0.90	80%	LV24-12N-UNV-D <sup>S</sup>
	24 VDC	1.00A	120 - 277 VAC	29W	0.27A / 0.13A	>0.90	83%	LV24-24N-UNV-D <sup>S</sup>

## PRODUCT FEATURES

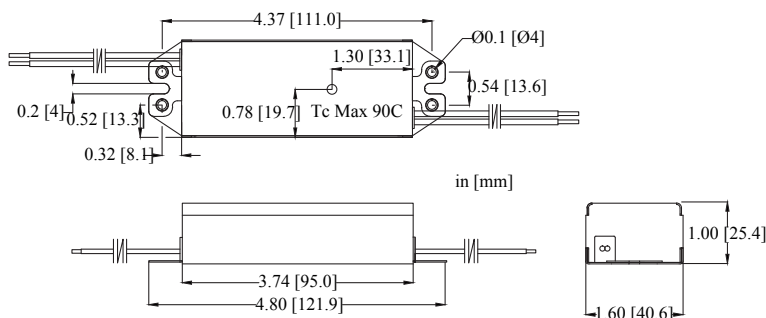
- Short circuit and overload protection
- Suitable for dry and damp locations
- Withstanding voltage: I/P – O/P 2kVAC
- Operating temperature range: -40°C to 90°C (measured at Tcase)
- MTBF: 376,000 hours @ 40°C ambient (~70°C case temp)
- Inrush Current: <10A Max @ 120VAC for 120V input models, cold start 25°C
- Inrush Current: <10A Max @ 120VAC for Universal input models, cold start 25°C
- Output Voltage tolerance +/- 5% @ 25°C
- 120VAC: No minimum load
- 120 - 277VAC: 10% minimum load

## APPROVALS

- UL 8750 recognized component
- EN61000-3-2
- EMC: Meets FCC47 CFR Part 15 (Class B) consumer limits
- <sup>S</sup>UL879 SAM approved



## MECHANICAL SPECIFICATIONS: CASE STYLE D



## DIMENSIONS [IN/MM]

Length:	4.80 [121.9]
Mounting:	4.37 [111.0]
Width:	1.60 [40.6]
Height:	1.00 [25.4]

## WIRING INFORMATION

Input:	12", Black (L), White (N) #18AWG
Output:	12", Red (+), Blue (-) #18AWG

## PACKAGING INFORMATION

Weight:	8.3oz
Quantity:	60pc/carton

## WARRANTY

- 5 year limited warranty

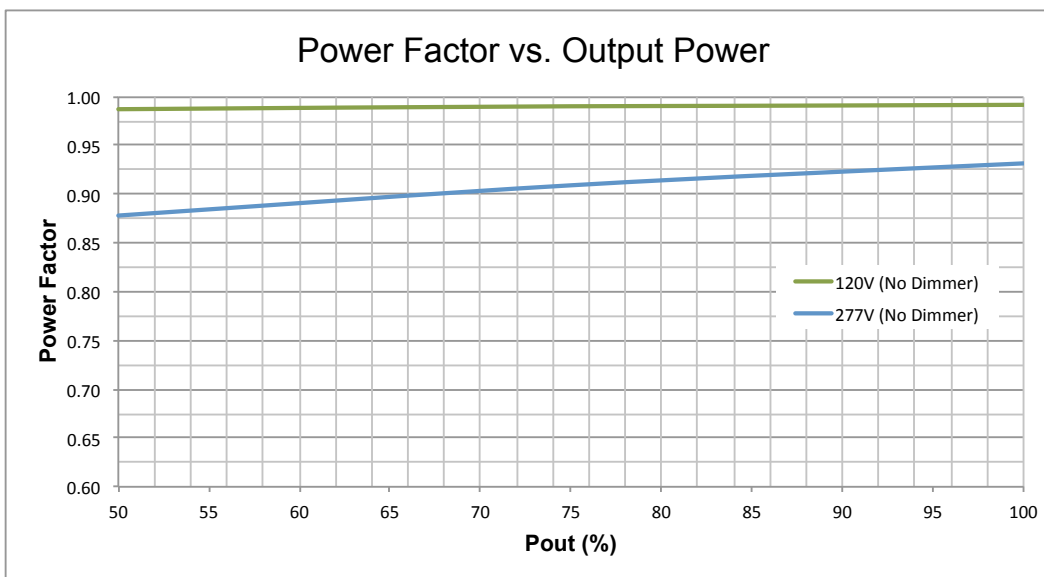
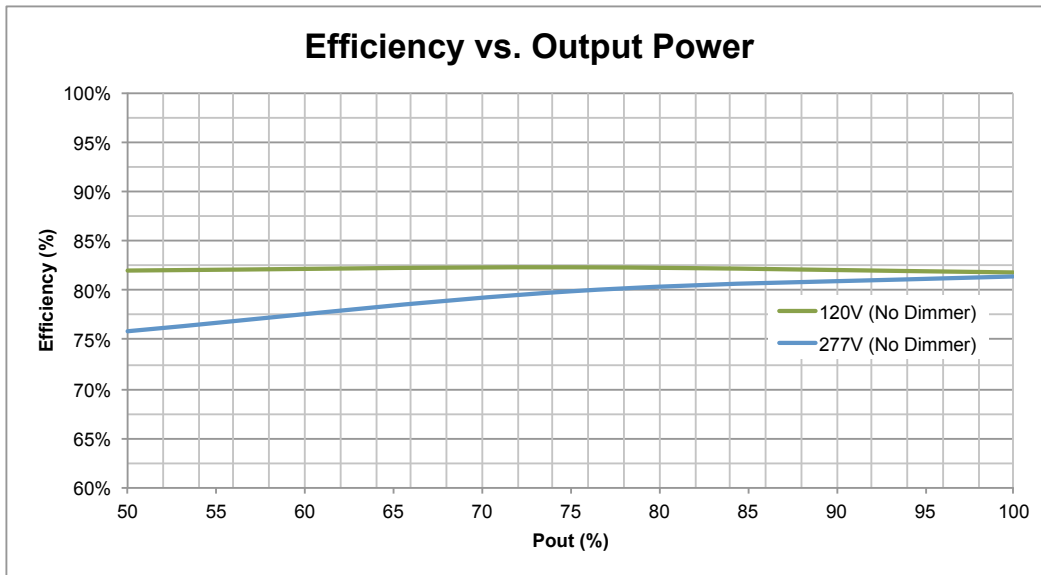
## GENERAL INFORMATION

LED Driver Type	Constant Voltage (Class 2)
Maximum Wattage	24 Watts
Input Voltage	120 VAC ± 10% Dedicated 120-277 VAC ± 10% Universal
Input Frequency	50/60Hz
Total Harmonic Distortion	<20%

## CASE STYLE D: METAL



## PERFORMANCE CURVES



Efficiency and PF measured at 25°C.  
Measurements made on model LV24-12N-UNV-D.