

### GENERAL INFORMATION

LED Driver Type	Constant Voltage (Class 2)
Maximum Wattage	60 Watts
Input Voltage	120 - 277 VAC ± 10% Universal
Input Frequency	50/60Hz
Total Harmonic Distortion	<20%

### CASE STYLE R: METAL



### ELECTRICAL SPECIFICATIONS

Watts	Output Voltage	Max Output Current	Input Voltage	Input Power	Input Current	Power Factor	Efficiency	Hatch Part Number
60W	12 VDC	5.00A	120 - 277 VAC	71W	0.65/0.29A	>0.90	85%	LV60-12N-UNV-R <sup>S</sup>
	24 VDC	2.50A	120 - 277 VAC	70W	0.65/0.29A	>0.90	86%	LV60-24N-UNV-R <sup>S</sup>

### PRODUCT FEATURES

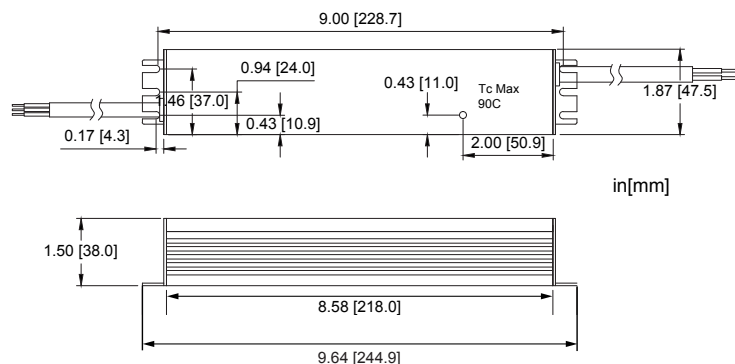
- Short circuit and overload protection
- Withstanding voltage: I/P - O/P 2kVAC
- Operating temperature range: -40°C to 90°C (measured at Tcase)
- MTBF: 299,000 hours @ 40°C ambient (~70°C case temp)
- Inrush Current: <20A Max @ 230VAC, cold start 25°C
- Output Voltage tolerance +/- 5% @ 25°C
- No minimum load

### APPROVALS

- UL 8750 recognized component
- EN61000-3-2
- EMC: Meets FCC47 CFR Part 15 (Class B) consumer limits
- IP67
- <sup>S</sup>UL879 SAM approved



### MECHANICAL SPECIFICATIONS: CASE STYLE R



### DIMENSIONS [IN/MM]

Length:	9.64 [244.9]
Mounting:	9.00 [228.7]
Width:	1.87 [47.5]
Height:	1.50 [38.0]

### WIRING INFORMATION

Input: 12", Type SJTW Cable, Black (L), White (N), Ground (G) #18AWG  
 Output: 12", Type SJTW Cable, Red (+), Blue (-) #18AWG

### PACKAGING INFORMATION

Weight:	25.5oz
Quantity:	40pc/carton

### WARRANTY

- 5 Year limited warranty

### RELATED PRODUCT

- Case Style F: 4.99" x 3.00" x 1.30"
- Case Style I: 9.50" x 1.70" x 1.18"
- Case Style K: 9.50" x 3.00" x 1.35"

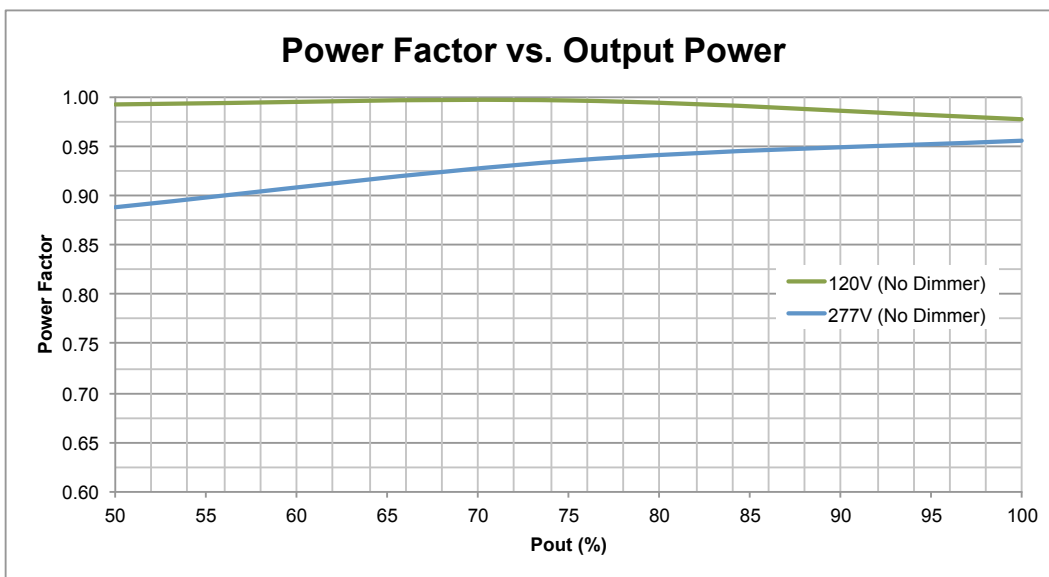
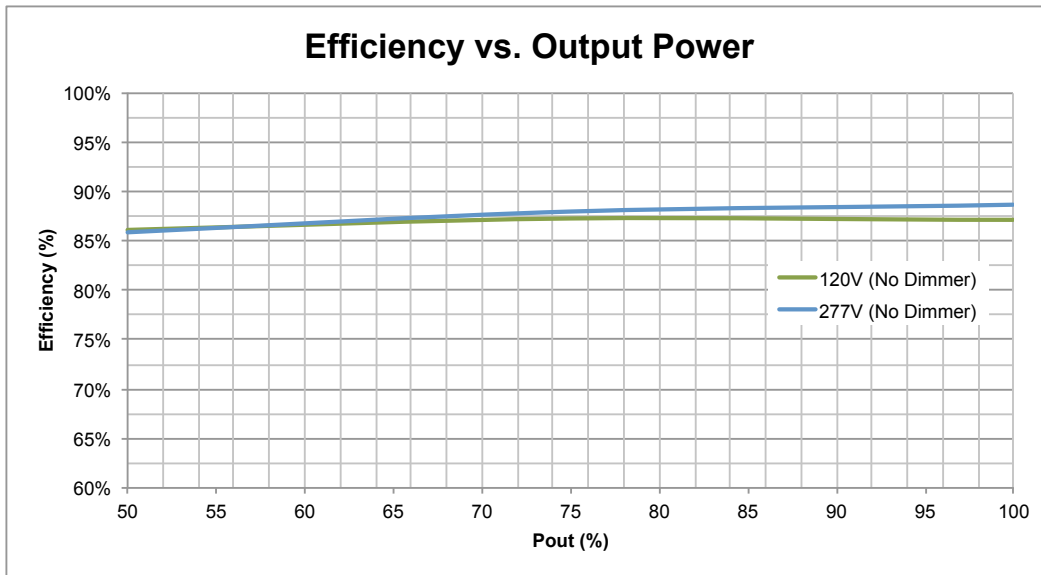
### GENERAL INFORMATION

LED Driver Type	Constant Voltage (Class 2)
Maximum Wattage	60 Watts
Input Voltage	120 - 277 VAC ± 10% Universal
Input Frequency	50/60Hz
Total Harmonic Distortion	<20%

### CASE STYLE R: METAL



### PERFORMANCE CURVES



Efficiency and PF measured at 25°C.  
Measurements made on model LV60-24N-UNV-R.